

The Florida Senate
COMMITTEE MEETING EXPANDED AGENDA
APPROPRIATIONS SUBCOMMITTEE ON GENERAL
GOVERNMENT
Senator Simmons, Chair
Senator Bean, Vice Chair

MEETING DATE: Wednesday, October 25, 2017
TIME: 3:30—5:30 p.m.
PLACE: 301 Senate Office Building

MEMBERS: Senator Simmons, Chair; Senator Bean, Vice Chair; Senators Broxson, Campbell, Gainer, Garcia, Mayfield, Rodriguez, Rouson, Taddeo, and Torres

TAB	BILL NO. and INTRODUCER	BILL DESCRIPTION and SENATE COMMITTEE ACTIONS	COMMITTEE ACTION
1	Florida PALM project		Presented
2	Underground Utilities - Long Range Planning		Not Considered
3	Agency for State Technology - Overview of Risk Assessments		Presented
4	Agency for State Technology - Disaster Recovery		Presented
5	Florida Facilities Pool		Presented
Other Related Meeting Documents			

Florida PALM

Planning, Accounting, and Ledger Management



FLORIDA PALM UPDATE

OCTOBER 25, 2017



Florida **PALM**
Planning, Accounting, and Ledger Management

Florida PALM Update

Overview of FLAIR and CMS

- ▶ Florida Accounting Information Resource (FLAIR) was implemented 35 years ago to provide accounting resources to State agencies
- ▶ FLAIR processes \$90 billion in payments annually (including \$3.5 billion in payroll)
- ▶ FLAIR has over 16,000 users statewide
- ▶ FLAIR limitations include paper intensive processing, no predictability/forecasting, and lack of availability of IT support



Florida PALM Update

Overview of FLAIR and CMS

- ▶ There are limited resources providing direct support to FLAIR for fixed or variable efforts
- ▶ Many of the assigned resources have skills gaps requiring additional training/supervision and affecting capacity
- ▶ Existing staff will continue to retire and acquisition of qualified resources is very difficult
- ▶ Staff augmentation is required
- ▶ Department continues to pursue FLAIR support services



Florida PALM Update

Overview of FLAIR and CMS

- ▶ CMS (Cash Management System) has similar challenges
- ▶ CMS provides cash and investment management functionality for the State
- ▶ CMS processes over \$90 billion in deposits and disbursements annually and maintains over \$23 billion in investments
- ▶ CMS limitations include:
 - Lack of a consolidated Treasury financial ledger
 - Lack of availability of IT support



Florida PALM Update

Overview of FLAIR and CMS

- ▶ Business Case delivered in March 2014 recommended the State replace FLAIR and CMS with a financial management solution that runs on commercially available software
- ▶ Business Case recommended initially implementing core functionality in a pilot and then expand agencies and functionality
- ▶ Florida PALM (Planning, Accounting, and Ledger Management) is business transformation project supported by technology





Florida **PALM** Story



Florida **PALM**
Planning, Accounting, and Ledger Management

Florida PALM Update

Project Phases

- ▶ Current Phase:
 - Planning, Process Standardization, Procurement, and Readiness for Implementation
 - FY 17-18 marks the fourth year of Project
- ▶ First Implementation Phase – Implement Core Functionality over an estimated five years (*according to 2014 business case*)
- ▶ Subsequent Implementation Phase(s) – Implement Expanded Functionality over an estimated five years (*according to 2014 business case*)



Florida PALM Update

Core Principles

- ▶ The Florida PALM Project operates on three core principles:
 1. Create a realistic plan to complete the FLAIR and CMS replacement project
 2. Incorporate a number of smaller objectives along a deliberate timeline
 3. Acknowledge the statewide aspect of the project and the impact to the other Florida agencies



Florida PALM Update

Project Organization

- ▶ The Project is composed of State FTEs and contract staff
- ▶ Chief of Staff serves as Executive Sponsor
- ▶ Deputy CFO, Director of Accounting & Auditing, Director of Treasury, and CIO serve as Project Sponsors
- ▶ Governance is defined by two tiers
 - Project Director
 - 15-member Executive Steering Committee chaired by Project Executive Sponsor



Florida PALM Update

Budget

- ▶ FY2014-2015 (Year 1)
 - Appropriated \$9 million
 - Obtained release for \$6.8 million
 - Spent \$2.7 million

- ▶ FY2015-2016 (Year 2)
 - Appropriated \$11.3 million
 - Obtained release for \$8.4 million
 - Spent \$7.5 million

- ▶ FY2016-2017 (Year 3)
 - Appropriated \$8.8 million
 - Obtained release for \$7.8 million
 - Spent \$5.7 million



Florida PALM Update

Budget

- ▶ FY2017-2018 (Year 4)
 - Received \$27.9 million appropriation
 - \$18.1 million placed in reserve pending execution of contract
 - \$9.8 million released for implementation readiness
 - \$6 million in Salary & Benefits for 51 FTEs
 - \$3.8 million in Special Category
- ▶ FY2018-2019 (Year 5)
 - Based on first year of implementation cost model from Business Case



Florida PALM Update

Completed Milestones

- ▶ Staffed Project FTEs across four teams encompassing
 - Project management
 - People
 - Process
 - Technology
- ▶ Secured contract support staff across four teams and independent verification and validation services



Florida PALM Update

Completed Milestones

- ▶ Conducted meetings with all 34 agencies that currently use FLAIR and CMS to establish and obtain approval on standardized business processes across ten financial process areas
- ▶ Assembled an Executive Steering Committee made up of 15 members from seven different agencies and began conducting public meetings



Florida PALM Update

Completed Milestones

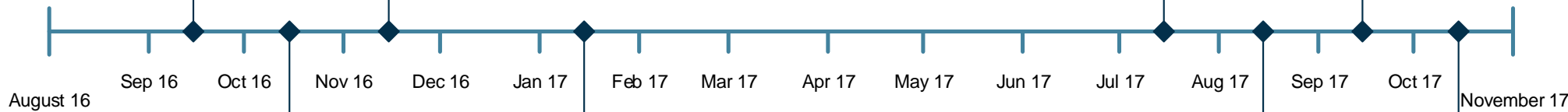
September 2016

Approval of Solicitation Documents

November 2016
Released Solicitation

July 2017
Evaluation Complete

September 2017
Strategy Sessions Began



October 2016
Approval of Business Requirements

January 2017
Received Vendor Responses

August 2017
Negotiation Team Appointed

October 2017
Negotiations Began



Florida PALM Update

Next Steps

- ▶ Support procurement activities which are expected to occur through May 2018 with a contract execution in June 2018
- ▶ Continue executing readiness activities through the four critical dimensions of project management, people, process, and technology in preparation for the implementation phases
- ▶ Identify additional collaboration opportunities with agencies and other public sector entities that have completed similar implementations



Contact Information

Contact us

FloridaPALM@myfloridacfo.com

Project Website

www.myfloridacfo.com/floridapalm/



No materials for this item.



IT Security Risk Assessments and Remediation

Presented to Senate Appropriations Subcommittee on General
Government

October 25, 2017



Overview

2016-2017 General Appropriations Act Specific Appropriation 1961B

- AST established the risk assessment methodology
 - Uniform criteria, threat-based approach
 - Risk severities with prioritized remediation
 - Schedule and cost of remediation
- AST determined the procurement approach (RFQ)
- Agencies led their procurements and chose multiple vendors

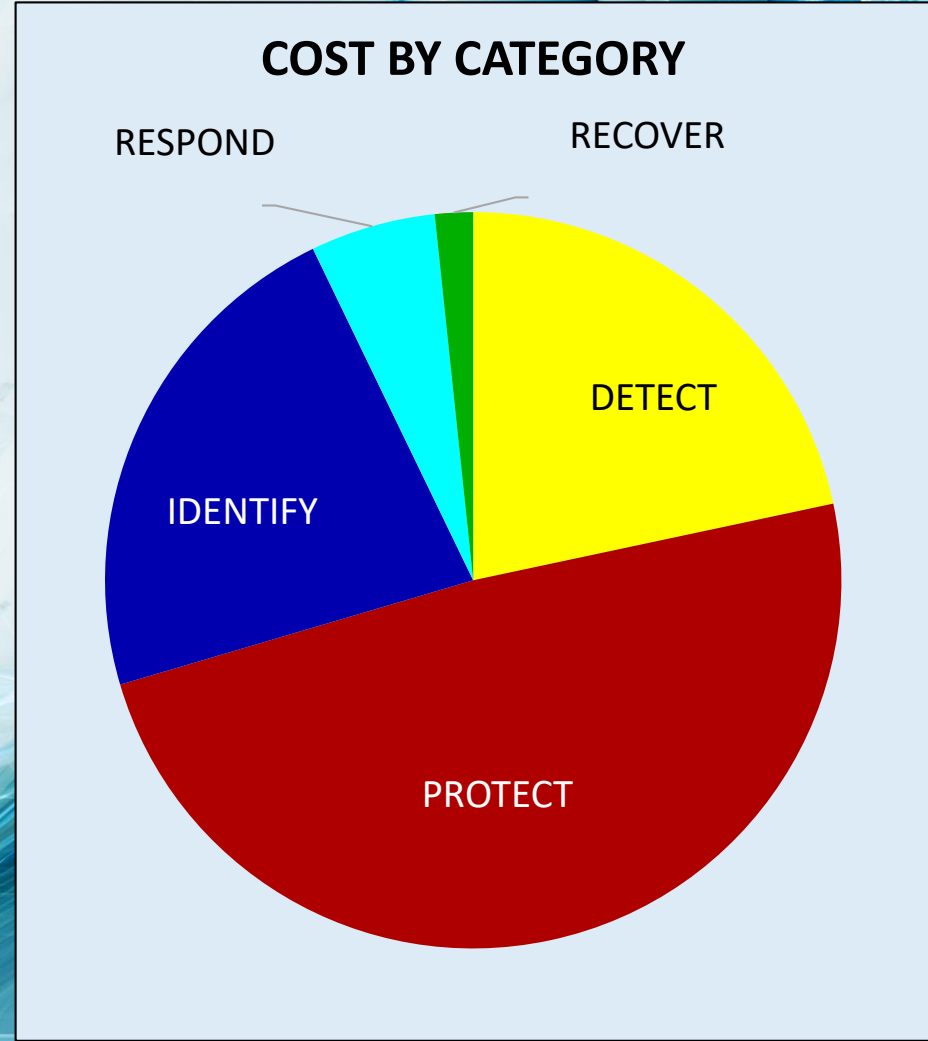
Agency for Health Care Administration
Agency for Persons with Disabilities
Department of Business and Professional Regulation
Department of Corrections
Department of Children and Families
Department of Education
Department of Economic Opportunity
Department of Elder Affairs

Department of Financial Services
Department of Health
Department of Juvenile Justice
Department of Revenue
Department of State
Department of Transportation
Department of Law Enforcement
Dept. of Highway Safety and Motor Vehicles



Florida Cybersecurity Standards by Category

FCS FUNCTION BY PRIORITY				
Rank	Function	Cost	Avg # Months	Critical Items
1	DETECT	\$15,489,193	17	140
2	PROTECT	\$34,906,556	20	207
3	IDENTIFY	\$16,039,481	13	163
4	RESPOND	\$3,932,040	11	77
5	RECOVER	\$1,195,804	6	21
		\$71,563,074	13	608





Florida Cybersecurity Standards by Category

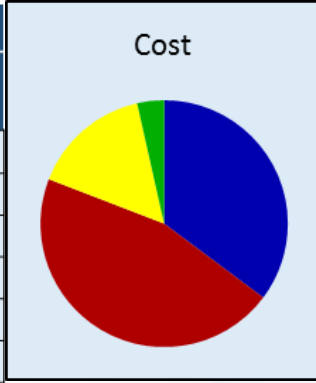
FCS Priority
by
Category

Category Ranking				
Rank	Category	COST	AVG TIME	CRITICAL ITEMS
1	Detect - Continuous Monitoring	\$3,471,955	17	67
2	Protect – Protective Technologies	\$5,594,191	13	28
3	Detect – Anomalies & Events	\$10,334,900	24	45
4	Identify – Risk Management Strategy	\$1,932,320	6	39
5	Identify – Risk Assessment	\$9,611,573	17	53
6	Protect – Data Security	\$10,199,013	31	34
7	Protect – Access Control	\$12,077,393	34	32
8	Respond - Mitigation	\$2,729,284	38	23
9	Protect – Information Protection P&P	\$5,651,384	25	76
10	Detect – Detection Processes	\$1,682,338	8	28
11	Identify – Asset Management	\$2,339,112	15	33
12	Respond – Response Planning	\$103,600	4	6
13	Recover – Recovery Planning	\$896,364	8	6
14	Protect – Awareness Training	\$1,066,469	12	34
15	Respond - Improvements	\$96,128	2	9
16	Respond - Analysis	\$377,016	5	25
17	Identify - Governance	\$1,084,298	23	24
18	Identify – Business Environment	\$1,072,178	6	14
19	Recovery - Improvements	\$124,956	6	9
20	Protect - Maintenance	\$318,106	4	3
21	Respond - Communications	\$626,012	6	14
22	Recover - Communications	\$174,484	5	6
		\$71,563,074	14	608

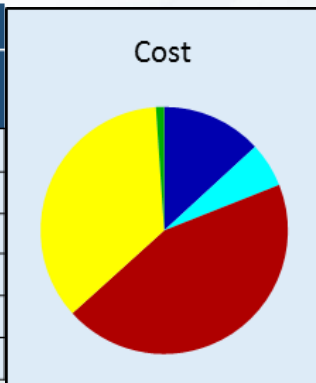


Florida Cybersecurity Standards by Category

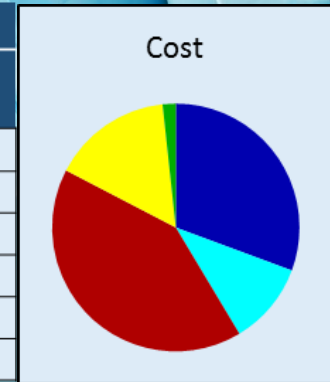
GENERAL GOVERNMENT			
Rank	Function	Cost	Critical Items
1	DETECT	\$1,867,200	7
2	PROTECT	\$5,453,500	6
3	RECOVER	\$420,000	1
4	IDENTIFY	\$4,206,900	3
5	RESPOND	\$0	1
		\$11,947,600	18



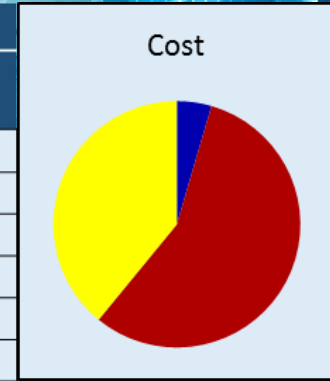
HEALTH AGENCIES			
Rank	Function	Cost	Critical Items
1	DETECT	\$9,273,055	41
2	PROTECT	\$11,539,648	72
3	IDENTIFY	\$3,425,800	61
4	RESPOND	\$1,518,500	15
5	RECOVER	\$278,000	4
		\$26,035,003	193



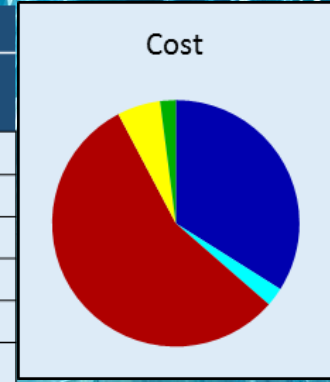
PUBLIC SAFETY - JUDICIAL			
Rank	Function	Cost	Critical Items
1	IDENTIFY	\$5,674,100	25
2	RESPOND	\$1,991,860	18
3	PROTECT	\$7,634,120	21
4	DETECT	\$2,901,840	27
5	RECOVER	\$316,700	3
		\$18,518,620	94



EDUCATION			
Rank	Function	Cost	Critical Items
1	PROTECT	\$1,244,000	25
2	DETECT	\$862,000	15
3	RESPOND	\$0	11
4	IDENTIFY	\$100,000	17
5	RECOVER	\$0	5
		\$2,206,000	73



TRANSPORTATION & ECO DEV -TED			
Rank	Function	Cost	Critical Items
1	DETECT	\$966,738	45
2	PROTECT	\$9,557,608	77
3	RESPOND	\$421,680	32
4	IDENTIFY	\$5,808,481	49
5	RECOVER	\$349,104	9
		\$17,103,611	212



Top Five Priorities by Agency*

1	DE.CM	RS.RP	PR.PT	PR.DS	PR.AC
2	DE.CM	ID.AM	ID.RM	ID.RA	DE.AE
3	ID.RM	DE.AE	RC.IM	RC.RP	PR.IP
4	DE.CM	PR.IP	DE.AE	ID.RA	ID.AM
5	ID.GV	DE.AE	ID.RM	ID.AM	DE.DP
6	PR.MA	DE.DP	PR.PT	DE.CM	RS.MI
7	ID.RM	DE.CM	PR.IP	ID.BE	DE.DP
8	RS.RP	PR.DS	PR.PT	PR.AC	RS.IM
9	ID.RM	PR.PT	ID.BE	DE.CM	ID.RA
10	PR.PT	ID.RA	DE.AE	PR.AC	PR.DS
11	ID.RM	ID.RA	DE.CM	DE.AE	PR.IP
12	RS.IM	DE.AE	RS.AN	ID.RM	ID.AM
13	RS.RP	RC.RP	PR.DS	PR.PT	PR.AC
14	DE.AE	PR.PT	ID.RA	ID.RM	DE.DP
15	RS.RP	PR.PT	PR.AC	PR.DS	RS.IM
16	DE.AE	PR.PT	RS.IM	DE.CM	DE.DP

*As determined by FCS Assessment Tool



Questions?

Eric M. Larson, Executive Director/State CIO
Agency For State Technology
4050 Esplanade Way, Suite 115
Tallahassee, FL 32399
850.412.6050





Disaster Recovery

Presented to Senate Appropriations Subcommittee on General
Government

October 25, 2017



Disaster Recovery Service Provider

Facility

Located 1 Hour from Tampa and 1 Hour from Orlando
11,100 Sq/Ft Purpose Built Data Center Space
Multiple Business Continuity Center Options
Custom Data Center Suites Available
CAT 5 Reinforced Construction
168 Feet Above Sea Level
Outside Flood Zone "X"
Outside Windblown Debris Zone
Lift-Gate Loading Dock and Freight Elevator
CJIS, HIPAA, PCI Compliant
SSAE 16 TYPE 2 SOC 2 Certified

Security

90 Day Video Retention
HID Proxy Card (Doors/Elevator)
Biometric Scanning

Power/HVAC

Generators: 2N
UPS: 2N
Liebert CRAC: N+1

Fire Supression

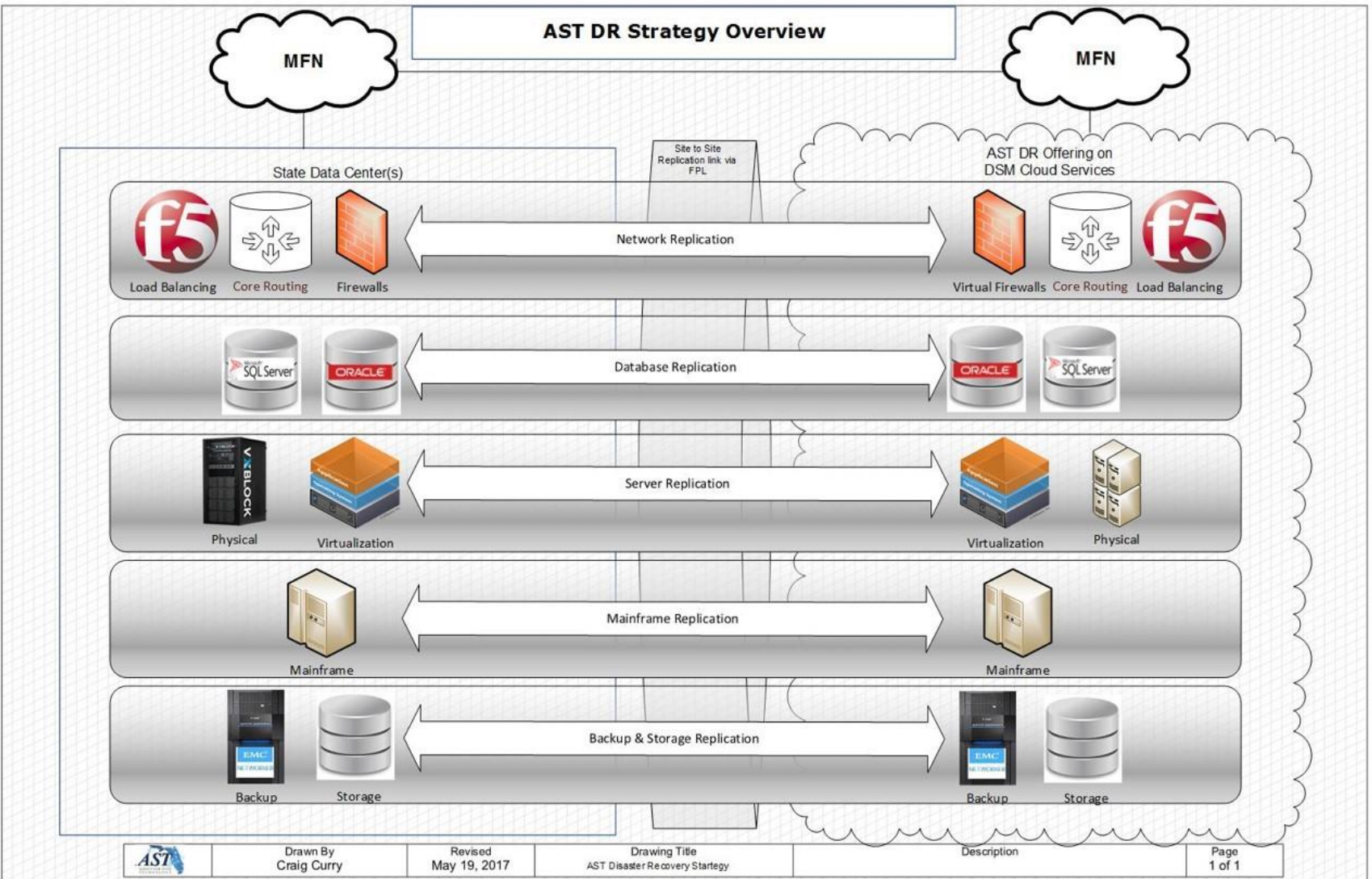
VESDA Smoke Detection System
FE-25 Gas
Dual Stage Interlocking Dry Pipe

Connectivity

Dual Building Entry Vaults
Carrier Neutral
Onsite Carriers: Level3, BrightHouse
Networks, Verizon, FPL Fibernet, Lambda
Rail



Disaster Recovery Overview





State Data Center Agency Customers with Disaster Recovery Services

State Data Center Customer
Agency for Health Care Administration (AHCA)*
Agency for State Technology (AST)
Department of Children and Families (DCF)
Department of Economic Opportunity (DEO)*
Department of Environmental Protection (DEP)*
Department of Health (DOH)
Department of Highway Safety and Motor Vehicles (DHSMV)*
Department of Management Services (DMS)*
Department of State (DOS)*
Department of Transportation (DOT)*
Executive Office of the Governor (EOG)*
Florida Department of Corrections (FDC)

*Agencies funded in FY 2015-2016



Project Schedule

Setup of AST DR Infrastructure

Stage	Description	Target Date
One	5% of DR Offering Infrastructure (Core)	N/A
Two	12% of DR Offering Infrastructure Complete	1/27/2017
Three	19% of DR Offering Infrastructure Complete	3/17/2017
Four	28% of DR Offering Infrastructure Complete	4/7/2017
Five	40% of DR Offering Infrastructure Complete	4/21/2017
Six	52% of DR Offering Infrastructure Complete	5/5/2017
Seven	64% of DR Offering Infrastructure Complete	5/19/2017
Eight	76% of DR Offering Infrastructure Complete	6/2/2017
Nine	88% of DR Offering Infrastructure Complete	6/16/2017
Ten	100% of DR Offering Infrastructure Complete	6/30/2017



DR Planning and Testing

- Identify and Prioritize Applications (Agency)
- Application Rationalization (Joint AST and Agency Responsibility)
- DR Solution Plan (Joint AST and Agency Responsibility)
- Conduct Remediation (Joint AST and Agency Responsibility)
- Set Up Data Replication (AST)
- Set up Automation (AST)
- Conduct Internal Tests (AST)
- Conduct Customer Tests (Agency)



Agency Collaboration

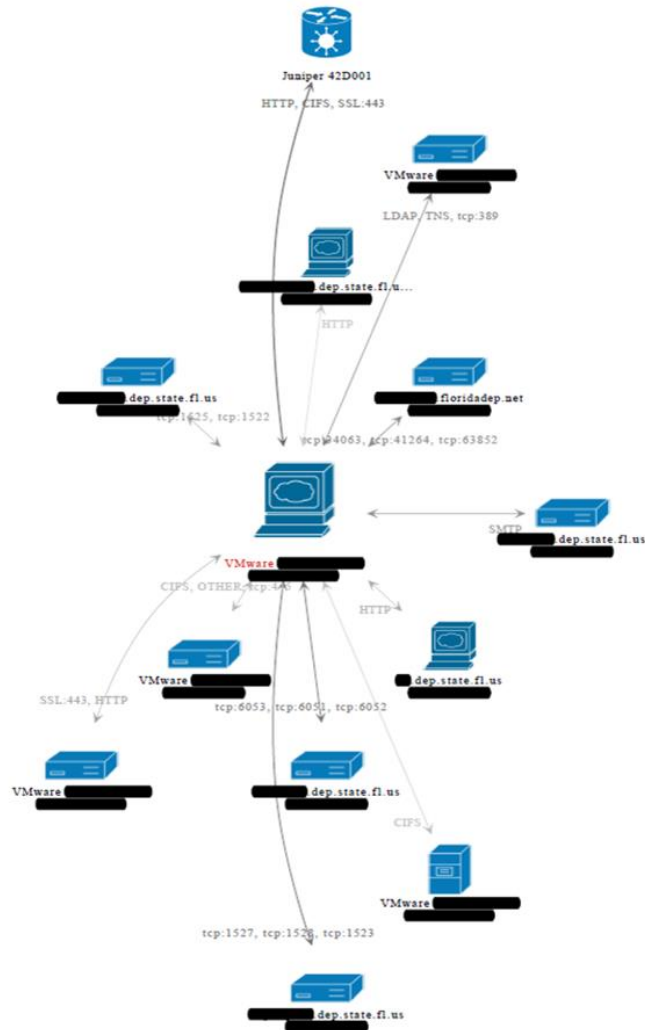
Application Prioritization - Agency

- Represents the first step of the application mapping process (and overall DR implementation)
- Requires agencies to identify their mission-critical applications
- Determine the prioritized order (sequence) of restoration of mission-critical applications for a disaster recovery event

Application Rationalization – Agency/AST

- Determine all infrastructure needed for each application to be stood up and fully-operational in the DR environment
- Document build and orchestration order for restoration of application components in correct sequence
- AST can assist agencies with identifying their application components with mapping tools at the State Data Center

Application Mapping





Eric M. Larson, Executive Director/State CIO
Agency For State Technology
4050 Esplanade Way, Suite 115
Tallahassee, FL 32399
850.412.6050





FLORIDA DEPARTMENT of

management
SERVICES

We serve those who serve Florida

Division of Real Estate Development and Management

Senate Appropriations Subcommittee on General
Government

October 25, 2017

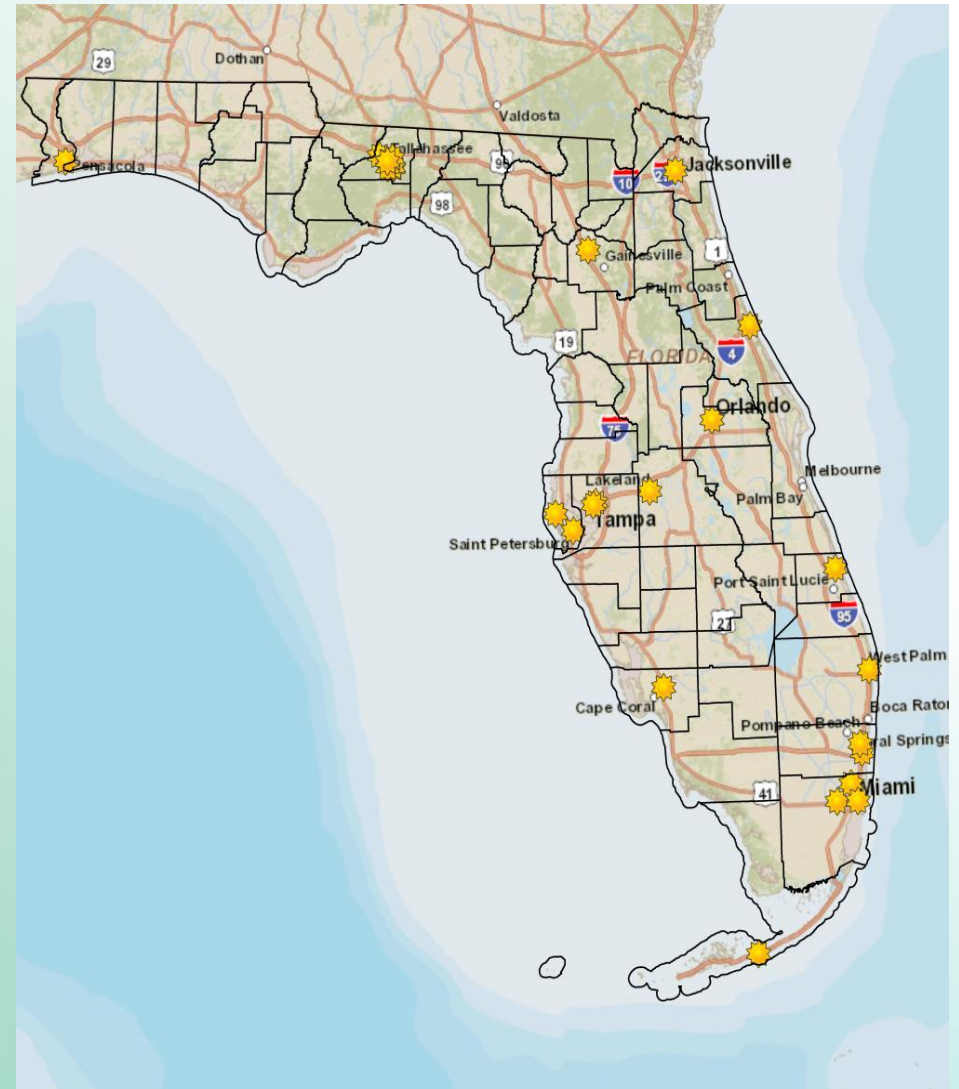
Erin Rock, Secretary

Florida Facilities Pool (Pool)

- Bonded building pool established in 1985-86
- 110 of 13,000 state facilities
- 12.3 million of state owned 64 million square feet
- Lease management (state owned and private sector space)
- Parking (30,000 parking contracts)
- Construction for Pool and other agencies
- Service contracts built for economies of scale

- **\$225 million commercial leasing company**
- **\$100 million construction company**
- **Division Staff:** 267.50 full-time positions
- **Division Budget:** \$117 million
- **Service Contracts:** \$10 million
 - Custodial
 - Security
 - Lawn care
 - Pest control
 - Elevator maintenance
 - Generator maintenance

- The 110 DMS Pool facilities are located statewide
- REDM is responsible for a diverse set of resources, including:
 - Capitol Complex
 - Office buildings and regional service centers
 - Governor's Mansion
 - Laboratories
 - Museums
 - Warehouse space



- The Pool rental rate is \$17.18/sq. ft. and supports \$8M each fiscal year for Fixed Capitol projects
- DMS has received additional appropriations of \$18M – \$28M in each of the past five years
- Current Backlog of deficiencies = \$489M
- Project Types:
 - Life Safety deficiencies
 - Code compliance for the Americans with Disabilities Act
 - General Building deficiencies

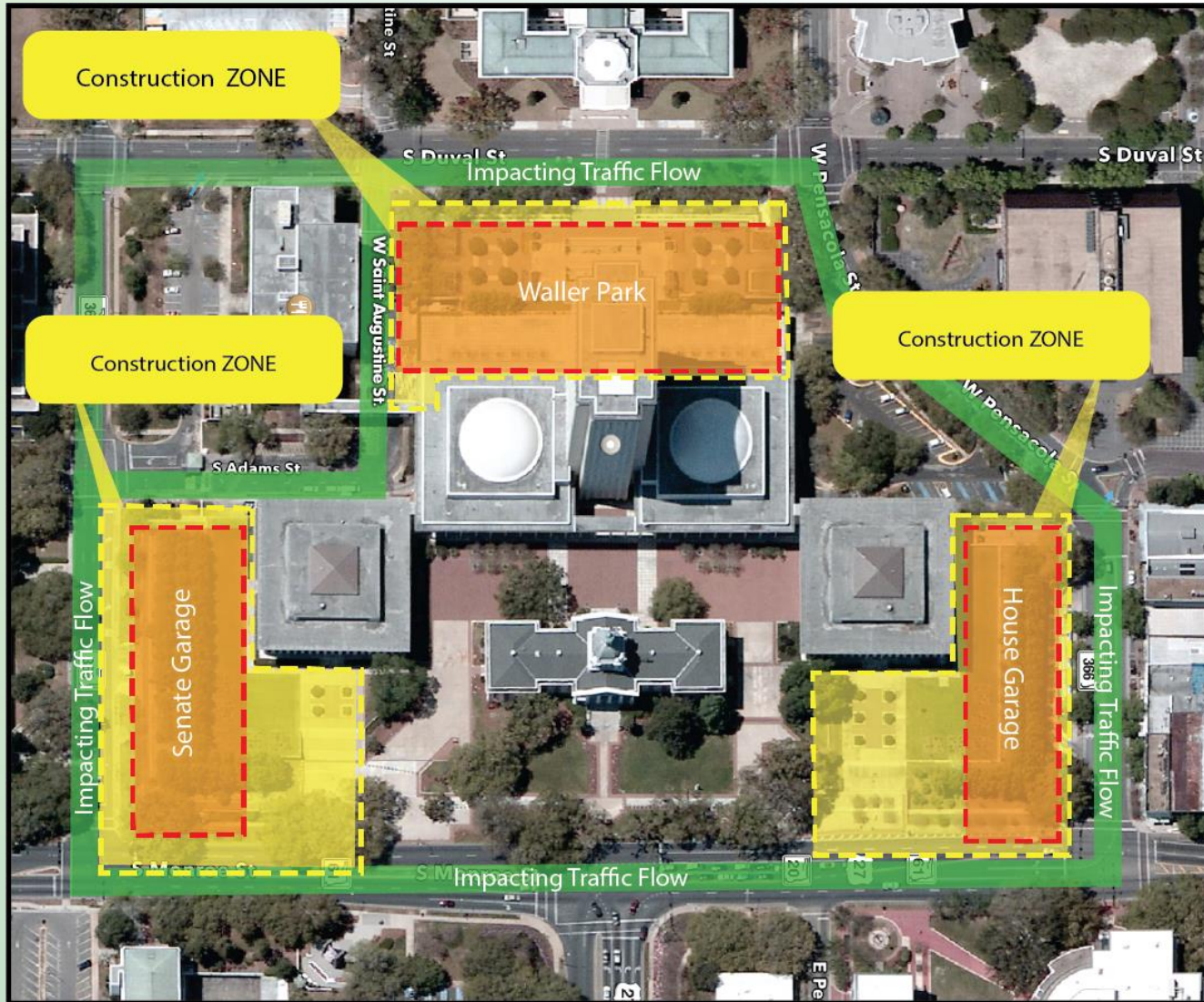
- Current project load is 141 projects statewide with a budget of \$130M. Large projects include:
 - Senate parking garage
 - ADA code corrections at Capitol Complex
 - Roofs
 - Elevators
 - Chillers
 - Electrical distribution
 - Fire and Life Safety systems
 - General deficiencies

- Aging Infrastructure Study
 - Leon County Property Portfolio Study – February 1, 2017
 - 5, 10 and 30 year recommendations
- Agency Spatial Programming and Business Requirements for Facilities
 - Funding request for FY 2018-19
 - Programming for multiple agencies
 - Future state of Mayo Building, Bryant Building and Capital Circle Office Complex
 - Master Plan update

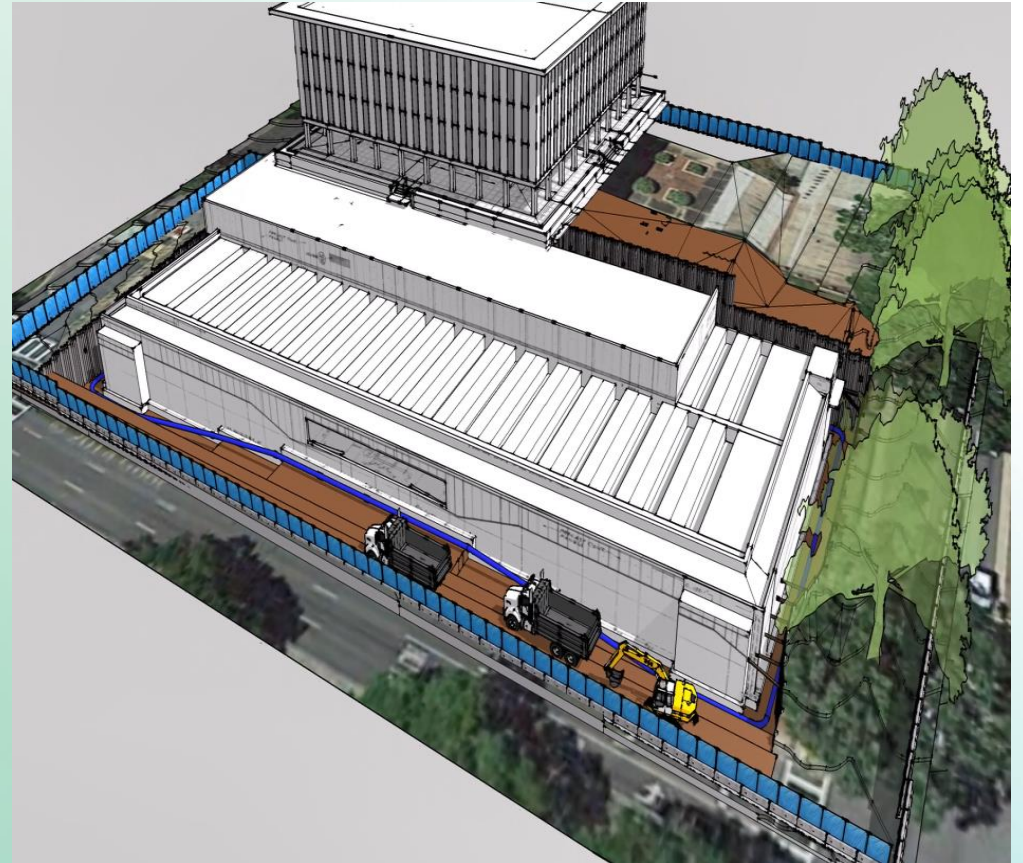
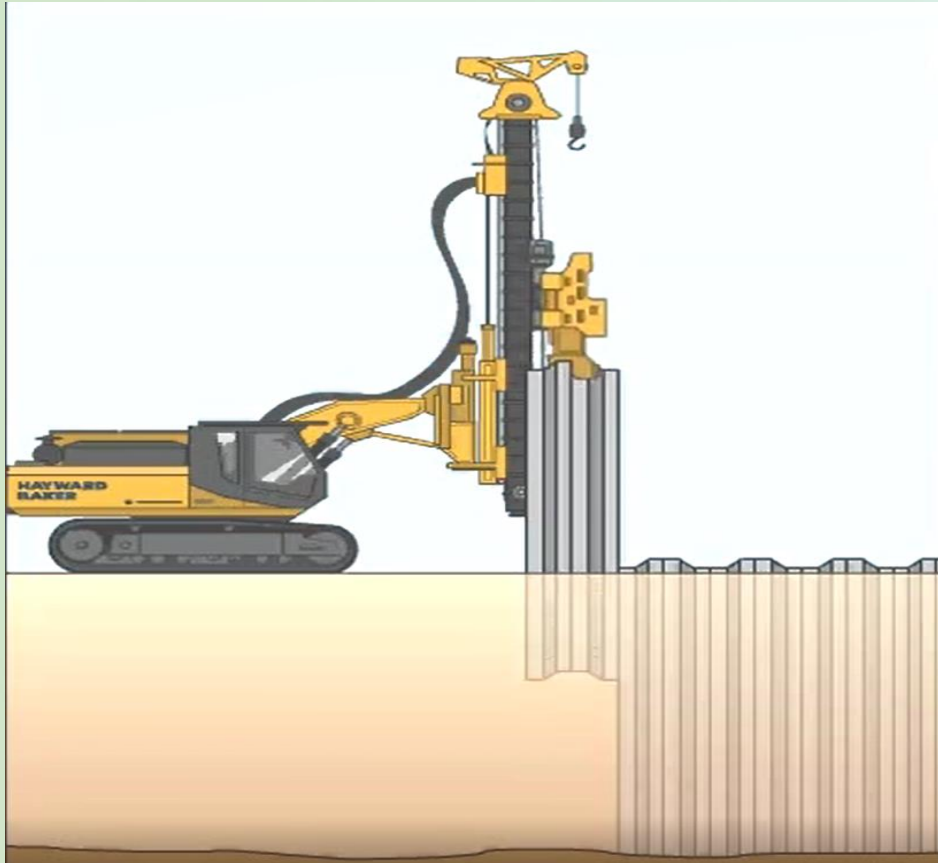
Capitol Complex Improvement Projects (CCIP)



- House and Senate parking garages
 - Built in 1970s
 - Waterproofing has exceeded end of life cycle and water intrusion caused spalling of reinforcing steel
 - Garages need structural repair, new waterproofing, and new drainage system
 - Senate garage substantial completion August 2018
 - House garage funding request for FY 2018-19
- Waller Park – primary public entrance
 - Waterproofing
 - Minor structural repair
 - Improved accessibility
 - Potential future request



- Remove weight from structure
- Structural repairs of beams
- Repair spalling on vertical surfaces
- Relocate utilities
- Sheet piling and excavation
- Waterproof exterior surfaces, vertical and horizontal
- Landscape and hardscape
- Project is proceeding as planned



Senate Garage Completion



- No major impacts to building envelope, roofs or windows
- Some water intrusion and damage to major mechanical systems
- Impacted facilities:
 - Benton Building – Ft. Pierce
 - Gore Building – Ft. Lauderdale
 - Opa-Locka Regional Service Center – Opa-Locka
 - Monroe County Regional Service Center – Marathon
 - Rohde Building – Miami
- Estimated fiscal impact: \$750,000 – \$1,000,000



THE FLORIDA SENATE

Tallahassee, Florida 32399-1100

SENATOR DEBBIE MAYFIELD
17th District

October 23, 2017

Chairman David Simmons
408 Senate Office Building
404 South Monroe Street
Tallahassee, FL 32399-1100

Re: Appropriations Subcommittee on General Government

Dear Chairman Simmons,

I am respectfully requesting an excused absence from the Appropriations Subcommittee on General Government meeting on October 25, 2017, scheduled from 3:30pm to 5:30pm.

I appreciate your consideration of this request and I look forward to working with you and the Appropriations Subcommittee on General Government in the future. If you have any questions or concerns, please do not hesitate to call me directly.

Thank you,

A handwritten signature in cursive script that reads "Debbie Mayfield".

Senator Debbie Mayfield
District 17

Cc: Giovanni Bette, Lisa Waddell, Valerie Clarke, Carolyn Grzan, Diane Suddes

REPLY TO:

- 900 E. Strawbridge Avenue, Melbourne, Florida 32901 (321) 409-2025
- 1801 27th Street, Vero Beach, Florida 32960 (772) 226-1970
- 324 Senate Office Building, 404 South Monroe Street, Tallahassee, Florida 32399-1100 (850) 487-5017

Senate's Website: www.flsenate.gov

JOE NEGRON
President of the Senate

ANITERE FLORES
President Pro Tempore

COMMITTEES:

Education, Vice Chair
Government Oversight & Accountability, Vice Chair
Appropriations Subcommittee on the
Environment and Natural Resources
Appropriations subcommittee on General
Government
Agriculture
Judiciary

JOINT COMMITTEES:

Joint Legislative Auditing Committee,
Alternating Chair

THE FLORIDA SENATE
APPEARANCE RECORD

(Deliver BOTH copies of this form to the Senator or Senate Professional Staff conducting the meeting)

10/25/17
Meeting Date

Bill Number (if applicable)

Topic PALM Presentation

Amendment Barcode (if applicable)

Name Melissa Turner

Job Title PALM Program Director

Address 200 E. Gaines Street

Phone 850-410-9024

Street

Tallahassee

FL

32399

Email melissa.turner@myflorida.com

City

State

Zip

Speaking: For Against Information

Waive Speaking: In Support Against
(The Chair will read this information into the record.)

Representing Florida PALM

Appearing at request of Chair: Yes No

Lobbyist registered with Legislature: Yes No

While it is a Senate tradition to encourage public testimony, time may not permit all persons wishing to speak to be heard at this meeting. Those who do speak may be asked to limit their remarks so that as many persons as possible can be heard.

This form is part of the public record for this meeting.

S-001 (10/14/14)

THE FLORIDA SENATE
APPEARANCE RECORD

(Deliver BOTH copies of this form to the Senator or Senate Professional Staff conducting the meeting)

10-25-2017

Meeting Date

Bill Number (if applicable)

Topic IT Security Risk Assessments and Disaster Recovery

Amendment Barcode (if applicable)

Name Eric Larson

Job Title Executive Director and State Chief Information Officer

Address 4050 Esplanade Way, Suite 115

Phone (850) 412-6050

Street

Tallahassee

FL

32399

Email eric.larson@ast.myflorida.com

City

State

Zip

Speaking: For Against Information

Waive Speaking: In Support Against
(The Chair will read this information into the record.)

Representing Agency for State Technology

Appearing at request of Chair: Yes No

Lobbyist registered with Legislature: Yes No

While it is a Senate tradition to encourage public testimony, time may not permit all persons wishing to speak to be heard at this meeting. Those who do speak may be asked to limit their remarks so that as many persons as possible can be heard.

This form is part of the public record for this meeting.

S-001 (10/14/14)

THE FLORIDA SENATE

APPEARANCE RECORD

10-25-17

(Deliver BOTH copies of this form to the Senator or Senate Professional Staff conducting the meeting)

Meeting Date

Bill Number (if applicable)

Topic Florida Facilities Pool

Amendment Barcode (if applicable)

Name Tom Berger

Job Title Division Director, Real Estate Development & Management

Address 4050 Esplanade Way

Phone 487-7001

Street

Tallahassee FL 32399

City

State

Zip

Email tom.Berger@dms.myflorida.com

Speaking: For Against Information

Waive Speaking: In Support Against (The Chair will read this information into the record.)

Representing Department of Management Services

Appearing at request of Chair: Yes No

Lobbyist registered with Legislature: Yes No

While it is a Senate tradition to encourage public testimony, time may not permit all persons wishing to speak to be heard at this meeting. Those who do speak may be asked to limit their remarks so that as many persons as possible can be heard.

This form is part of the public record for this meeting

S 001 (10/14/14)

CourtSmart Tag Report

Room: SB 301
Caption: Appropriations Subcommittee on General Government

Case No.:

Type:
Judge:

Started: 10/25/2017 3:33:44 PM

Ends: 10/25/2017 5:19:21 PM

Length: 01:45:38

3:33:49 PM	Call to Order Chair Simmons
3:33:57 PM	Roll Call
3:34:24 PM	Quorum present
3:36:31 PM	TAB 2 Underground Utilities Long Range Planning - Deferred
3:36:49 PM	Sen. Garcia
3:37:05 PM	TAB 1 Florida PALM
3:37:43 PM	Melissa Turner, Project Director Florida PALM Project
3:47:31 PM	Sen. Bean
3:47:41 PM	Sen. Simmons
3:47:48 PM	Sen. Gainer
3:48:10 PM	M. Turner
3:54:42 PM	Sen. Garcia
3:55:17 PM	M. Turner
3:56:25 PM	Sen. Garcia
3:56:36 PM	M. Turner
3:57:13 PM	Sen. Garcia
3:58:20 PM	M. Turner
3:58:28 PM	Sen. Garcia
3:58:46 PM	M. Turner
3:59:55 PM	Sen. Garcia
4:00:58 PM	M. Turner
4:01:28 PM	Sen. Simmons
4:02:37 PM	M. Turner
4:02:48 PM	Sen. Simmons
4:03:11 PM	M. Turner
4:03:15 PM	Sen. Simmons
4:04:11 PM	M. Turner
4:05:48 PM	Sen. Simmons
4:05:54 PM	M. Turner
4:06:31 PM	Sen. Simmons
4:06:47 PM	M. Turner
4:06:52 PM	Sen. Simmons
4:07:50 PM	M. Turner
4:08:46 PM	Sen. Simmons
4:09:10 PM	M. Turner
4:09:40 PM	Sen. Simmons
4:09:53 PM	M. Turner
4:09:59 PM	Sen. Simmons
4:10:34 PM	M. Turner
4:12:04 PM	Sen. Simmons
4:12:10 PM	M. Turner
4:12:39 PM	Sen. Simmons
4:12:44 PM	M. Turner
4:13:04 PM	Sen. Simmons
4:13:07 PM	M. Turner
4:13:39 PM	Sen. Garcia
4:14:48 PM	Sen. Simmons
4:16:02 PM	M. Turner
4:17:29 PM	TAB 3 Agency for State Technology - Overview of Risk Assessments
4:18:08 PM	Eric Larson, Executive Director and State Chief Information Officer, Agency for State Technology
4:29:00 PM	Sen. Simmons
4:30:26 PM	E. Larson

4:31:54 PM TAB 4 Agency for State Technology Disaster Recovery
4:31:57 PM E. Larson
4:38:06 PM Sen. Simmons
4:38:46 PM E. Larson
4:39:17 PM Sen. Simmons
4:39:25 PM E. Larson
4:39:30 PM Sen. Simmons
4:39:35 PM E. Larson
4:40:01 PM Sen. Simmons
4:40:28 PM E. Larson
4:43:07 PM Sen. Torres
4:43:30 PM E. Larson
4:43:34 PM Sen. Torres
4:44:08 PM E. Larson
4:44:50 PM Sen. Taddeo
4:44:54 PM E. Larson
4:45:26 PM Sen. Garcia
4:46:13 PM Sen. Simmons
4:46:24 PM Sen. Taddeo
4:46:56 PM Sen. Simmons
4:47:30 PM E. Larson
4:48:08 PM Sen. Simmons
4:48:11 PM E. Larson
4:48:20 PM Sen. Simmons
4:48:34 PM Sen. Garcia
4:49:06 PM Sen. Broxson
4:49:20 PM E. Larson
4:50:06 PM Sen. Garcia
4:50:19 PM E. Larson
4:50:42 PM Sen. Simmons
4:51:39 PM E. Larson
4:51:51 PM Sen. Simmons
4:52:31 PM E. Larson
4:53:09 PM Sen. Simmons
4:53:12 PM E. Larson
4:53:16 PM Sen. Simmons
4:53:19 PM E. Larson
4:53:33 PM Sen. Broxson
4:54:21 PM E. Larson
4:55:31 PM TAB 5 Florida Facilities Pool
4:56:12 PM Tom Berger, Director of the Division of Real Estate Development and Management. DMS
4:59:06 PM Sen. Simmons
4:59:18 PM T. Berger
5:08:07 PM Sen. Bean
5:08:46 PM T. Berger
5:09:24 PM Sen. Bean
5:10:01 PM T. Berger
5:10:10 PM Sen. Campbell
5:10:28 PM Sen. Simmons
5:10:41 PM T. Berger
5:10:57 PM Sen. Torres
5:11:18 PM T. Berger
5:11:42 PM Sen. Torres
5:11:58 PM T. Berger
5:12:12 PM Sen. Torres
5:12:35 PM T. Berger
5:12:49 PM Sen. Torres
5:13:20 PM T. Berger
5:13:39 PM Sen. Broxson
5:14:07 PM T. Berger
5:14:49 PM Sen. Simmons
5:15:05 PM T. Berger

5:15:34 PM Sen. Simmons
5:15:38 PM T. Berger
5:16:33 PM Sen. Simmons
5:16:57 PM T. Berger
5:17:18 PM Sen. Simmons
5:17:35 PM T. Berger
5:17:41 PM Sen. Simmons
5:17:45 PM T. Berger
5:18:42 PM Sen. Simmons
5:19:14 PM Sen. Gainer moves to Adjourn
5:19:14 PM Meeting adjourned