

**Conference Committee on  
Senate Subcommittee on Education Appropriations/House Education Appropriations  
Subcommittee**

**Senate Offer #1**

**Budget**

**Saturday, June 6, 2015  
11:00 a.m.**

**Pat Thomas Committee Room (412 Knott)**

Education Appropriations

FY 2016-16 Senate Bill 250									FY 2016-2016 House Bill 800									FY 2016-16 Senate Offer # 1								
	FTE	OR	EETF	SSTF	Other Trust	Tuition/Fees	Total	Non-Rec	FTE	OR	EETF	SSTF	Other Trust	Tuition/Fees	Total	Non-Rec		FTE	OR	EETF	SSTF	Other Trust	Tuition/Fees	Total	Non-Rec	
Early Learning Services	100.00	547,706,888	-	-	469,402,980	-	1,017,109,868	15,000,000	100.00	555,576,211	-	-	472,951,209	-	1,028,427,411	16,210,000	1	100.00	547,706,888	-	-	473,124,883	-	1,020,831,771	13,110,000	2
State Grants/K12 FEFP		10,300,053,569	461,723,664	137,200,000	-	-	10,898,982,283	-		10,318,735,897	458,518,888	128,474,400	-	-	10,815,728,983	497,712	3		10,337,866,138	461,728,664	137,200,000	-	-	10,936,826,802	-	4
State Grants/K12 Non-FEFP		187,740,398	-	-	141,513,823	-	309,254,211	-		195,848,953	-	-	141,513,823	-	339,362,676	66,423,277	5		197,693,776	-	-	141,513,823	-	339,207,598	46,540,214	6
Federal Grants/K12 Programs		-	-	-	1,522,122,146	-	1,522,122,146	-		-	-	-	1,522,122,146	-	1,522,122,146	-	7		-	-	-	1,522,122,146	-	1,522,122,146	-	8
Ed Media and Technology		10,048,503	-	-	-	-	10,048,503	-		9,432,233	-	-	-	-	9,432,233	-	9		10,594,677	-	-	-	-	10,594,677	206,000	10
State Board of Education	1011.50	81,460,370	-	-	144,839,267	-	226,089,637	-	1010.50	138,248,864	-	-	145,483,547	-	283,732,401	51,825,226	11	1011.50	91,460,370	-	-	144,839,267	-	236,089,637	10,000,000	12
District Workforce Education		310,318,181	79,157,830	-	113,897,324	-	503,173,315	4,800,000		286,916,251	79,361,876	-	113,897,324	-	476,075,454	690,000	13		300,029,658	79,157,830	-	113,897,324	-	493,484,812	4,800,000	14
Florida Colleges		950,492,274	244,903,227	-	-	-	1,195,395,501	-		913,980,880	245,534,527	-	-	-	1,159,515,377	1,400,000	15		960,264,136	244,903,227	-	-	-	1,205,167,362	5,300,000	16
State University System		2,304,466,723	273,555,149	-	5,074,903	1,902,333,393	4,485,430,168	-		2,329,975,119	274,260,307	-	5,074,903	1,902,333,393	4,505,843,722	12,858,301	17		2,309,309,174	273,555,149	-	5,074,903	1,902,333,393	4,490,272,619	7,540,443	18
Vocational Rehabilitation	931.00	45,537,606	-	-	172,568,628	-	218,106,236	3,403,258	931.00	64,983,345	-	-	172,603,763	-	227,587,108	4,355,511	19	931.00	45,537,606	-	-	172,568,628	-	218,106,236	3,403,258	20
Blind Services	299.75	17,175,621	-	-	37,824,972	-	54,900,593	-	299.75	14,975,621	-	-	37,899,451	-	52,845,972	-	21	299.75	17,175,621	-	-	37,824,972	-	54,900,593	-	22
Private Colleges & Universities		149,249,302	-	-	-	-	149,249,302	-		152,891,693	-	-	-	-	152,891,693	1,152,057	23		149,337,500	-	-	-	-	149,337,500	2,089,198	24
Student Financial Aid/State		111,040,640	297,823,973	-	11,039,519	-	419,904,132	206,759		117,450,985	297,973,544	-	11,799,193	-	427,223,722	3,285,924	25		119,883,993	297,823,973	-	11,804,898	-	429,522,772	653,397	26
Student Financial Aid/Federal		-	-	-	165,000	-	165,000	-		-	-	-	105,000	-	105,000	-	27		-	-	-	105,000	-	105,000	-	28
Board of Governors	63.00	6,810,617	-	-	1,025,145	-	7,835,762	-	63.00	6,804,442	-	-	1,025,145	-	7,829,537	-	29	63.00	6,810,617	-	-	1,025,145	-	7,835,762	-	30
TOTAL, EDUCATION	2,405.25	15,092,080,694	1,357,188,843	137,200,000	2,618,873,707	1,902,333,393	21,017,696,637	23,410,008	2,413.25	15,090,820,154	1,355,849,143	138,474,400	2,624,145,495	1,902,333,393	21,111,422,585	168,506,037	31	2,405.25	15,082,320,154	1,357,188,843	137,200,000	2,623,300,897	1,902,333,393	21,102,323,287	93,641,510	32
																	33									

PreK-12 Appropriations

	Policy Area/Budget Entity	FY 2016-16 Senate Bill 2500							FY 2016-2016 House Bill 5001							FY 2015-16 Senate Offer # 1							
		FTE	GR	EETF	SSTF	Other Trust	Total	Non-Rec	FTE	GR	EETF	SSTF	Other Trust	Total	Non-Rec	FTE	GR	EETF	SSTF	Other Trust	Total	Non-Rec	
1																							1
2	EARLY LEARNING																						2
3	Early Learning Services	100.0	547,706,888	-	-	489,402,980	1,017,109,868	15,000,000	100.0	555,576,211	-	-	472,851,200	1,028,427,411	15,210,000	100.0	547,706,888	-	-	473,124,883	1,020,831,771	13,110,000	3
4																							4
5	PUBLIC SCHOOLS																						5
6	State Grants/K12 FEFP	-	10,300,063,599	481,728,664	137,200,000	-	10,895,982,263	-	-	10,315,735,097	459,518,886	138,474,400	-	10,915,728,983	497,712	-	10,337,895,138	481,728,664	137,200,000	-	10,936,824,802	-	6
7																							7
8	State Grants/K12 Non-FEFP	-	167,740,388	-	-	141,513,823	309,254,211	-	-	196,848,853	-	-	141,513,823	338,362,676	65,423,277	-	197,693,775	-	-	141,513,823	339,207,598	46,540,214	8
9																							9
10	Federal Grants/K12 Programs	-	-	-	-	1,522,122,146	1,522,122,146	-	-	-	-	-	1,522,122,146	1,522,122,146	-	-	-	-	-	1,522,122,146	1,522,122,146	-	10
11																							11
12	Ed Media & Technology Services	-	10,048,503	-	-	-	10,048,503	-	-	9,432,233	-	-	-	9,432,233	-	-	10,594,677	-	-	-	10,594,677	208,000	12
13																							13
14	STATE BOARD OF EDUCATION	1,011.5	81,450,370	-	-	144,639,267	226,089,637	-	1,019.5	138,248,854	-	-	145,483,547	283,732,401	51,625,225	1,011.5	81,450,370	-	-	144,639,267	236,089,637	10,000,000	14
15																							15
16																							16
17																							17
18	TOTAL, PUBLIC SCHOOLS	1,111.5	11,106,989,748	481,728,664	137,200,000	2,277,576,216	13,983,606,628	15,000,000	1,119.5	11,218,841,848	459,518,886	138,474,400	2,281,970,715	14,097,805,850	132,755,214	1,111.5	11,185,341,848	481,728,664	137,200,000	2,281,400,119	14,065,670,631	69,856,214	18

# Early Learning Services

Appropriation Category		FY 2015-16 Senate Bill 2500					FY 2015-2016 House Bill 5001					FY 2015-16 Senate Offer # 1				
		FTE	GR	Other Trust	Total	Non-Rec	FTE	GR	Other Trust	Total	Non-Rec	FTE	GR	Other Trust	Total	Non-Rec
SALARIES AND BENEFITS		100.0	4,243,881	3,498,188	7,739,227	-	100.0	4,243,881	3,498,188	7,739,227	-	100.0	4,243,881	3,498,188	7,739,227	-
TOTAL SALARIES AND BENEFITS		100.0	4,243,881	3,498,188	7,739,227	-	100.0	4,243,881	3,498,188	7,739,227	-	100.0	4,243,881	3,498,188	7,739,227	-
OTHER PERSONAL SERVICES			2,078	90,414	92,492	-		2,078	90,414	92,492	-		2,078	90,414	92,492	-
TOTAL OTHER PERSONAL SERVICES			2,078	90,414	92,492	-		2,078	90,414	92,492	-		2,078	90,414	92,492	-
EXPENSES			888,821	1,268,211	2,146,832	-		888,821	1,268,211	2,146,832	-		888,821	1,268,211	2,146,832	-
TOTAL EXPENSES			888,821	1,268,211	2,146,832	-		888,821	1,268,211	2,146,832	-		888,821	1,268,211	2,146,832	-
OPERATING CAPITAL OUTLAY			5,785	15,000	20,785	-		5,785	15,000	20,785	-		5,785	15,000	20,785	-
TOTAL OPERATING CAPITAL OUTLAY			5,785	15,000	20,785	-		5,785	15,000	20,785	-		5,785	15,000	20,785	-
G/A - CONTRACTED SERVICES			1,242,097	1,752,885	2,994,982	-		1,242,097	1,752,885	2,994,982	-		1,242,097	1,752,885	2,994,982	-
Deduct Prior Year Nonrecurring				(500,000)	(500,000)	-			(500,000)	(500,000)	-			(500,000)	(500,000)	-
Restore Nonrecurring - Observation-Based Program Assessment Instrument						-			500,000	500,000	-			500,000	500,000	-
TOTAL, G/A - CONTRACTED SERVICES			1,242,097	1,252,885	2,494,982	-		1,242,097	1,752,885	2,994,982	-		1,242,097	1,752,885	2,994,982	-
G/A - PARTNERSHIP FOR SCHOOL READINESS						-					-					-
Recurring Funds:						-					-					-
Child Care Executive Partnership (CCEP)			4,393,695	10,606,305	15,000,000	-		4,393,695	10,606,305	15,000,000	-		4,393,695	10,606,305	15,000,000	-
Home Instruction Program for Preschool Youngsters (HIPPY)				1,400,000	1,400,000	-			1,400,000	1,400,000	-			1,400,000	1,400,000	-
Redlands Christian Migrant Association (RCMA)			3,508,331	8,479,766	11,988,097	-		3,508,331	8,479,766	11,988,097	-		3,508,331	8,479,766	11,988,097	-
Teacher Education and Compensation Helps (T.E.A.C.H.)				3,000,000	3,000,000	-			3,000,000	3,000,000	-			3,000,000	3,000,000	-
School Readiness Teacher Training - Lastinger						-					-					-
School Readiness Provider Performance Funding				3,500,000	3,500,000	-			3,500,000	3,500,000	-			3,500,000	3,500,000	-
The Fla Developmental Disabilities Council Help Me Grow						-					-					-
Nonrecurring Funds:						-					-					-
Home Instruction Program for Preschool Youngsters (HIPPY)				2,500,000	2,500,000	-			2,500,000	2,500,000	-			2,500,000	2,500,000	-
School Readiness Teacher Training - Lastinger				2,000,000	2,000,000	-			2,000,000	2,000,000	-			2,000,000	2,000,000	-
School Readiness Provider Performance Funding				7,000,000	7,000,000	-			7,000,000	7,000,000	-			7,000,000	7,000,000	-
The Fla Developmental Disabilities Council Help Me Grow			2,000,000		2,000,000	-		2,000,000		2,000,000	-		2,000,000		2,000,000	-
Deduct Prior Year Nonrecurring			(2,000,000)	(11,500,000)	(13,500,000)	-		(2,000,000)	(11,500,000)	(13,500,000)	-		(2,000,000)	(11,500,000)	(13,500,000)	-
Restore Nonrecurring:						-					-					-
School Readiness Provider Performance Funding						-			7,000,000	7,000,000	7,000,000			7,000,000	7,000,000	7,000,000
The Fla Developmental Disabilities Council Help Me Grow						-		2,000,000		2,000,000	2,000,000					
Home Instruction Program for Preschool Youngsters (HIPPY)						-			2,500,000	2,500,000	2,500,000			2,500,000	2,500,000	2,500,000
School Readiness Teacher Training - Lastinger						-			2,000,000	2,000,000	2,000,000			2,000,000	2,000,000	2,000,000
Literacy Jump Start Pilot Project						-			110,000	110,000	110,000			110,000	110,000	110,000
Little Havana Activities & Nutrition Centers Child Care Program						-		100,000		100,000	100,000					
Teacher Education and Compensation Helps (T.E.A.C.H.)						-			1,500,000	1,500,000	1,500,000			1,500,000	1,500,000	1,500,000
Redlands Christian Migrant Association (RCMA)						-			111,903	111,903				111,903	111,903	
Duval Guiding Stars Pilot Program			1,000,000		1,000,000	-					-		1,000,000		1,000,000	-
TOTAL, PARTNERSHIP FOR SCHOOL READINESS			8,902,026	26,986,071	35,888,097	-		10,002,026	40,207,974	50,210,000	15,210,000		8,902,026	40,207,974	49,110,000	13,110,000
G/A - SCHOOL READINESS			136,967,679	418,559,549	555,527,228	-		136,967,679	418,559,549	555,527,228	-		136,967,679	418,559,549	555,527,228	-
Workload				15,000,000	15,000,000	15,000,000			5,000,000	5,000,000	-			5,000,000	5,000,000	-
TOTAL, SCHOOL READINESS			136,967,679	433,559,549	570,527,228	15,000,000		136,967,679	423,559,549	560,527,228	-		136,967,679	423,559,549	560,527,228	-
G/A - DATA SYSTEMS FOR SCHOOL READINESS			240,595	856,242	896,837	-		240,595	856,242	896,837	-		240,595	856,242	896,837	-
TOTAL, DATA SYSTEMS FOR SCHOOL READINESS			240,595	856,242	896,837	-		240,595	856,242	896,837	-		240,595	856,242	896,837	-
G/A - EARLY LEARNING SYSTEMS ACCOUNTABILITY			4,458,892		4,458,892	-		4,458,892		4,458,892	-		4,458,892		4,458,892	-
TOTAL, G/A - EARLY LEARNING SYSTEMS ACCOUNTABILITY			4,458,892		4,458,892	-		4,458,892		4,458,892	-		4,458,892		4,458,892	-
RISK MANAGEMENT INSURANCE			7,920	9,974	17,894	-		7,920	9,974	17,894	-		7,920	9,974	17,894	-
TOTAL, RISK MANAGEMENT INSURANCE			7,920	9,974	17,894	-		7,920	9,974	17,894	-		7,920	9,974	17,894	-

Early Learning Services

Appropriation Category		FY 2015-16 Senate Bill 2500					FY 2015-2016 House Bill 5001					FY 2015-16 Senate Offer # 1					
		FTE	GR	Other Trust	Total	Non-Rec	FTE	GR	Other Trust	Total	Non-Rec	FTE	GR	Other Trust	Total	Non-Rec	
51	G/A - VOLUNTARY PREKINDERGARTEN PROGRAM		396,065,224		396,065,224	-		396,065,224		396,065,224	-		396,065,224		396,065,224	-	51
51a	Workload		(6,810,745)		(6,810,745)	-		(6,810,745)		(6,810,745)	-		(6,810,745)		(6,810,745)	-	51a
51b	Increase BSA's by 1.75%				-	-		6,863,565		6,863,565	-				-	-	51b
52					-	-				-	-				-	-	52
53	TOTAL, G/A - VOLUNTARY PREKINDERGARTEN PROGRAM		389,254,479	-	389,254,479	-		396,118,044	-	396,118,044	-		389,254,479	-	389,254,479	-	53
54																	54
55	TR/DMS/HR SERVICES STW CONTRACT		27,379	8,928	36,307	-		27,379	8,928	36,307	-		27,379	8,928	36,307	-	55
55a	Correct Funding Source Identifier - Add				-	-			410	410	-			410	410	-	55a
55b	Correct Funding Source Identifier - Deduct				-	-			(410)	(410)	-			(410)	(410)	-	55b
56					-	-				-	-				-	-	56
57	TOTAL, TR/DMS/HR SERVICES STW CONTRACT		27,379	8,928	36,307	-		27,379	8,928	36,307	-		27,379	8,928	36,307	-	57
58																	58
59	DATA PROCESSING SERVICES/EDU TECH/INFORMATION SRVCS		1,321,918	1,650,000	2,971,918	-		1,321,918	1,650,000	2,971,918	-		1,321,918	1,650,000	2,971,918	-	59
59a	Realignment of Budget Expenditures - Deduct				-	-			(116,985)	(116,985)	-				-	-	59a
60					-	-				-	-				-	-	60
61	TOTAL, DP SERVICES/EDU TECH/INFORMATION SRVCS		1,321,918	1,650,000	2,971,918	-		1,321,918	1,533,015	2,854,933	-		1,321,918	1,650,000	2,971,918	-	61
62																	62
63	DATA PROCESSING SERVICES/NORTHWEST REGIONAL DATA CENTER		50,116	145,857	195,973	-		50,116	145,857	195,973	-		50,116	145,857	195,973	-	63
63a	Realignment of Budget Expenditures - Add				-	-			116,985	116,985	-				-	-	63a
63b	Increased Workload for Data Center to Support Agency		94,242	273,683	367,925	-				-	-		94,242	273,683	367,925	-	63b
64					-	-				-	-				-	-	64
65	TOTAL, DP SERVICES/NORTHWEST		144,358	419,540	563,898	-		50,116	262,842	312,958	-		144,358	419,540	563,898	-	65
66																	66
67	TOTAL, EARLY LEARNING SERVICES	100.0	547,706,888	469,402,980	1,017,109,868	15,000,000	100.0	555,576,211	472,851,200	1,028,427,411	15,210,000	100.0	547,706,888	473,124,883	1,020,831,771	13,110,000	67
68																	68
69	SALARY RATE ADJUSTMENT				5,712,450	-				5,712,450	-				5,712,450	-	69
70					-	-				-	-				-	-	70
71	TOTAL, SALARY RATE ADJUSTMENTS		-	-	5,712,450	-		-	-	5,712,450	-		-	-	5,712,450	-	71



# Division of Public Schools - FEFP

		FY 2015-16 Senate Bill 2500					FY 2015-2016 House Bill 5001					FY 2015-16 Senate Offer # 1					
Appropriation Category		GR	EETF	SSTF	Total	Non-Rec	GR	EETF	SSTF	Total	Non-Rec	GR	EETF	SSTF	Total	Non-Rec	
1	G/A-FEFP	7,087,439,923	242,352,820	170,169,274	7,499,962,017	-	7,087,439,923	242,352,820	170,169,274	7,499,962,017	-	7,087,439,923	242,352,820	170,169,274	7,499,962,017	-	1
2	Deduct Prior Year Nonrecurring			(74,030,372)	(74,030,372)	-			(74,030,372)	(74,030,372)	-			(74,030,372)	(74,030,372)	-	2
2a	Restore Nonrecurring	74,030,372			74,030,372	-	74,030,372			74,030,372	-	74,030,372			74,030,372	-	2a
2b	Workload	96,777,896			96,777,896	-	96,777,896	(22,193,167)	(43,825,600)	640,743,889	497,712	96,777,896			96,777,896	-	2b
2c	Enhancement Funds	140,164,251			140,164,251	-					-	140,164,251			140,164,251	-	2c
2d	Fund Shift: GR for EETF and SSTF	64,083,389	(18,983,389)	(45,100,000)	-	-					-	64,083,389	(18,983,389)	(45,100,000)	-	-	2d
2e	FRS UAL and Normal Contribution Adjustment	(60,514,732)			(60,514,732)	-	(60,515,000)			(60,515,000)	-	(60,514,732)			(60,514,732)	-	2e
2f	Health Insurance Subsidy (HIS) Contribution Adjustment	43,417,520			43,417,520	-	54,271,000			54,271,000	-	54,271,000			54,271,000	-	2f
2g	Offset to FRS and HIS Adjustment	17,097,212			17,097,212	-					-	6,243,732			6,243,732	-	2g
2h	Ad Valorem Offset Adjustment				-	-	(493,817,524)			(493,817,524)	-				-	-	2h
2i	Digital Classrooms Allocation				-	-	40,000,000			40,000,000	-	20,000,000			20,000,000	-	2i
2j	Transfer Funds from SBE for Administrative Efficiencies to the FEFP - Add	870,733			870,733	-					-	870,733			870,733	-	2j
3					-	-					-				-	-	3
4	TOTAL, G/A-FEFP	7,463,366,564	223,369,431	51,038,902	7,737,774,897	-	7,408,171,407	220,159,653	52,313,302	7,680,644,362	497,712	7,486,922,832	223,369,431	51,038,902	7,761,331,165	-	4
5																	5
6	G/A-CLASS SIZE REDUCTION	2,823,166,322	103,776,356	86,161,098	3,013,103,776	-	2,823,166,322	103,776,356	86,161,098	3,013,103,776	-	2,823,166,322	103,776,356	86,161,098	3,013,103,776	-	6
7	Workload	13,520,713			13,520,713	-	87,397,998			87,397,998	-	27,806,984			27,806,984	-	7
8					-	-					-				-	-	8
9	TOTAL, G/A-CLASS SIZE REDUCTION	2,836,687,035	103,776,356	86,161,098	3,026,624,489	-	2,910,564,290	103,776,356	86,161,098	3,100,501,744	-	2,850,973,306	103,776,356	86,161,098	3,040,910,760	-	9
10																	10
11	G/A-DIST LOTTERY/SCHOOL RECOGNITION		134,582,877		134,582,877	-		134,582,877		134,582,877	-		134,582,877		134,582,877	-	11
12					-	-					-				-	-	12
13	TOTAL, G/A-DIST LOTTERY/SCHL RECOGNITION	-	134,582,877	-	134,582,877	-	-	134,582,877	-	134,582,877	-	-	134,582,877	-	134,582,877	-	13
14																	14
15	TOTAL FEFP	10,300,053,599	461,728,664	137,200,000	10,898,982,263	-	10,318,735,697	458,518,886	138,474,400	10,915,728,983	497,712	10,337,896,138	461,728,664	137,200,000	10,936,824,802	-	15

# Division of Public Schools - State Grants/Non - FEFP

	Appropriation Category	FY 2015-16 Senate Bill 2500				FY 2015-2016 House Bill 5001				FY 2015-16 Senate Offer # 1				
		GR	Other Trust	Total	Non-Rec	GR	Other Trust	Total	Non-Rec	GR	Other Trust	Total	Non-Rec	
1	<b>G/A-INSTRUCTIONAL MATERIALS</b>	1,230,000		1,230,000	-	1,230,000		1,230,000	-	1,230,000		1,230,000	-	1
2	Recurring Funds			-	-			-	-			-	-	2
3	Learning through Listening	760,000		760,000	-	760,000		760,000	-	760,000		760,000	-	3
4	Nonrecurring Funds			-	-			-	-			-	-	4
5	Learning through Listening	170,000		170,000	-	170,000		170,000	-	170,000		170,000	-	5
6	Panhandle Area Education Consortium (PAEC)	300,000		300,000	-	300,000		300,000	-	300,000		300,000	-	6
7	Deduct Prior Year Nonrecurring	(470,000)		(470,000)	-	(470,000)		(470,000)	-	(470,000)		(470,000)	-	7
7a	Program Reduction: Learning Through Listening	(760,000)		(760,000)	-			-	-	(760,000)		(760,000)	-	7a
7b	Restore Nonrecurring Funds:			-	-			-	-			-	-	7b
7c	Learning through Listening			-	-	170,000		170,000	170,000	400,000		400,000	400,000	7c
7d	Panhandle Area Education Consortium (PAEC)			-	-	300,000		300,000	300,000			-	-	7d
8				-	-			-	-			-	-	8
9	<b>TOTAL, G/A-INSTRUCTIONAL MATERIALS</b>	-	-	-	-	1,230,000	-	1,230,000	470,000	400,000	-	400,000	400,000	9
10														10
11	<b>G/A-ASSIST LOW PERFORMING SCHOOLS</b>	5,000,000		5,000,000	-	5,000,000		5,000,000	-	5,000,000		5,000,000	-	11
12	Deduct Prior Year Nonrecurring	(1,000,000)		(1,000,000)	-	(1,000,000)		(1,000,000)	-	(1,000,000)		(1,000,000)	-	12
12a	Restore Nonrecurring Funds	1,000,000		1,000,000	-			-	-	1,000,000		1,000,000	-	12a
12b	Program Expansion			-	-			-	-	2,000,000		2,000,000	2,000,000	12b
13				-	-			-	-			-	-	13
14	<b>TOTAL, G/A- ASSIST LOW PERFORMING SCHOOLS</b>	5,000,000	-	5,000,000	-	4,000,000	-	4,000,000	-	7,000,000	-	7,000,000	2,000,000	14
15														15
16	<b>G/A-MENTORING/STUDENT ASSISTANCE</b>	23,058,720		23,058,720	-	23,058,720		23,058,720	-	23,058,720		23,058,720	-	16
17	Recurring Funds:			-	-			-	-			-	-	17
18	Best Buddies	650,000		650,000	-	650,000		650,000	-	650,000		650,000	-	18
19	Big Brothers Big Sisters	2,030,248		2,030,248	-	2,030,248		2,030,248	-	2,030,248		2,030,248	-	19
20	Florida Alliance of Boys and Girls Clubs	2,494,747		2,494,747	-	2,494,747		2,494,747	-	2,494,747		2,494,747	-	20
21	Take Stock in Children	6,000,000		6,000,000	-	6,000,000		6,000,000	-	6,000,000		6,000,000	-	21
22	Teen Trendsetters	300,000		300,000	-	300,000		300,000	-	300,000		300,000	-	22
23	YMCA State Alliance/YMCA Reads	764,972		764,972	-	764,972		764,972	-	764,972		764,972	-	23
24	Nonrecurring Funds:			-	-			-	-			-	-	24
25	Best Buddies	250,000		250,000	-	250,000		250,000	-	250,000		250,000	-	25
26	Big Brothers Big Sisters	4,000,000		4,000,000	-	4,000,000		4,000,000	-	4,000,000		4,000,000	-	26
27	Florida Alliance of Boys and Girls Clubs	2,518,753		2,518,753	-	2,518,753		2,518,753	-	2,518,753		2,518,753	-	27
28	Take Stock in Children	250,000		250,000	-	250,000		250,000	-	250,000		250,000	-	28
29	Teen Trendsetters	800,000		800,000	-	800,000		800,000	-	800,000		800,000	-	29
30	YMCA State Alliance/YMCA Reads	2,000,000		2,000,000	-	2,000,000		2,000,000	-	2,000,000		2,000,000	-	30
31	Advancement Via Individual Determination (AVID)	500,000		500,000	-	500,000		500,000	-	500,000		500,000	-	31
32	Boys and Girls Club of Manatee County - New DeSoto Club	500,000		500,000	-	500,000		500,000	-	500,000		500,000	-	32
33	Deduct Prior Year Nonrecurring	(10,818,753)		(10,818,753)	-	(10,818,753)		(10,818,753)	-	(10,818,753)		(10,818,753)	-	33
33a	Program Reduction: Florida Alliance of Boys and Girls Clubs	(494,747)		(494,747)	-			-	-	(494,747)		(494,747)	-	33a
33b	Restore Non-Recurring:			-	-			-	-			-	-	33b
33c	Best Buddies			-	-	250,000		250,000	250,000			-	-	33c
33d	Big Brothers Big Sisters			-	-	4,000,000		4,000,000	4,000,000			-	-	33d
33e	Florida Alliance of Boys and Girls Clubs			-	-	2,518,753		2,518,753	2,518,753			-	-	33e
33f	Take Stock in Children	250,000		250,000	-			-	-	250,000		250,000	-	33f
33g	Advancement Via Individual Determination (AVID)	500,000		500,000	-	500,000		500,000	500,000	500,000		500,000	-	33g
33h	Additional Funds: Advancement Via Individual Determination (AVID)			-	-	200,000		200,000	200,000			-	-	33h
34				-	-			-	-			-	-	34
35	<b>TOTAL, G/A- MENTORING/STUDENT ASSISTANCE</b>	12,495,220	-	12,495,220	-	19,708,720	-	19,708,720	7,468,753	12,495,220	-	12,495,220	-	35
36														36
37	<b>PERFORMANCE ADJUSTMENTS TO SCHOOL DISTRICTS</b>	2,500,000		2,500,000	-	2,500,000		2,500,000	-	2,500,000		2,500,000	-	37
38	Deduct Prior Year Nonrecurring	(2,500,000)		(2,500,000)	-	(2,500,000)		(2,500,000)	-	(2,500,000)		(2,500,000)	-	38
39				-	-			-	-			-	-	39
40	<b>TOTAL, PERFORMANCE ADJUSTMENTS TO SCHOOL DISTRICTS</b>	-	-	-	-	-	-	-	-	-	-	-	-	40
41														41
42	<b>G/A-COLLEGE REACH OUT PROGRAM</b>	1,000,000		1,000,000	-	1,000,000		1,000,000	-	1,000,000		1,000,000	-	42
43				-	-			-	-			-	-	43
44	<b>TOTAL, G/A-COLLEGE REACH OUT PROGRAM</b>	1,000,000	-	1,000,000	-	1,000,000	-	1,000,000	-	1,000,000	-	1,000,000	-	44
45														45
46	<b>G/A-DIAG/LEARNING RESOURCE CENTERS</b>	2,700,000		2,700,000	-	2,700,000		2,700,000	-	2,700,000		2,700,000	-	46
47	Recurring Funds			-	-			-	-			-	-	47



# Division of Public Schools - State Grants/Non - FEFP

	Appropriation Category	FY 2015-16 Senate Bill 2500				FY 2015-2016 House Bill 5001				FY 2015-16 Senate Offer # 1				
		GR	Other Trust	Total	Non-Rec	GR	Other Trust	Total	Non-Rec	GR	Other Trust	Total	Non-Rec	
48	Florida State University	450,000		450,000	-	450,000		450,000	-	450,000		450,000	-	48
49	UF Health Science Center at Jacksonville	450,000		450,000	-	450,000		450,000	-	450,000		450,000	-	49
50	University of Florida	450,000		450,000	-	450,000		450,000	-	450,000		450,000	-	50
51	University of Miami	450,000		450,000	-	450,000		450,000	-	450,000		450,000	-	51
52	University of South Florida	450,000		450,000	-	450,000		450,000	-	450,000		450,000	-	52
53	Keiser University	450,000		450,000	-	450,000		450,000	-	450,000		450,000	-	53
54														54
55	<b>TOTAL, G/A-DIAG/LEARNING RESOURCE CENTERS</b>	<b>2,700,000</b>	<b>-</b>	<b>2,700,000</b>	<b>-</b>	<b>2,700,000</b>	<b>-</b>	<b>2,700,000</b>	<b>-</b>	<b>2,700,000</b>	<b>-</b>	<b>2,700,000</b>	<b>-</b>	55
56														56
57	<b>G/A-NEW WORLD SCHOOL OF THE ARTS</b>	<b>650,000</b>		<b>650,000</b>	<b>-</b>	<b>650,000</b>		<b>650,000</b>	<b>-</b>	<b>650,000</b>		<b>650,000</b>	<b>-</b>	57
58	Deduct Prior Year Nonrecurring	(150,000)		(150,000)	-	(150,000)		(150,000)	-	(150,000)		(150,000)	-	58
58a	Program Reduction	(175,000)		(175,000)	-				-	(175,000)		(175,000)	-	58a
58b	Restore Nonrecurring Funds: New World School of the Arts				-	150,000		150,000	150,000				-	58b
59														59
60	<b>TOTAL, G/A-NEW WORLD SCHOOL OF THE ARTS</b>	<b>325,000</b>	<b>-</b>	<b>325,000</b>	<b>-</b>	<b>650,000</b>	<b>-</b>	<b>650,000</b>	<b>150,000</b>	<b>325,000</b>	<b>-</b>	<b>325,000</b>	<b>-</b>	60
61														61
62	<b>G/A-SCHOOL DISTRICT MATCHING GRANT</b>	<b>4,500,000</b>		<b>4,500,000</b>	<b>-</b>	<b>4,500,000</b>		<b>4,500,000</b>	<b>-</b>	<b>4,500,000</b>		<b>4,500,000</b>	<b>-</b>	62
63	Deduct Prior Year Nonrecurring	(500,000)		(500,000)	-	(500,000)		(500,000)	-	(500,000)		(500,000)	-	63
64														64
65	<b>TOTAL, G/A-SCHOOL DISTRICT MATCHING GRANT</b>	<b>4,000,000</b>	<b>-</b>	<b>4,000,000</b>	<b>-</b>	<b>4,000,000</b>	<b>-</b>	<b>4,000,000</b>	<b>-</b>	<b>4,000,000</b>	<b>-</b>	<b>4,000,000</b>	<b>-</b>	65
66														66
66a	<b>EDUCATOR PROFESSIONAL LIABILITY INSURANCE</b>				-				-				-	66a
66b	Educator Professional Liability Insurance				-	1,200,000		1,200,000	-				-	66b
66c					-				-				-	66c
66d	<b>TOTAL, EDUCATOR PROFESSIONAL LIABILITY INSURANCE</b>	<b>-</b>	<b>-</b>	<b>-</b>	<b>-</b>	<b>1,200,000</b>	<b>-</b>	<b>1,200,000</b>	<b>-</b>	<b>-</b>	<b>-</b>	<b>-</b>	<b>-</b>	66d
66e														66e
66f	<b>THE FLORIDA BEST AND BRIGHTEST TEACHER SCHOLARSHIP PROGRAM</b>				-				-				-	66f
66g	The Florida Best and Brightest Teacher Scholarship Program				-	45,450,000		45,450,000	45,450,000	5,000,000		5,000,000	5,000,000	66g
66h					-				-				-	66h
66i	<b>TOTAL, THE FLORIDA BEST AND BRIGHTEST TEACHER PROGRAM</b>	<b>-</b>	<b>-</b>	<b>-</b>	<b>-</b>	<b>45,450,000</b>	<b>-</b>	<b>45,450,000</b>	<b>45,450,000</b>	<b>5,000,000</b>	<b>-</b>	<b>5,000,000</b>	<b>5,000,000</b>	66i
66j														66j
67	<b>TEACHER DEATH BENEFITS</b>	<b>18,000</b>		<b>18,000</b>	<b>-</b>	<b>18,000</b>		<b>18,000</b>	<b>-</b>	<b>18,000</b>		<b>18,000</b>	<b>-</b>	67
68					-				-				-	68
69	<b>TOTAL, TEACHER DEATH BENEFITS</b>	<b>18,000</b>	<b>-</b>	<b>18,000</b>	<b>-</b>	<b>18,000</b>	<b>-</b>	<b>18,000</b>	<b>-</b>	<b>18,000</b>	<b>-</b>	<b>18,000</b>	<b>-</b>	69
70														70
71	<b>RISK MANAGEMENT INSURANCE</b>	<b>881,698</b>	<b>71,703</b>	<b>953,401</b>	<b>-</b>	<b>881,698</b>	<b>71,703</b>	<b>953,401</b>	<b>-</b>	<b>881,698</b>	<b>71,703</b>	<b>953,401</b>	<b>-</b>	71
72					-				-				-	72
73	<b>TOTAL, RISK MANAGEMENT INSURANCE</b>	<b>881,698</b>	<b>71,703</b>	<b>953,401</b>	<b>-</b>	<b>881,698</b>	<b>71,703</b>	<b>953,401</b>	<b>-</b>	<b>881,698</b>	<b>71,703</b>	<b>953,401</b>	<b>-</b>	73
74														74
75	<b>G/A- AUTISM PROGRAM</b>	<b>9,000,000</b>		<b>9,000,000</b>	<b>-</b>	<b>9,000,000</b>		<b>9,000,000</b>	<b>-</b>	<b>9,000,000</b>		<b>9,000,000</b>	<b>-</b>	75
76	Recurring Funds:				-				-				-	76
77	Florida Atlantic University	1,011,807		1,011,807	-	1,011,807		1,011,807	-	1,011,807		1,011,807	-	77
78	Florida State University (College of Medicine)	1,171,922		1,171,922	-	1,171,922		1,171,922	-	1,171,922		1,171,922	-	78
79	University of Central Florida	1,648,378		1,648,378	-	1,648,378		1,648,378	-	1,648,378		1,648,378	-	79
80	University of Florida (College of Medicine)	1,032,025		1,032,025	-	1,032,025		1,032,025	-	1,032,025		1,032,025	-	80
81	University of Florida (Jacksonville)	1,027,084		1,027,084	-	1,027,084		1,027,084	-	1,027,084		1,027,084	-	81
82	University of Miami (Department of Psychology) incl. \$ for Nova SE Univ	1,725,506		1,725,506	-	1,725,506		1,725,506	-	1,725,506		1,725,506	-	82
83	University of South Florida/Florida Mental Health Institute	1,383,278		1,383,278	-	1,383,278		1,383,278	-	1,383,278		1,383,278	-	83
84					-				-				-	84
85	<b>TOTAL, G/A-AUTISM PROGRAM</b>	<b>9,000,000</b>	<b>-</b>	<b>9,000,000</b>	<b>-</b>	<b>9,000,000</b>	<b>-</b>	<b>9,000,000</b>	<b>-</b>	<b>9,000,000</b>	<b>-</b>	<b>9,000,000</b>	<b>-</b>	85
86														86
87	<b>G/A - REGIONAL ED CONSORTIUM SERVICES</b>	<b>2,545,390</b>		<b>2,545,390</b>	<b>-</b>	<b>2,545,390</b>		<b>2,545,390</b>	<b>-</b>	<b>2,545,390</b>		<b>2,545,390</b>	<b>-</b>	87
88	Deduct Prior Year Nonrecurring	(1,100,000)		(1,100,000)	-	(1,100,000)		(1,100,000)	-	(1,100,000)		(1,100,000)	-	88
88a	Program Reduction	(578,158)		(578,158)	-				-				-	88a
89					-				-				-	89
90	<b>TOTAL, REGIONAL ED CONSORTIUM SERVICES</b>	<b>867,232</b>	<b>-</b>	<b>867,232</b>	<b>-</b>	<b>1,445,390</b>	<b>-</b>	<b>1,445,390</b>	<b>-</b>	<b>1,445,390</b>	<b>-</b>	<b>1,445,390</b>	<b>-</b>	90
91														91
92	<b>TEACHER PROFESSIONAL DEVELOPMENT</b>	<b>13,462,548</b>	<b>134,580,906</b>	<b>148,043,454</b>	<b>-</b>	<b>13,462,548</b>	<b>134,580,906</b>	<b>148,043,454</b>	<b>-</b>	<b>13,462,548</b>	<b>134,580,906</b>	<b>148,043,454</b>	<b>-</b>	92
93	Recurring Funds:				-				-				-	93
94	FL Association of District School Superintendents Training	500,000		500,000	-	500,000		500,000	-	500,000		500,000	-	94
95	Principal of the Year	29,426		29,426	-	29,426		29,426	-	29,426		29,426	-	95



# Division of Public Schools - State Grants/Non - FEFP

	Appropriation Category	FY 2015-16 Senate Bill 2500				FY 2015-2016 House Bill 5001				FY 2015-16 Senate Offer # 1				
		GR	Other Trust	Total	Non-Rec	GR	Other Trust	Total	Non-Rec	GR	Other Trust	Total	Non-Rec	
96	School Related Personnel of the Year	6,182		6,182	-	6,182		6,182	-	6,182		6,182	-	96
97	Teacher of the Year	18,730		18,730	-	18,730		18,730	-	18,730		18,730	-	97
98	Administrators Professional Development	7,858,210		7,858,210	-	7,858,210		7,858,210	-	7,858,210		7,858,210	-	98
99	Nonrecurring Funds			-	-			-	-			-	-	99
100	FL Association of District School Superintendents Training			-	-			-	-			-	-	100
101	Teacher of the Year	50,000		50,000	-	50,000		50,000	-	50,000		50,000	-	101
102	Teach for America	5,000,000		5,000,000	-	5,000,000		5,000,000	-	5,000,000		5,000,000	-	102
103	Deduct Prior Year Nonrecurring	(5,050,000)		(5,050,000)	-	(5,050,000)		(5,050,000)	-	(5,050,000)		(5,050,000)	-	103
103a	Program Reduction: Administrator Professional Development	(858,210)		(858,210)	-			-	-	(858,210)		(858,210)	-	103a
103b	Restore Nonrecurring Funds: Teach for America	2,500,000		2,500,000	-	200,000		200,000	200,000	2,500,000		2,500,000	2,500,000	103b
103c	Principal Autonomy Pilot (HB 357)			-	-	400,000		400,000	400,000			-	-	103c
104				-	-			-	-			-	-	104
105	<b>TOTAL, TEACHER PROFESSIONAL DEVELOPMENT</b>	<b>10,054,338</b>	<b>134,580,906</b>	<b>144,635,244</b>	<b>-</b>	<b>9,012,548</b>	<b>134,580,906</b>	<b>143,593,454</b>	<b>600,000</b>	<b>10,054,338</b>	<b>134,580,906</b>	<b>144,635,244</b>	<b>2,500,000</b>	105
106														106
107	<b>G/A - STRATEGIC STATEWIDE INITIATIVES</b>	<b>21,400,000</b>		<b>21,400,000</b>	<b>-</b>	<b>21,400,000</b>		<b>21,400,000</b>	<b>-</b>	<b>21,400,000</b>		<b>21,400,000</b>	<b>-</b>	107
108	Recurring Funds			-	-			-	-			-	-	108
109	Career and Education Planning System	3,000,000		3,000,000	-	3,000,000		3,000,000	-	3,000,000		3,000,000	-	109
110	Personal Learning Scholarship Accounts	18,400,000		18,400,000	-	18,400,000		18,400,000	-	18,400,000		18,400,000	-	110
111	Transfer Career and Education Planning System to UWF (HB 5101)	(3,000,000)		(3,000,000)	-	(3,000,000)		(3,000,000)	-	(3,000,000)		(3,000,000)	-	111
111a	Workload - Personal Learning Scholarship Accounts	31,600,000		31,600,000	-	13,500,000		13,500,000	-	24,600,000		24,600,000	-	111a
111b	Assessment Development Integrated System Tool			-	-	1,765,430		1,765,430	-			-	-	111b
111c	Florida Standards Instructional Tool			-	-	2,175,000		2,175,000	2,175,000			-	-	111c
111d	Standard Student Attire Incentive Program									3,200,000		3,200,000	3,200,000	111d
111e	Middle/High School CAPE Expansion									12,400,000		12,400,000	12,400,000	111e
111f	Collegiate High School Incentive Funds									7,000,000		7,000,000	7,000,000	111f
112				-	-			-	-			-	-	112
113	<b>TOTAL, G/A - STRATEGIC STATEWIDE INITIATIVES</b>	<b>50,000,000</b>	<b>-</b>	<b>50,000,000</b>	<b>-</b>	<b>35,840,430</b>	<b>-</b>	<b>35,840,430</b>	<b>2,175,000</b>	<b>65,600,000</b>	<b>-</b>	<b>65,600,000</b>	<b>22,600,000</b>	113
114														114
115	<b>G/A-SCHL/INSTRUCTIONAL ENHANCEMENTS</b>	<b>25,794,131</b>		<b>25,794,131</b>	<b>-</b>	<b>25,794,131</b>		<b>25,794,131</b>	<b>-</b>	<b>25,794,131</b>		<b>25,794,131</b>	<b>-</b>	115
116	Recurring Funds			-	-			-	-			-	-	116
117	Academic Tourney	65,476		65,476	-	65,476		65,476	-	65,476		65,476	-	117
118	African American Task Force	100,000		100,000	-	100,000		100,000	-	100,000		100,000	-	118
119	Arts for a Complete Education/Florida Alliance for Arts Education	110,952		110,952	-	110,952		110,952	-	110,952		110,952	-	119
120	Black Male Explorers	164,701		164,701	-	164,701		164,701	-	164,701		164,701	-	120
121	Florida Holocaust Museum	100,000		100,000	-	100,000		100,000	-	100,000		100,000	-	121
122	Girl Scouts of Florida	267,635		267,635	-	267,635		267,635	-	267,635		267,635	-	122
123	Holocaust Task Force	100,000		100,000	-	100,000		100,000	-	100,000		100,000	-	123
124	Learning for Life	869,813		869,813	-	869,813		869,813	-	869,813		869,813	-	124
125	Okaloosa County - Science and Technology Education Middle School	250,000		250,000	-	250,000		250,000	-	250,000		250,000	-	125
126	Pasco Regional STEM School/Tampa Bay Region Aeronautics	500,000		500,000	-	500,000		500,000	-	500,000		500,000	-	126
127	Project to Advance School Success (PASS)	508,983		508,983	-	508,983		508,983	-	508,983		508,983	-	127
128	State Science Fair	72,032		72,032	-	72,032		72,032	-	72,032		72,032	-	128
129	Nonrecurring Funds			-	-			-	-			-	-	129
130	Academic Tourney	134,524		134,524	-	134,524		134,524	-	134,524		134,524	-	130
131	AMI Kids - Gadsden	500,000		500,000	-	500,000		500,000	-	500,000		500,000	-	131
132	AVID Highlands County	520,203		520,203	-	520,203		520,203	-	520,203		520,203	-	132
133	Black Male Explorers	150,000		150,000	-	150,000		150,000	-	150,000		150,000	-	133
134	CDC of Tampa - Work Readiness Training	200,000		200,000	-	200,000		200,000	-	200,000		200,000	-	134
135	City of Hialeah Education Academy	500,000		500,000	-	500,000		500,000	-	500,000		500,000	-	135
136	Coral Gables Environmental Sustainability Design Education Program	200,000		200,000	-	200,000		200,000	-	200,000		200,000	-	136
137	Coral Springs Safety Town	250,000		250,000	-	250,000		250,000	-	250,000		250,000	-	137
138	Culinary Training/Professional Training Kitchen	200,000		200,000	-	200,000		200,000	-	200,000		200,000	-	138
139	Destination Graduation	500,000		500,000	-	500,000		500,000	-	500,000		500,000	-	139
140	EO Wilson Biophilia Center	100,000		100,000	-	100,000		100,000	-	100,000		100,000	-	140
141	Florida Afterschool Network/Ounce of Prevention Fund of Florida	300,000		300,000	-	300,000		300,000	-	300,000		300,000	-	141
142	Florida Children's Initiative	1,500,000		1,500,000	-	1,500,000		1,500,000	-	1,500,000		1,500,000	-	142
143	Florida Healthy Choices Coalition/E3 Family Solutions	200,000		200,000	-	200,000		200,000	-	200,000		200,000	-	143
144	Florida Holocaust Museum	200,000		200,000	-	200,000		200,000	-	200,000		200,000	-	144
145	Florida Youth Challenge Academy	750,000		750,000	-	750,000		750,000	-	750,000		750,000	-	145
146	Girl Scouts of Florida	232,000		232,000	-	232,000		232,000	-	232,000		232,000	-	146
147	Glades Career Readiness Roundtable/West Tech Construction Academy	426,628		426,628	-	426,628		426,628	-	426,628		426,628	-	147

# Division of Public Schools - State Grants/Non - FEFP

	Appropriation Category	FY 2015-16 Senate Bill 2500				FY 2015-2016 House Bill 5001				FY 2015-16 Senate Offer # 1				
		GR	Other Trust	Total	Non-Rec	GR	Other Trust	Total	Non-Rec	GR	Other Trust	Total	Non-Rec	
148	Hialeah Gardens Educational Center Programs	1,870,000		1,870,000	-	1,870,000		1,870,000	-	1,870,000		1,870,000	-	148
149	Holocaust Memorial Miami Beach	150,000		150,000	-	150,000		150,000	-	150,000		150,000	-	149
150	Jobs for Florida's Graduates	3,000,000		3,000,000	-	3,000,000		3,000,000	-	3,000,000		3,000,000	-	150
151	Knowledge is Power Program (KIPP) Jacksonville	900,000		900,000	-	900,000		900,000	-	900,000		900,000	-	151
152	Lauren's Kids	3,800,000		3,800,000	-	3,800,000		3,800,000	-	3,800,000		3,800,000	-	152
153	Learning for Life	1,050,000		1,050,000	-	1,050,000		1,050,000	-	1,050,000		1,050,000	-	153
154	Marie Selby Botanical Gardens	500,000		500,000	-	500,000		500,000	-	500,000		500,000	-	154
155	Men of Vision	100,000		100,000	-	100,000		100,000	-	100,000		100,000	-	155
156	Minority Male Mentoring Initiative	200,000		200,000	-	200,000		200,000	-	200,000		200,000	-	156
157	Mourning Family Foundation	500,000		500,000	-	500,000		500,000	-	500,000		500,000	-	157
158	Neighborhood Initiative Summer Job Program	100,000		100,000	-	100,000		100,000	-	100,000		100,000	-	158
159	PARC-Project Search	100,000		100,000	-	100,000		100,000	-	100,000		100,000	-	159
160	Pasco Regional STEM School/Tampa Bay Region Aeronautics	1,000,000		1,000,000	-	1,000,000		1,000,000	-	1,000,000		1,000,000	-	160
161	Pinellas Education Foundation - Career Path Planning	250,000		250,000	-	250,000		250,000	-	250,000		250,000	-	161
162	Project SOS Expansion	301,184		301,184	-	301,184		301,184	-	301,184		301,184	-	162
163	Project to Advance School Success (PASS)	100,000		100,000	-	100,000		100,000	-	100,000		100,000	-	163
164	Sandra DeLucca Development Center	200,000		200,000	-	200,000		200,000	-	200,000		200,000	-	164
165	The SEED School of Miami	1,400,000		1,400,000	-	1,400,000		1,400,000	-	1,400,000		1,400,000	-	165
166	Workforce Advantage Academy	100,000		100,000	-	100,000		100,000	-	100,000		100,000	-	166
167	YMCA Youth in Government	200,000		200,000	-	200,000		200,000	-	200,000		200,000	-	167
168	Deduct Prior Year Nonrecurring	(22,684,539)		(22,684,539)	-	(22,684,539)		(22,684,539)	-	(22,684,539)		(22,684,539)	-	168
168a	Program Reductions:			-	-			-	-			-	-	168a
168b	Academic Tourney	(65,476)		(65,476)	-	-		-	-	(65,476)		(65,476)	-	168b
168c	Learning for Life	(773,167)		(773,167)	-	-		-	-	(773,167)		(773,167)	-	168c
168d	Restore Nonrecurring:			-	-			-	-			-	-	168d
168e	Academic Tourney	-		-	-	134,524		134,524	134,524	-		-	-	168e
168f	Coral Gables Environmental Sustainability Design Education Program	200,000		200,000	-	200,000		200,000	200,000	200,000		200,000	-	168f
168g	Culinary Training/Professional Training Kitchen	-		-	-	200,000		200,000	200,000	-		-	-	168g
168h	Florida Children's Initiative	1,500,000		1,500,000	-	-		-	-	1,500,000		1,500,000	1,500,000	168h
168i	Florida Healthy Choices Coalition/E3 Family Solutions	200,000		200,000	-	200,000		200,000	200,000	200,000		200,000	200,000	168i
168j	Florida Youth Challenge Academy	750,000		750,000	-	-		-	-	750,000		750,000	750,000	168j
168k	Glades Career Readiness Roundtable/West Tech Construction Academy	426,628		426,628	-	-		-	-	426,628		426,628	-	168k
168l	Holocaust Memorial Miami Beach	150,000		150,000	-	150,000		150,000	150,000	150,000		150,000	-	168l
168m	Jobs for Florida's Graduates	2,000,000		2,000,000	-	-		-	-	2,000,000		2,000,000	2,000,000	168m
168n	Knowledge is Power Program (KIPP) Jacksonville	-		-	-	900,000		900,000	900,000	-		-	-	168n
168o	Lauren's Kids	3,800,000		3,800,000	-	3,800,000		3,800,000	3,800,000	3,800,000		3,800,000	-	168o
168p	Mourning Family Foundation	-		-	-	500,000		500,000	500,000	-		-	-	168p
168q	Pasco Regional STEM School/Tampa Bay Region Aeronautics	500,000		500,000	-	-		-	-	500,000		500,000	500,000	168q
168r	Pinellas Education Foundation - Career Path Planning	250,000		250,000	-	-		-	-	250,000		250,000	-	168r
168s	The SEED School of Miami	-		-	-	875,000		875,000	875,000	-		-	-	168s
168t	YMCA Youth in Government	200,000		200,000	-	-		-	-	200,000		200,000	-	168t
168u	Additional Funds:			-	-			-	-			-	-	168u
168v	Florida Children's Initiative	250,000		250,000	-	-		-	-	250,000		250,000	-	168v
168w	Glades Career Readiness Roundtable/West Tech Construction Academy	973,372		973,372	-	-		-	-	973,372		973,372	-	168w
168x	Mourning Family Foundation	-		-	-	500,000		500,000	500,000	-		-	-	168x
168y	Pinellas Education Foundation - Career Path Planning	750,000		750,000	-	-		-	-	750,000		750,000	-	168y
168z	5000 Role Model Excellence Program	-		-	-	100,000		100,000	100,000	-		-	-	168z
168aa	All Pro Dad/Family First	500,000		500,000	-	50,000		50,000	50,000	500,000		500,000	500,000	168aa
168ab	CAPE Act Financial Literacy Pilot Program - Broward County	60,000		60,000	-	-		-	-	60,000		60,000	-	168ab
168ac	Citrus County Marine Science Station	250,000		250,000	-	-		-	-	250,000		250,000	250,000	168ac
168ad	College Prep Program - Broward	-		-	-	75,000		75,000	75,000	-		-	-	168ad
168ae	College Prep Program - Duval	-		-	-	75,000		75,000	75,000	-		-	-	168ae
168af	Hillsborough School District Metropolitan Partnership	500,000		500,000	-	-		-	-	500,000		500,000	-	168af
168ag	Holocaust Documentation and Education Center	50,000		50,000	-	-		-	-	50,000		50,000	-	168ag
168ah	Howard Center for Children and Families	25,000		25,000	-	-		-	-	25,000		25,000	-	168ah
168ai	I am a Leader Foundation	-		-	-	250,000		250,000	250,000	-		-	-	168ai
168aj	Jr. Achievement	500,000		500,000	-	-		-	-	500,000		500,000	500,000	168aj
168ak	MBF Boat Safety/CPR Program	-		-	-	100,000		100,000	100,000	-		-	-	168ak
168al	Nature's Academy	25,000		25,000	-	-		-	-	25,000		25,000	-	168al
168am	Seminole County Public Schools High-Tech Manufacturing Program	2,000,000		2,000,000	-	-		-	-	2,000,000		2,000,000	1,000,000	168am
168an	Smith/Brown Community Center	100,000		100,000	-	-		-	-	100,000		100,000	100,000	168an



# Division of Public Schools - State Grants/Non - FEFP

Appropriation Category		FY 2015-16 Senate Bill 2500				FY 2015-2016 House Bill 5001				FY 2015-16 Senate Offer # 1			
		GR	Other Trust	Total	Non-Rec	GR	Other Trust	Total	Non-Rec	GR	Other Trust	Total	Non-Rec
168ao	Strengthening Our Sons	25,000		25,000	-	-		-	-	25,000		25,000	-
168ap	Tallahassee Urban League - Taylor House Museum Project	300,000		300,000	-	-		-	-	300,000		300,000	-
168aq	Tampa Bay Aeronautics II	500,000		500,000	-	-		-	-	500,000		500,000	-
168ar	YMCA of Central Florida After School Program	-		-	-	1,000,000		1,000,000	1,000,000	-		-	-
168as	National Flight Academy									1,500,000		1,500,000	1,500,000
168at	Pioneer Settlement									100,000		100,000	100,000
168au	Northwest Florida Ballet Academie									3,275,229		3,275,229	3,120,214
168av	Middle School STEM Academies Startup Funding									1,500,000		1,500,000	1,500,000
169				-	-			-	-			-	-
170	<b>TOTAL, G/A-SCHL/INSTRUCTIONAL ENHANCEMENTS</b>	<b>19,055,949</b>	<b>-</b>	<b>19,055,949</b>	<b>-</b>	<b>12,219,116</b>	<b>-</b>	<b>12,219,116</b>	<b>9,109,524</b>	<b>25,431,178</b>	<b>-</b>	<b>25,431,178</b>	<b>13,520,214</b>
171													
172	<b>G/A-EXCEPTIONAL EDUCATION</b>	<b>4,613,726</b>	<b>2,333,354</b>	<b>6,947,080</b>	<b>-</b>	<b>4,613,726</b>	<b>2,333,354</b>	<b>6,947,080</b>	<b>-</b>	<b>4,613,726</b>	<b>2,333,354</b>	<b>6,947,080</b>	<b>-</b>
173	<b>Recurring Funds:</b>			-	-			-	-			-	-
174	Communication/Autism Navigator	1,353,292		1,353,292	-	1,353,292		1,353,292	-	1,353,292		1,353,292	-
175	Family Café	200,000		200,000	-	200,000		200,000	-	200,000		200,000	-
176	<b>Nonrecurring Funds:</b>			-	-			-	-			-	-
177	Auditory-Oral Education Grants	500,000		500,000	-	500,000		500,000	-	500,000		500,000	-
178	Communication/Autism Navigator	1,246,708		1,246,708	-	1,246,708		1,246,708	-	1,246,708		1,246,708	-
179	Family Café	50,000		50,000	-	50,000		50,000	-	50,000		50,000	-
180	Special Olympics	250,000		250,000	-	250,000		250,000	-	250,000		250,000	-
181	Deduct Prior Year Nonrecurring	(2,046,708)		(2,046,708)	-	(2,046,708)		(2,046,708)	-	(2,046,708)		(2,046,708)	-
181a	Restore Nonrecurring Funds:			-	-			-	-			-	-
181b	Auditory-Oral Education Grants	500,000		500,000	-	-		-	-	500,000		500,000	-
181c	Family Café	50,000		50,000	-	-		-	-	50,000		50,000	-
181d	Special Olympics	250,000		250,000	-	-		-	-	250,000		250,000	-
181e	<b>Additional Funds:</b>			-	-			-	-			-	-
181f	Auditory-Oral Education Grants	50,000		50,000	-	-		-	-	50,000		50,000	-
181g	Family Café	200,000		200,000	-	-		-	-	200,000		200,000	-
181h	Nature's Paradise	280,000		280,000	-	-		-	-	280,000		280,000	-
181i	North Florida School of Special Education	2,000,000		2,000,000	-	-		-	-	2,000,000		2,000,000	-
181j	Therapeutic Performing Arts Therapy	520,000		520,000	-	-		-	-	520,000		520,000	520,000
182				-	-			-	-			-	-
183	<b>TOTAL, G/A-EXCEPTIONAL EDUCATION</b>	<b>6,417,018</b>	<b>2,333,354</b>	<b>8,750,372</b>	<b>-</b>	<b>2,567,018</b>	<b>2,333,354</b>	<b>4,900,372</b>	<b>-</b>	<b>6,417,018</b>	<b>2,333,354</b>	<b>8,750,372</b>	<b>520,000</b>
184													
185	<b>FL SCHOOL FOR THE DEAF &amp; THE BLIND</b>	<b>44,501,883</b>	<b>4,485,440</b>	<b>48,987,323</b>	<b>-</b>	<b>44,501,883</b>	<b>4,485,440</b>	<b>48,987,323</b>	<b>-</b>	<b>44,501,883</b>	<b>4,485,440</b>	<b>48,987,323</b>	<b>-</b>
185a	Workload	1,204,125		1,204,125	-	1,204,125		1,204,125	-	1,204,125		1,204,125	-
185b	Transfer Indirect Cost in Federal Grants to Admin TF - Add			-	-		583	583	-		583	583	-
185c	Transfer Indirect Cost in Federal Grants to Admin TF - Deduct			-	-		(583)	(583)	-		(583)	(583)	-
185d	Transfer Indirect Cost in Federal Grants to Grants & Donations TF - Add			-	-		238	238	-		238	238	-
185e	Transfer Indirect Cost in Federal Grants to Grants & Donations TF - Deduct			-	-		(238)	(238)	-		(238)	(238)	-
186				-	-			-	-			-	-
187	<b>TOTAL, FL SCHOOL FOR THE DEAF &amp; THE BLIND</b>	<b>45,706,008</b>	<b>4,485,440</b>	<b>50,191,448</b>	<b>-</b>	<b>45,706,008</b>	<b>4,485,440</b>	<b>50,191,448</b>	<b>-</b>	<b>45,706,008</b>	<b>4,485,440</b>	<b>50,191,448</b>	<b>-</b>
188													
189	<b>TR/DMS/HR SVCS/STW CONTRACT</b>	<b>219,925</b>	<b>42,420</b>	<b>262,345</b>	<b>-</b>	<b>219,925</b>	<b>42,420</b>	<b>262,345</b>	<b>-</b>	<b>219,925</b>	<b>42,420</b>	<b>262,345</b>	<b>-</b>
189a	Correct Funding Source Identifier - Add			-	-		3,291	3,291	-		3,291	3,291	-
189b	Correct Funding Source Identifier - Deduct			-	-		(3,291)	(3,291)	-		(3,291)	(3,291)	-
190				-	-			-	-			-	-
191	<b>TOTAL, TR/DMS/HR SVCS/STW CONTRACT</b>	<b>219,925</b>	<b>42,420</b>	<b>262,345</b>	<b>-</b>	<b>219,925</b>	<b>42,420</b>	<b>262,345</b>	<b>-</b>	<b>219,925</b>	<b>42,420</b>	<b>262,345</b>	<b>-</b>
192													
193	<b>TOTAL, STATE GRANTS/NON-FEFP</b>	<b>167,740,388</b>	<b>141,513,823</b>	<b>309,254,211</b>	<b>-</b>	<b>196,848,853</b>	<b>141,513,823</b>	<b>338,362,676</b>	<b>65,423,277</b>	<b>197,693,775</b>	<b>141,513,823</b>	<b>339,207,598</b>	<b>46,540,214</b>



Division of Public Schools Federal Grants - K-12 Programs

Appropriation Category		FY 2015-16 Senate Bill 2500				FY 2015-2016 House Bill 5001				FY 2015-16 Senate Offer # 1				
		GR	Other Trust	Total	Non-Rec	GR	Other Trust	Total	Non-Rec	GR	Other Trust	Total	Non-Rec	
1	G/A-PROJECTS, CONTRACTS, & GRANTS		3,999,420	3,999,420	-		3,999,420	3,999,420	-		3,999,420	3,999,420	-	1
2				-	-			-	-			-	-	2
3	TOTAL, G/A-PROJECTS, CONTRACTS, & GRANTS	-	3,999,420	3,999,420	-	-	3,999,420	3,999,420	-	-	3,999,420	3,999,420	-	3
4														4
5	G/A-FEDERAL GRANTS & AIDS		1,512,712,755	1,512,712,755	-		1,512,712,755	1,512,712,755	-		1,512,712,755	1,512,712,755	-	5
6				-	-			-	-			-	-	6
7	TOTAL, G/A-FEDERAL GRANTS & AIDS	-	1,512,712,755	1,512,712,755	-	-	1,512,712,755	1,512,712,755	-	-	1,512,712,755	1,512,712,755	-	7
8														8
9	DOMESTIC SECURITY		5,409,971	5,409,971	-		5,409,971	5,409,971	-		5,409,971	5,409,971	-	9
10				-	-			-	-			-	-	10
11	TOTAL, DOMESTIC SECURITY	-	5,409,971	5,409,971	-	-	5,409,971	5,409,971	-	-	5,409,971	5,409,971	-	11
12														12
13	TOTAL, FEDERAL GRANTS K-12 PROGRAMS	-	1,522,122,146	1,522,122,146	-	-	1,522,122,146	1,522,122,146	-	-	1,522,122,146	1,522,122,146	-	13

# Division of Public Schools - Educational Media & Technology Services

	Appropriation Category	FY 2015-16 Senate Bill 2500				FY 2015-2016 House Bill 5001				FY 2015-16 Senate Offer # 1			
		GR	Other Trust	Total	Non-Rec	GR	Other Trust	Total	Non-Rec	GR	Total	Non-Rec	
1	CAPITOL TECHNICAL CENTER	324,624		324,624	-	324,624		324,624	-	324,624	324,624	-	1
2	Deduct Prior Year Nonrecurring	(100,000)		(100,000)	-	(100,000)		(100,000)	-	(100,000)	(100,000)	-	2
2a	Workload									206,000	206,000	206,000	2a
3													3
4	<b>TOTAL, CAPITOL TECHNICAL CENTER</b>	<b>224,624</b>	<b>-</b>	<b>224,624</b>	<b>-</b>	<b>224,624</b>	<b>-</b>	<b>224,624</b>	<b>-</b>	<b>430,624</b>	<b>430,624</b>	<b>206,000</b>	4
5													5
6	FEDERAL EQUIPMENT MATCHING GRANT	450,000		450,000	-	450,000		450,000	-	450,000	450,000	-	6
7	Deduct Prior Year Nonrecurring	(450,000)		(450,000)	-	(450,000)		(450,000)	-	(450,000)	(450,000)	-	7
7a	Restore Nonrecurring Funds	450,000		450,000	-			-	-	450,000	450,000	-	7a
8													8
9	<b>TOTAL, FEDERAL EQUIPMENT MATCHING GRANT</b>	<b>450,000</b>	<b>-</b>	<b>450,000</b>	<b>-</b>	<b>-</b>	<b>-</b>	<b>-</b>	<b>-</b>	<b>450,000</b>	<b>450,000</b>	<b>-</b>	9
10													10
11	G/A-PUBLIC BROADCASTING			-	-			-	-		-	-	11
12	Recurring Funds			-	-			-	-		-	-	12
13	Florida Channel Closed Captioning	340,862		340,862	-	340,862		340,862	-	340,862	340,862	-	13
14	Florida Channel Satellite Transponder Lease/Operations	800,000		800,000	-	800,000		800,000	-	800,000	800,000	-	14
15	Florida Channel Statewide Governmental & Cultural Affairs Programming	497,522		497,522	-	497,522		497,522	-	497,522	497,522	-	15
16	Florida Channel Year Round Coverage	2,272,414		2,272,414	-	2,272,414		2,272,414	-	2,272,414	2,272,414	-	16
17	Public Radio Stations	1,300,000		1,300,000	-	1,300,000		1,300,000	-	1,300,000	1,300,000	-	17
18	Public Television Stations	3,996,811		3,996,811	-	3,996,811		3,996,811	-	3,996,811	3,996,811	-	18
19	Nonrecurring Funds			-	-			-	-		-	-	19
20	FPBS Learning Media Content Library	1,000,000		1,000,000	-	1,000,000		1,000,000	-	1,000,000	1,000,000	-	20
21	Deduct Prior Year Nonrecurring	(1,000,000)		(1,000,000)	-	(1,000,000)		(1,000,000)	-	(1,000,000)	(1,000,000)	-	21
21a	Florida Public Radio Emergency Network Storm Center	166,270		166,270		-		-	-	166,270	166,270	-	21a
21b	Florida Channel Closed Captioning Workload									50,000	50,000	-	21b
21c	Florida Channel Year Round Coverage Workload									290,174	290,174	-	21c
22													22
23	<b>TOTAL, G/A-PUBLIC BROADCASTING</b>	<b>9,373,879</b>	<b>-</b>	<b>9,373,879</b>	<b>-</b>	<b>9,207,609</b>	<b>-</b>	<b>9,207,609</b>	<b>-</b>	<b>9,714,053</b>	<b>9,714,053</b>	<b>-</b>	23
24													24
25	<b>TOTAL, ED MEDIA &amp; TECH SERVICES</b>	<b>10,048,503</b>	<b>-</b>	<b>10,048,503</b>	<b>-</b>	<b>9,432,233</b>	<b>-</b>	<b>9,432,233</b>	<b>-</b>	<b>10,594,677</b>	<b>10,594,677</b>	<b>206,000</b>	25

# State Board of Education

		FY 2015-16 Senate Bill 2500					FY 2015-2016 House Bill 5001					FY 2015-16 Senate Offer # 1						
Appropriation Category		FTE	GR	Other Trust	Total	Non-Rec	FTE	GR	Other Trust	Total	Non-Rec	FTE	GR	Other Trust	Total	Non-Rec		
1	SALARIES & BENEFITS	1,019.50	19,532,569	48,559,801	68,092,370	-	1,019.50	19,532,569	48,559,801	68,092,370	-	1,019.50	19,532,569	48,559,801	68,092,370	-	1	
1a	Adjustments to Cost Recovery Funds - Ed Tech Funding Adjustment			(698,155)	(698,155)	-			(698,155)	(698,155)	-			(698,155)	(698,155)	-	1a	
1b	Increase Trust Fund Budget Authority			-	-	-			10,000	10,000	-			-	-	-	1b	
1c	Single Sign-On			-	-	-		555,057		555,057	-			-	-	-	1c	
1d	Educator Quality			-	-	-		272,273		272,273	-			-	-	-	1d	
1e	Transfer Funds from SBE for Administrative Efficiencies to the FEFP - Deduct	(8.00)	(870,733)		(870,733)	-				-	-	(8.00)	(870,733)		(870,733)	-	1e	
2				-	-	-			-	-	-			-	-	-	2	
3	TOTAL, SALARIES & BENEFITS	1,011.50	18,661,836	47,861,646	66,523,482	-	1,019.50	20,359,899	47,871,646	68,231,545	-	1,011.50	18,661,836	47,861,646	66,523,482	-	3	
4																	4	
5	OTHER PERSONAL SERVICES		236,469	1,256,917	1,493,386	-		236,469	1,256,917	1,493,386	-		236,469	1,256,917	1,493,386	-	5	
5a	Realignment of Operating Expenditures - Add			33,751	33,751	-			33,751	33,751	-			33,751	33,751	-	5a	
5b	Realign Operating Budget Authority with Projected Expenditures			(31,478)	(31,478)	-			(31,478)	(31,478)	-			(31,478)	(31,478)	-	5b	
6				-	-	-			-	-	-			-	-	-	6	
7	TOTAL, OTHER PERSONAL SERVICES		236,469	1,259,190	1,495,659	-		236,469	1,259,190	1,495,659	-		236,469	1,259,190	1,495,659	-	7	
8																	8	
9	EXPENSES		2,384,263	9,507,622	11,891,885	-		2,384,263	9,507,622	11,891,885	-		2,384,263	9,507,622	11,891,885	-	9	
9a	Realignment of Operating Expenditures - Add			(39,772)	(39,772)	-			(39,772)	(39,772)	-			(39,772)	(39,772)	-	9a	
9b	Realign Operating Budget Authority with Projected Expenditures			(61,516)	(61,516)	-			(61,516)	(61,516)	-			(61,516)	(61,516)	-	9b	
9c	Adjustments to Cost Recovery Funds - Ed Tech Funding Adjustment			(65,000)	(65,000)	-			(65,000)	(65,000)	-			(65,000)	(65,000)	-	9c	
9d	Single Sign-On			-	-	-		6,000		6,000	6,000			-	-	-	9d	
10				-	-	-			-	-	-			-	-	-	10	
11	TOTAL, EXPENSES		2,384,263	9,341,334	11,725,597	-		2,390,263	9,341,334	11,731,597	6,000		2,384,263	9,341,334	11,725,597	-	11	
12																	12	
13	OPERATING CAPITAL OUTLAY		45,970	1,027,120	1,073,090	-		45,970	1,027,120	1,073,090	-		45,970	1,027,120	1,073,090	-	13	
13a	Application Maintenance Costs for Ed Cert System			(24,000)	(24,000)	-			(24,000)	(24,000)	-			(24,000)	(24,000)	-	13a	
14				-	-	-			-	-	-			-	-	-	14	
15	TOTAL, OPERATING CAPITAL OUTLAY		45,970	1,003,120	1,049,090	-		45,970	1,003,120	1,049,090	-		45,970	1,003,120	1,049,090	-	15	
16																	16	
17	ASSESSMENT & EVALUATION		56,887,009	48,627,636	105,514,645	-		56,887,009	48,627,636	105,514,645	-		56,887,009	48,627,636	105,514,645	-	17	
17a	Statewide Assessment Program - Additional Funds		1,476,505	6,792,187	8,268,692	-		1,476,505	6,792,187	8,268,692	-		1,476,505	6,792,187	8,268,692	-	17a	
17b	Assessment Contract Savings		(4,440,093)	(1,756,215)	(6,196,308)	-		(4,365,093)	(1,756,215)	(6,121,308)	-		(4,440,093)	(1,756,215)	(6,196,308)	-	17b	
17c	Program Reductions: Elimination of Grade 11 English Language Arts Assessment		(1,584,925)		(1,584,925)	-				-	-		(1,584,925)		(1,584,925)	-	17c	
17d	Supplemental Technology Assessment Funding			-	-	-		50,000,000		50,000,000	-			-	-	-	17d	
18				-	-	-			-	-	-			-	-	-	18	
19	TOTAL, ASSESSMENT & EVALUATION		52,338,496	53,663,608	106,002,104	-		103,998,421	53,663,608	157,662,029	50,000,000		52,338,496	53,663,608	106,002,104	-	19	
20																	20	
21	TRANSFER TO DIV OF ADMIN HEARINGS		454,325		454,325	-		454,325		454,325	-		454,325		454,325	-	21	
21a	Direct Billing for Administrative Hearings		(113,656)	-	(113,656)	-		(113,656)	-	(113,656)	-		(113,656)	-	(113,656)	-	21a	
22				-	-	-			-	-	-			-	-	-	22	
23	TOTAL, TRANSFER TO DIV OF ADMIN HEARINGS		340,669	-	340,669	-		340,669	-	340,669	-		340,669	-	340,669	-	23	
24																	24	
25	CONTRACTED SERVICES		1,301,378	17,597,985	18,899,363	-		1,301,378	17,597,985	18,899,363	-		1,301,378	17,597,985	18,899,363	-	25	
26	Deduct Prior Year Nonrecurring		(385,000)	(45,075)	(430,075)	-		(385,000)	(45,075)	(430,075)	-		(385,000)	(45,075)	(430,075)	-	26	
26a	Realignment of Operating Expenditures - Add			6,021	6,021	-			6,021	6,021	-			6,021	6,021	-	26a	
26b	Realignment of Operating Expenditures - Deduct			(5,000)	(5,000)	-			(5,000)	(5,000)	-			(5,000)	(5,000)	-	26b	
26c	Adjustments to Cost Recovery Funds - Ed Tech Funding Adjustment			413,155	413,155	-			413,155	413,155	-			413,155	413,155	-	26c	
26d	Application Maintenance Costs for Ed Cert System			(1,157,136)	(1,157,136)	-			(1,157,136)	(1,157,136)	-			(1,157,136)	(1,157,136)	-	26d	
26e	Telecommunications Infrastructure Replacement & Upgrade			-	-	-		177,988	415,304	593,292	-			-	-	-	26e	
26f	Electronic Records Transfer System			-	-	-		434,732		434,732	434,732			-	-	-	26f	
26g	Single Sign-On			-	-	-		500,580		500,580	500,580			-	-	-	26g	
26h	Educator Quality			-	-	-		1,480,612		1,480,612	300,000			-	-	-	26h	
26i	The School Information Portal			-	-	-		300,000		300,000	300,000			-	-	-	26i	
26j	Program Reduction: Statewide Literacy and Parent Involvement Campaign		(400,000)		(400,000)	-				-	-		(400,000)		(400,000)	-	26j	
26k	Digital Classrooms Standards, Assessment, and Gap Analysis			-	-	-				-	-		10,000,000		10,000,000	10,000,000	26k	
27				-	-	-			-	-	-			-	-	-	27	
28	TOTAL, CONTRACTED SERVICES		516,378	16,809,950	17,326,328	-		3,810,290	17,225,254	21,035,544	1,535,312		10,516,378	16,809,950	27,326,328	10,000,000	28	
29																	29	
30	ED FACILITIES RES & DEV PROJECTS			200,000	200,000	-			200,000	200,000	-			200,000	200,000	-	30	
31				-	-	-			-	-	-			-	-	-	31	
32	TOTAL, ED FACILITIES RES & DEV PROJECTS		-	200,000	200,000	-		-	200,000	200,000	-		-	200,000	200,000	-	32	
33																	33	
34	RISK MANAGEMENT INSURANCE		121,023	348,349	469,372	-		121,023	348,349	469,372	-		121,023	348,349	469,372	-	34	
35				-	-	-			-	-	-			-	-	-	35	
36	TOTAL, RISK MANAGEMENT INSURANCE		121,023	348,349	469,372	-		121,023	348,349	469,372	-		121,023	348,349	469,372	-	36	
37																	37	
37a	G/A - STRATEGIC STATEWIDE INITIATIVES			-	-	-			-	-	-			-	-	-	37a	
37b	Strategic Statewide Initiatives - CAPE Act Financial Literacy Grant Program		340,000		340,000	-				-	-		340,000		340,000	-	37b	



# State Board of Education

	Appropriation Category	FY 2015-16 Senate Bill 2500					FY 2015-2016 House Bill 5001					FY 2015-16 Senate Offer # 1					
		FTE	GR	Other Trust	Total	Non-Rec	FTE	GR	Other Trust	Total	Non-Rec	FTE	GR	Other Trust	Total	Non-Rec	
37c					-	-				-	-				-	-	37c
37d	<b>TOTAL, G/A - STRATEGIC STATEWIDE INITIATIVES</b>		<b>340,000</b>	-	<b>340,000</b>	-		-	-	-	-		<b>340,000</b>	-	<b>340,000</b>	-	37d
37e																	37e
38	<b>TR/DMS/HR SERVICES STW CONTRACT</b>		<b>133,049</b>	<b>231,224</b>	<b>364,273</b>	-		<b>133,049</b>	<b>231,224</b>	<b>364,273</b>	-		<b>133,049</b>	<b>231,224</b>	<b>364,273</b>	-	38
39					-	-				-	-				-	-	39
40	<b>TOTAL, TR/DMS/HR SERVICES STW CONTRACT</b>		<b>133,049</b>	<b>231,224</b>	<b>364,273</b>	-		<b>133,049</b>	<b>231,224</b>	<b>364,273</b>	-		<b>133,049</b>	<b>231,224</b>	<b>364,273</b>	-	40
41																	41
42	<b>STATE DATA CENTER - AST</b>				-	-				-	-				-	-	42
43	Transfer from Southwood Shared Resource Center pursuant to HB 7073		126,481	162,829	289,310	-		126,481	162,829	289,310	-		126,481	162,829	289,310	-	43
43a	Increased Workload for a Data Center to Support an Agency		778	1,001	1,779	-				-	-		778	1,001	1,779	-	43a
43b	Reduced Workload for a Data Center to Support an Agency				-	-		(41,848)	(23,501)	(65,349)	-				-	-	43b
44					-	-				-	-				-	-	44
45	<b>TOTAL, DATA PROCESSING SERVICES/STATE DATA CENTER (AST)</b>		<b>127,259</b>	<b>163,830</b>	<b>291,089</b>	-		<b>84,633</b>	<b>139,328</b>	<b>223,961</b>	-		<b>127,259</b>	<b>163,830</b>	<b>291,089</b>	-	45
46																	46
47	<b>DATA PROCESSING SERVICES / EDU TECH / INFO SVCS</b>		<b>6,196,055</b>	<b>10,794,475</b>	<b>16,990,530</b>	-		<b>6,196,055</b>	<b>10,794,475</b>	<b>16,990,530</b>	-		<b>6,196,055</b>	<b>10,794,475</b>	<b>16,990,530</b>	-	47
47a	Adjustments to Cost Recovery Funds - Ed Tech Funding Adjustment			(1,525,000)	(1,525,000)	-			(1,525,000)	(1,525,000)	-			(1,525,000)	(1,525,000)	-	47a
47b	Increase Trust Fund Budget Authority			50,000	50,000	-			50,000	50,000	-			50,000	50,000	-	47b
47c	Program Reduction Data Systems		(1,527,105)		(1,527,105)	-		(1,527,105)		(1,527,105)	-		(1,527,105)		(1,527,105)	-	47c
47d	Application Maintenance Costs for Ed Ceri System			201,961	201,961	-			201,961	201,961	-			201,961	201,961	-	47d
47d	Data Base Administration Support				-	-		69,780	173,478	243,258	-				-	-	47d
47e	Single Sign-On				-	-		283,913		283,913	83,913				-	-	47e
47f	Educator Quality				-	-		16,284		16,284	-				-	-	47f
48					-	-				-	-				-	-	48
49	<b>TOTAL, DATA PROCESSING SERVICES</b>		<b>4,668,950</b>	<b>9,521,436</b>	<b>14,190,386</b>	-		<b>5,038,927</b>	<b>9,694,914</b>	<b>14,733,841</b>	<b>83,913</b>		<b>4,668,950</b>	<b>9,521,436</b>	<b>14,190,386</b>	-	49
50																	50
51	<b>DATA PROCESSING SERVICES/SOUTHWOOD SRC</b>		<b>126,481</b>	<b>162,829</b>	<b>289,310</b>	-		<b>126,481</b>	<b>162,829</b>	<b>289,310</b>	-		<b>126,481</b>	<b>162,829</b>	<b>289,310</b>	-	51
52	Transfer to Agency for State Technology (AST) pursuant to HB 7073		(126,481)	(162,829)	(289,310)	-		(126,481)	(162,829)	(289,310)	-		(126,481)	(162,829)	(289,310)	-	52
53					-	-				-	-				-	-	53
54	<b>TOTAL, DATA PROCESSING SERVICES/SOUTHWOOD SRC</b>		-	-	-	-		-	-	-	-		-	-	-	-	54
55																	55
56	<b>DATA PROCESSING SERVICES/NORTHWEST REGIONAL DATA CENTER</b>		<b>1,536,008</b>	<b>4,164,036</b>	<b>5,700,044</b>	-		<b>1,536,008</b>	<b>4,164,036</b>	<b>5,700,044</b>	-		<b>1,536,008</b>	<b>4,164,036</b>	<b>5,700,044</b>	-	56
56a	Application Maintenance Costs for Ed Ceri System			71,544	71,544	-			71,544	71,544	-			71,544	71,544	-	56a
56b	Data Base Administration Support				-	-			270,000	270,000	-				-	-	56b
56c	Data Systems				-	-		153,233		153,233	-				-	-	56c
57					-	-				-	-				-	-	57
58	<b>TOTAL, DP SERVICES/NORTHWEST REGIONAL DATA CENTER</b>		<b>1,536,008</b>	<b>4,235,580</b>	<b>5,771,588</b>	-		<b>1,689,241</b>	<b>4,505,580</b>	<b>6,194,821</b>	-		<b>1,536,008</b>	<b>4,235,580</b>	<b>5,771,588</b>	-	58
59																	59
60	<b>TOTAL, STATE BOARD OF EDUCATION</b>	<b>1,011.50</b>	<b>81,450,370</b>	<b>144,639,267</b>	<b>226,089,637</b>	-	<b>1,019.50</b>	<b>138,248,854</b>	<b>145,483,547</b>	<b>283,732,401</b>	<b>51,625,225</b>	<b>1,011.50</b>	<b>81,450,370</b>	<b>144,639,267</b>	<b>226,089,637</b>	<b>10,000,000</b>	60
61																	61
62	<b>SALARY RATE ADJUSTMENT</b>				<b>50,752,893</b>	-				<b>50,752,893</b>	-				<b>50,752,893</b>	-	62
63	Administrative Efficiencies				(813,126)	-				-	-				(613,126)	-	63
64					-	-				-	-				-	-	64
65					-	-				-	-				-	-	65
66	<b>TOTAL, SALARY RATE ADJUSTMENTS</b>		-	-	<b>50,139,767</b>	-		-	-	<b>50,752,893</b>	-		-	-	<b>50,139,767</b>	-	66

Higher Education Appropriations

		FY 2015-16 Senate Bill 2500							FY 2015-2016 House Bill 5001							FY 2015-16 Senate Offer # 1						
Policy Area/Budget Entity		FTE	GR	EETF	Other Trust	Tuition/Fees	Total	Non-Rec	FTE	GR	EETF	Other Trust	Tuition/Fees	Total	Non-Rec	FTE	GR	EETF	Other Trust	Tuition/Fees	Total	Non-Rec
1	District Workforce Education	-	310,318,161	79,157,830	113,697,324	-	503,173,315	4,800,000	-	286,916,251	79,361,879	113,697,324	-	479,975,454	600,000	-	300,629,658	79,157,830	113,697,324	-	493,484,812	4,800,000
2																						
3	Florida Colleges	-	950,492,274	244,903,227	-	-	1,195,395,501	-	-	913,980,850	245,534,527	-	-	1,159,515,377	1,400,000	-	960,284,135	244,903,227	-	-	1,205,187,362	5,300,000
4																						
5	State University System	-	2,304,466,723	273,555,149	5,074,903	1,902,333,393	4,485,430,168	-	-	2,323,975,119	274,260,307	5,074,903	1,902,333,393	4,505,643,722	12,958,301	-	2,309,309,174	273,555,149	5,074,903	1,902,333,393	4,490,272,619	7,540,443
6																						
7	Vocational Rehabilitation	931.00	45,537,608	-	172,568,628	-	218,106,236	3,403,258	931.00	54,983,345	-	172,603,763	-	227,587,108	4,355,511	931.00	45,537,608	-	172,568,628	-	218,106,236	3,403,258
8																						
9	Blind Services	299.75	17,175,621	-	37,624,972	-	54,800,593	-	299.75	14,975,621	-	37,869,451	-	52,845,072	-	299.75	17,175,621	-	37,624,972	-	54,800,593	-
10																						
11	Private Colleges & Universities	-	149,249,302	-	-	-	149,249,302	-	-	152,891,693	-	-	-	152,891,693	1,152,087	-	146,337,500	-	-	-	146,337,500	2,088,198
12																						
13	Student Financial Aid - State	-	111,040,640	297,823,973	11,039,519	-	419,904,132	206,750	-	117,450,985	297,973,544	11,799,193	-	427,223,722	3,285,924	-	110,893,993	297,823,973	11,804,806	-	420,522,772	653,397
14																						
15	Student Financial Aid - Federal	-	-	-	165,000	-	165,000	-	-	-	-	105,000	-	105,000	-	-	-	-	105,000	-	105,000	-
16																						
17	Board of Governors	63.00	6,810,617	-	1,025,145	-	7,835,762	-	63.00	6,804,442	-	1,025,145	-	7,829,587	-	63.00	6,810,617	-	1,025,145	-	7,835,762	-
18																						
19	Total Higher Education	1,293.75	3,895,090,846	895,440,179	341,195,491	1,902,333,393	7,034,060,009	8,410,008	1,293.75	3,871,978,306	897,130,267	342,174,779	1,902,333,393	7,013,616,735	23,751,823	1,293.75	3,896,978,306	895,440,179	341,900,778	1,902,333,393	7,036,652,656	23,785,296
20																						

# District Workforce Education

Appropriation Category	FY 2015-16 Senate Bill 2500					FY 2015-2016 House Bill #001					FY 2015-16 Senate Offer # 1				
	GR	EETF	Other Trust	Tuition/Fees	Total	GR	EETF	Other Trust	Tuition/Fees	Total	GR	EETF	Other Trust	Tuition/Fees	Total
<b>PERFORMANCE BASED INCENTIVES</b>	4,982,722				4,982,722	4,982,722				4,982,722	4,982,722				4,982,722
Program Reduction					-					-	(482,722)				(482,722)
<b>TOTAL, PERFORMANCE BASED INCENTIVES</b>	4,982,722	-	-	-	4,982,722	4,982,722	-	-	-	4,982,722	4,500,000	-	-	-	4,500,000
<b>G/A-ABE FED FLOW-THROUGH</b>			41,552,472		41,552,472			41,552,472		41,552,472			41,552,472		41,552,472
<b>TOTAL, G/A-ABE FED FLOW-THROUGH</b>	-	-	41,552,472	-	41,552,472	-	-	41,552,472	-	41,552,472	-	-	41,552,472	-	41,552,472
<b>WORKFORCE DEVELOPMENT</b>	287,132,184	82,412,304			369,544,488	287,132,184	82,412,304			369,544,488	287,132,184	82,412,304			369,544,488
Deduct Prior Year Nonrecurring	(4,500,000)				(4,500,000)	(4,500,000)				(4,500,000)	(4,500,000)				(4,500,000)
Fund Shift from EETF to GR Based on Estimating Conference	3,254,474	(3,254,474)			-	3,050,425	(3,050,425)			-	3,254,474	(3,254,474)			-
Workload	-				-	(17,707,484)				(17,707,484)	-				-
Equitably Redistribute Workforce funding through Funding Model	-				-	8,858,404				8,858,404	-				-
Workforce Education Student Information System	-				-	4,500,000				4,500,000	-				-
<b>TOTAL, WORKFORCE DEVELOPMENT</b>	285,886,658	79,157,830	-	-	365,044,488	281,333,529	79,361,879	-	-	360,695,408	285,886,658	79,157,830	-	-	365,044,488
<b>G/A-VOCATIONAL FORMULA FUNDS</b>			72,144,852		72,144,852			72,144,852		72,144,852			72,144,852		72,144,852
<b>TOTAL, G/A-VOCATIONAL FORMULA FUNDS</b>	-	-	72,144,852	-	72,144,852	-	-	72,144,852	-	72,144,852	-	-	72,144,852	-	72,144,852
<b>G/A - SCHL/INSTRUCTIONAL ENHANCEMENTS</b>					-					-					-
Nonrecurring Funds:					-					-					-
South Apopka Adult Community Education Center	500,000				500,000	500,000				500,000	500,000				500,000
Adults with Disabilities Workforce Education Pilot Program	43,000				43,000	43,000				43,000	43,000				43,000
Lotus House Women's Shelter	100,000				100,000	100,000				100,000	100,000				100,000
Bay Welding Program for Shipbuilding	250,000				250,000	250,000				250,000	250,000				250,000
Deduct Prior Year Nonrecurring	(893,000)				(893,000)	(893,000)				(893,000)	(893,000)				(893,000)
Restore Nonrecurring Funds:					-					-					-
Adults with Disabilities Workforce Education Pilot Program	43,000				43,000	-				-	43,000				43,000
Lotus House Women's Shelter	100,000				100,000	-				-	100,000				100,000
Additional Funds: Lotus House Women's Shelter	100,000				100,000	-				-	100,000				100,000
Smart Horizons On-Line Career Education	-				-	500,000				500,000	-				-
Nature Links for Lifelong Learning	-				-	100,000				100,000	-				-
<b>TOTAL, G/A-SCHL/INSTRUCTIONAL ENHANCEMENTS</b>	243,000	-	-	-	243,000	600,000	-	-	-	600,000	243,000	-	-	-	243,000
<b>RAPID RESPONSE EDUCATION &amp; TRAINING PROGRAM</b>					-					-					-
Rapid Response Education & Training Program	19,205,781				19,205,781	-				-	10,000,000				10,000,000
<b>TOTAL, RAPID RESPONSE EDUCATION &amp; TRAINING PROGRAM</b>	19,205,781	-	-	-	19,205,781	-	-	-	-	-	10,000,000	-	-	-	10,000,000
<b>TOTAL, DISTRICT WORKFORCE EDUCATION</b>	310,318,161	79,157,830	113,697,324	-	503,173,315	286,916,251	79,361,879	113,697,324	-	479,975,454	300,628,658	79,157,830	113,697,324	-	493,484,812
<b>TUITION REVENUE</b>															
FY 2015-16 TUITION				48,895,805	48,895,805				48,323,526	48,323,526				48,323,527	48,323,527
<b>TOTAL, TUITION REVENUE</b>					48,895,805					48,323,526					48,323,527
<b>TOTAL BUDGET INCLUDING TUITION</b>					552,069,120					528,298,980					541,808,339



Florida Colleges

Appropriation Category		FY 2015-16 Senate Bill 2500						FY 2015-2016 House Bill 5001						FY 2015-16 Senate Offer # 1					
		GR	EETF	Other Trust	Tuition/Fees	Total	Non-Rec	GR	EETF	Other Trust	Tuition/Fees	Total	Non-Rec	GR	EETF	Other Trust	Tuition/Fees	Total	Non-Rec
1	PERFORMANCE BASED INCENTIVES	5,000,000				5,000,000	-	5,000,000				5,000,000	-	5,000,000				5,000,000	-
2	Workload: Additional Certifications					-	-					-	-	3,500,000				3,500,000	-
3	TOTAL PERFORMANCE BASED INCENTIVES	5,000,000	-	-	-	5,000,000	-	5,000,000	-	-	-	5,000,000	-	5,000,000	-	-	-	5,000,000	-
4																			
5	GIA-FL COLLEGE SYSTEM PROGRAM FUND	877,481,856	254,973,113			1,132,454,969	-	877,481,856	254,973,113			1,132,454,969	-	877,481,856	254,973,113			1,132,454,969	-
6	Deduct Prior Year Nonrecurring	(7,390,125)				(7,390,125)	-	(7,390,125)				(7,390,125)	-	(7,890,125)				(7,890,125)	-
7	Start-up Adjustment	722,574				722,574	-	722,574				722,574	-	722,574				722,574	-
7a	Florida Retirement Contribution Adjustment	(4,479,175)				(4,479,175)	-	(4,500,000)				(4,500,000)	-	(4,479,175)				(4,479,175)	-
7h	State Referee Health Insurance Subsidy	3,760,483				3,760,483	-	4,300,000				4,300,000	-	4,300,000				4,300,000	-
7c	Fund Shift from EETF to GR Based on Estimating Conference	10,068,886	(10,068,886)			-	-	9,437,586	(9,437,586)			-	-	10,068,886	(10,068,886)			-	-
7d	Valencia Summer Enrollment Allocation Correction	1,713,536				1,713,536	-	1,713,536				1,713,536	-	1,713,536				1,713,536	-
7e	Operating Cost of New Facilities	1,494,296				1,494,296	-	1,494,296				1,494,296	-	1,494,296				1,494,296	-
7f	Performance Funding	60,000,000				60,000,000	-	20,000,000				20,000,000	-	60,000,000				60,000,000	-
7g	Restore Nonrecurring - Dual Enrollment Summer					-	-	4,418,175				4,418,175	-					-	-
7h	Daytona State College On-Line Learning	250,000				250,000	-	100,000				100,000	100,000	250,000				250,000	-
7i	Seaport Employment Training Grant - Broward College					-	-	100,000				100,000	100,000					-	-
7j	St. Petersburg College - A Day on Service					-	-	200,000				200,000	200,000					-	-
7k	Reduction of 2015-16 Base for Institutional Investment in Performance Incentives	(30,000,000)				(30,000,000)	-					-	-	(30,000,000)				(30,000,000)	-
7l	Funding Model Compression Reduction	(11,047,232)				(11,047,232)	-					-	-					-	-
7m	Funding Model Compression	41,047,405				41,047,405	-					-	-	30,452,517				30,452,517	-
7n	Polk State College - Center for Public Safety	1,000,000				1,000,000	-					-	-	1,000,000				1,000,000	-
7o	Hillsborough Community College - Fire Fighter Training Program Expansion	1,000,000				1,000,000	-					-	-	1,000,000				1,000,000	-
7p	Aspen Institute Finalists (College Excellence)					-	-					-	-	4,800,000				4,800,000	4,800,000
8						-	-					-	-					-	-
9	TOTAL GIA-FL COLLEGE SYSTEM PROGRAM FUND	945,092,274	244,903,227	-	-	1,189,995,501	-	907,547,668	245,534,527	-	-	1,153,082,195	400,000	950,884,135	244,903,227	-	-	1,195,787,362	4,800,000
10																			
11	COMMISSION ON COMMUNITY SERVICE	683,182				683,182	-	683,182				683,182	-	683,182				683,182	-
12	Deduct Prior Year Nonrecurring	(250,000)				(250,000)	-	(250,000)				(250,000)	-	(250,000)				(250,000)	-
12a	Program Reduction	(33,182)				(33,182)	-					-	-	(33,182)				(33,182)	-
13						-	-					-	-					-	-
14	TOTAL COMMISSION ON COMMUNITY SERVICE	400,000	-	-	-	400,000	-	433,182	-	-	-	433,182	-	400,000	-	-	-	400,000	-
15																			
16	GIA-FLORIDA VIRTUAL CAMPUS	9,006,230				9,006,230	-	9,006,230				9,006,230	-	9,006,230				9,006,230	-
17	Deduct Prior Year Nonrecurring	(2,500,000)				(2,500,000)	-	(2,500,000)				(2,500,000)	-	(2,500,000)				(2,500,000)	-
18	Transfer Fla Virtual Campus to UWF (HB 5101)	(11,506,230)				(11,506,230)	-	(11,506,230)				(11,506,230)	-	(11,506,230)				(11,506,230)	-
19						-	-					-	-					-	-
20	TOTAL GIA-FLORIDA VIRTUAL CAMPUS					-	-					-	-					-	-
21																			
21a	FACILITY REPAIRS MAINTENANCE AND CONSTRUCTION					-	-					-	-					-	-
21b	Pasco-Hernando State College Tampa Bay Regional Law Enforcement Shooting Range					-	-	1,000,000				1,000,000	1,000,000	500,000				500,000	500,000
21c						-	-					-	-					-	-
21d	TOTAL FACILITY REPAIRS MAINTENANCE AND CONSTRUCTION	-	-	-	-	-	-	1,000,000	-	-	-	1,000,000	1,000,000	500,000	-	-	-	500,000	500,000
21e																			
22	TOTAL FLORIDA COLLEGE SYSTEM	960,492,274	244,903,227	-	-	1,195,395,501	-	913,980,850	245,534,527	-	-	1,159,515,377	1,400,000	960,284,135	244,903,227	-	-	1,205,187,362	5,300,000
23																			
24	TUITION REVENUE																		
25	FY 2015-16 TUITION				840,685,423	840,685,423					840,685,423	840,685,423					840,685,423	840,685,423	
26						-						-						-	
27	TOTAL TUITION REVENUE					840,685,423						840,685,423						840,685,423	
28	TOTAL BUDGET INCLUDING TUITION					2,036,080,924						2,000,200,800						2,045,872,785	

State University System

Appropriation Category		FY 2015-16 Senate Bill 2500						FY 2015-2016 House Bill 1001						FY 2015-16 Senate Offer # 1					
		GR	EETF	Other Trust	Tuition/Fees	Total	Non-Rec	GR	EETF	Other Trust	Tuition/Fees	Total	Non-Rec	GR	EETF	Other Trust	Tuition/Fees	Total	Non-Rec
1	G/A-MOFFITT CANCER CENTER	12,576,930				12,576,930	-	12,576,930				12,576,930	-	12,576,930				12,576,930	-
2	Deduct Prior Year Nonrecurring	(2,000,000)				(2,000,000)	-	(2,000,000)				(2,000,000)	-	(2,000,000)				(2,000,000)	-
3							-						-						-
4	TOTAL G/A-MOFFITT CANCER CENTER	10,576,930				10,576,930	-	10,576,930				10,576,930	-	10,576,930				10,576,930	-
5							-						-						-
6	G/A-EDUCATION & GENERAL ACTIVITIES	1,738,551,563	256,516,943	5,071,736	1,717,093,657	3,717,233,899	-	1,738,551,563	256,516,943	5,071,736	1,717,093,657	3,717,233,899	-	1,738,351,562	256,516,943	5,071,736	1,717,093,657	3,717,233,899	-
7	Deduct Prior Year Nonrecurring	(36,180,333)				(36,180,333)	-	(36,180,333)				(36,180,333)	-	(36,180,333)				(36,180,333)	-
8	Startup Budget Adjustments	1,121,816			758,394	1,880,210	-	1,121,816			758,394	1,880,210	-	1,121,816			758,394	1,880,210	-
9	Transfer From Virtual Campus to UWF (HB 5101)	25,828,801				25,828,801	-	25,828,801				25,828,801	-	25,828,801				25,828,801	-
9a	Fund Shift from EETF to GR Based on Estimating Conference	11,246,874	(11,246,874)			-	-	8,838,363	(8,838,363)			-	-	11,246,874	(11,246,874)			-	-
9b	Florida Retirement Contribution Adjustment	(2,098,214)				(2,098,214)	-	(2,079,415)				(2,079,415)	-	(2,098,214)				(2,098,214)	-
9c	Health Insurance Subsidy for Retirees	2,671,007				2,671,007	-	3,299,057				3,299,057	-	3,299,057				3,299,057	-
9d	Estimated Enrollment Alignment				36,829,745	36,829,745	-				36,829,745	36,829,745	-				36,829,745	36,829,745	-
9e	Transfer Between Appropriation Categories - From UCF E&G to UCF Med School	(15,770)				(15,770)	-	(15,770)				(15,770)	-	(15,770)				(15,770)	-
9f	Transfer Between Appropriation Categories - From UCF Med School to UCF E&G				776,219	776,219	-				776,219	776,219	-				776,219	776,219	-
9g	Transfer Between Appropriation Categories - From UF E&G to UF Health Center	(736,734)				(736,734)	-	(736,734)				(736,734)	-	(736,734)				(736,734)	-
9h	Transfer Between Appropriation Categories - From FAMU E&G to FAMU/FSU College	(12,996,539)				(12,996,539)	-	(12,996,539)				(12,996,539)	-	(12,996,539)				(12,996,539)	-
9j	Physical Plant New Spaces	1,867,972				1,867,972	-	1,867,972				1,867,972	-	1,867,972				1,867,972	-
9k	Dual Enrollment Credit Hours Above School District Required Payment					-	-	519,781				519,781	-					-	-
9l	Reduction of 2014-15 State Investment in Performance Based Incentives	(100,000,000)				(100,000,000)	-						-	(100,000,000)				(100,000,000)	-
9m	Reduction of 2015-16 Base for Institutional Investment in Performance Based Incentives	(200,000,000)				(200,000,000)	-	(100,000,000)				(100,000,000)	-	(200,000,000)				(200,000,000)	-
9n	FY 2015-16 Institutional Investment in University Performance Based Incentives	200,000,000				200,000,000	-	100,000,000				100,000,000	-	200,000,000				200,000,000	-
9o	FY 2015-16 State Investment in University Performance Based Incentives	200,000,000				200,000,000	-	100,000,000				100,000,000	-	200,000,000				200,000,000	-
9p	Preminent State Universities - University of Florida	(5,000,000)				(5,000,000)	-	5,000,000				5,000,000	-	(5,000,000)				(5,000,000)	-
9q	Preminent State Universities - Florida State University					-	-	5,000,000				5,000,000	-					-	-
9r	Johnson Matching Gift Program	1,772,500				1,772,500	-						-	1,772,500				1,772,500	-
9s	FGCU - Operational Support	(1,125,000)				(1,125,000)	-						-	(1,125,000)				(1,125,000)	-
9t	UNF - Operational Support	(1,125,000)				(1,125,000)	-						-	(1,125,000)				(1,125,000)	-
9u	FIU - Center for Ethics and Professionalism	(1,000,000)				(1,000,000)	-						-	(1,000,000)				(1,000,000)	-
9v	FIU - Center for Leadership	(250,000)				(250,000)	-						-	(250,000)				(250,000)	-
9w	FSU - Pepper Center Long Term Care	(250,000)				(250,000)	-						-	(250,000)				(250,000)	-
9x	UCF - Institute for Human and Machine Cognition	(440,000)				(440,000)	-						-	(440,000)				(440,000)	-
9y	UF - Whitney Lab	(12,310)				(12,310)	-						-	(12,310)				(12,310)	-
9za	UWF - Complete Florida Degree Program	(2,000,000)				(2,000,000)	-						-	(2,000,000)				(2,000,000)	-
9ab	FGCU - Per Student Support	(500,000)				(500,000)	-						-	(500,000)				(500,000)	-
9ac	NCF - Data Science & Analytics Initiative/Master	(220,000)				(220,000)	-						-	(220,000)				(220,000)	-
9ad	FIU - Center for Democracy	(500,000)				(500,000)	-						-	(500,000)				(500,000)	-
9ae	USF - All Children's Hospital Partnership	(250,000)				(250,000)	-						-	(250,000)				(250,000)	-
9af	UWF - FAA Certifications	(50,000)				(50,000)	-						-	(50,000)				(50,000)	-
9ag	UWF - Operational Support	(1,000,000)				(1,000,000)	-						-	(1,000,000)				(1,000,000)	-
9ah	FAMU - Pharmacy Faculty Salary Adjustment	(350,000)				(350,000)	-						-	(350,000)				(350,000)	-
9ai	UWF - Haas Center for Business Research and Economic Development - School Start Times Study	(150,000)				(150,000)	-						-	(150,000)				(150,000)	-
9aj	UWF - Career and Education Planning System	(1,000,000)				(1,000,000)	-						-	(1,000,000)				(1,000,000)	-
9ak	UCF - The Lou Frey Institute of Politics & Government	(200,000)				(200,000)	-	250,000				250,000	250,000	(200,000)				(200,000)	-
9al	UCF - Istation	(1,250,000)				(1,250,000)	-	2,000,000				2,000,000	-	(1,250,000)				(1,250,000)	-
9am	UNF - Culture Of Completion And Career Initiative	(1,250,000)				(1,250,000)	-	387,737				387,737	387,737	(1,250,000)				(1,250,000)	-
9an	UWF - Office of Economic Development and Engagement	5,000,000				5,000,000	-						-	5,000,000				5,000,000	-
9ao	FAMU - Crestview Education Center	1,500,000				1,500,000	-						-	1,500,000				1,500,000	-
9ap	UWF - Physician Assistant Program	1,000,000				1,000,000	-						-	1,000,000				1,000,000	1,000,000
9aq	FPU - Operational Support	2,000,000				2,000,000	-						-	2,000,000				2,000,000	-
9ar	USF SP - Greenhouse Project	145,000				145,000	-						-	145,000				145,000	145,000
9as	USF SP - Center for Innovation	500,000				500,000	-						-	500,000				500,000	-
9at	FGCU - Academic and Career Attainment funding	4,178,500				4,178,500	-						-	4,178,500				4,178,500	-
9au	FIU - FIUnique	3,900,000				3,900,000	-						-	3,900,000				3,900,000	1,395,443
9av	FAU - STEM Life Sciences Initiative	7,038,000				7,038,000	-	400,000				400,000	400,000	7,038,000				7,038,000	3,000,000
9aw	UF - Lastinger Center Aviation and Space Algebra Initiative	500,000				500,000	-						-	500,000				500,000	-
9ax	FSU - Florida Campus Compact	200,000				200,000	-	350,000				350,000	350,000	200,000				200,000	-
9ay	UCF - Evans Community School	685,000				685,000	-	900,000				900,000	900,000	685,000				685,000	-
9az	USF SP - Family Study Center	250,000				250,000	-	250,000				250,000	250,000	250,000				250,000	-
9ba	UWF - Veteran and Military Student Support	250,000				250,000	-	250,000				250,000	250,000	250,000				250,000	-
9bb	FAU - Max Planck Scientific Fellowship Program					-	-	500,000				500,000	500,000					-	-
9bc	FIU - Washington Center For Internships And Academic Seminars					-	-	600,000				600,000	-					-	-
9bd	NCF - Career Development Center					-	-	500,000				500,000	500,000					-	-
9be	NCF/USF SM - Shared Campus Police Initiative					-	-	720,564				720,564	720,564					-	-
9bf	UCF - Florida Center for Students with Unique Abilities (PCB HEWS 15-02)					-	-	1,000,000				1,000,000	-					-	-
9bg	UF - Lastinger Center for Learning Algebra Nation					-	-	2,000,000				2,000,000	2,000,000					-	-
9bh	UF - Lastinger Center for Learning Math Nation					-	-	3,000,000				3,000,000	3,000,000					-	-
9bi	USF SM - Small Business Development Center					-	-	100,000				100,000	100,000					-	-
9bj	FSU - Institute for Charter School Research					-	-						-	100,000				100,000	-
10							-						-						-
11	TOTAL G/A-EDUCATION & GENERAL ACTIVITIES	1,840,257,133	245,270,069	5,071,736	1,755,460,015	3,846,058,953	-	1,851,226,863	247,678,580	5,071,736	1,755,460,015	3,859,437,194	9,608,301	1,840,985,183	245,270,069	5,071,736	1,755,460,015	3,846,767,003	5,540,443
11a							-						-						-
11b	G/A-FAMU/FSU COLLEGE ENGINEERING					-	-					-	-					-	-
11c	Transfer Funds to FAMU/FSU College of Engineering	12,996,539				12,996,539	-	12,996,539				12,996,539	-	12,996,539				12,996,539	-
11d	Florida Retirement Contribution Adjustment	(8,462)				(8,462)	-	(8,386)				(8,386)	-	(8,462)				(8,462)	-
11e	State Retiree Health Insurance Subsidy	9,399				9,399	-	11,608				11,608	-	11,608				11,608	-
11f							-						-						-



State University System

Appropriation Category		FY 2015-16 Senate Bill 2500					FY 2015-2016 House Bill 5001					FY 2015-16 Senate Offer # 1				
		GR	EETF	Other Trust	Tuition/Fees	Total	GR	EETF	Other Trust	Tuition/Fees	Total	GR	EETF	Other Trust	Tuition/Fees	Total
11g	TOTAL, G/A-FAMU/FSU COLLEGE ENGINEERING	12,997,476	-	-	-	12,997,476	12,999,761	-	-	12,999,761	12,999,761	12,999,685	-	-	-	12,999,685
12																
13	G/A-IFAS	138,716,264	12,533,877			151,250,141	138,716,264	12,533,877			151,250,141	138,716,264	12,533,877			151,250,141
14	Deduct Prior Year Nonrecurring	(5,985,878)				(5,985,878)	(5,985,878)				(5,985,878)	(5,985,878)				(5,985,878)
14a	Florida Retirement Contribution Adjustment	(111,597)				(111,597)	(110,597)				(110,597)	(111,597)				(111,597)
14b	State Retiree Health Insurance Subsidy	194,665				194,665	240,438				240,438	240,438				240,438
14c	Physical Plant New Space	213,880				213,880	213,880				213,880	213,880				213,880
14d	Fund Shift from EETF to GR Based on Estimating Conference						678,659	(678,659)								
14e	Research & Extension Workload	1,000,000				1,000,000	5,500,000				5,500,000	5,000,000				5,000,000
14f	Animal Agriculture Industry Science and Technology	(1,120,000)				(1,120,000)						(1,120,000)				(1,120,000)
14g	Bok Tower Educational Partnership	(1,000,000)				(1,000,000)						(1,000,000)				(1,000,000)
14h	Florida Horticulture, Research, Science and Education	(1,000,000)				(1,000,000)						(1,000,000)				(1,000,000)
14i	Transfer Ruskin Aquaculture from DACS: Ruskin Aquaculture Increase	(178,987)				(178,987)						(178,987)				(178,987)
14j	Southwest Florida/Immokalee Research and Education Center	2,000,000				2,000,000						2,000,000				2,000,000
14k	Cattle Research	275,000				275,000						275,000				275,000
14l	Florida Ag Initiative	250,000				250,000						250,000				250,000
14m	Cervidae Disease Research						2,000,000				2,000,000					
15																
16	TOTAL, G/A-IFAS	133,253,347	12,533,877	-	-	145,787,224	141,252,766	11,855,218	-	-	153,107,984	137,299,120	12,533,877	-	-	149,832,997
17																
18	G/A - USF MEDICAL CENTER	65,047,226	9,349,672		56,731,164	131,128,062	65,047,226	9,349,672		56,731,164	131,128,062	65,047,226	9,349,672		56,731,164	131,128,062
19	Deduct Prior Year Nonrecurring	(2,100,000)				(2,100,000)	(2,100,000)				(2,100,000)	(2,100,000)				(2,100,000)
20	Startup Budget Adjustments				19,154	19,154				19,154					19,154	
20a	Florida Retirement Contribution Adjustment	(82,264)				(82,264)	(81,527)				(81,527)	(82,264)				(82,264)
20b	State Retiree Health Insurance Subsidy	60,741				60,741	75,023				75,023	75,023				75,023
20c	Estimated Enrollment Alignment				993,575	993,575				993,575	993,575				993,575	993,575
20d	Fund Shift from EETF to GR Based on Estimating Conference						321,854	(321,854)								
20e	Asset Inventory Management System Initiative	(1,715,360)				(1,715,360)						(1,715,360)				(1,715,360)
20f	Center for Neuromusculoskeletal Research	(200,000)				(200,000)						(200,000)				(200,000)
20g	Per Student Support	(250,000)				(250,000)						(250,000)				(250,000)
20h	Veterans PTSD Study	250,000				250,000						250,000				250,000
20i	Veterans Service Center	350,000				350,000						350,000				350,000
20j	Veteran PTSD and Traumatic Brain Injury Study	250,000				250,000						250,000				250,000
21																
22	TOTAL, G/A - USF MEDICAL CENTER	61,610,343	9,349,672	-	57,743,893	128,703,908	63,262,576	9,027,818	-	57,743,893	130,034,287	61,624,625	9,349,672	-	57,743,893	128,718,190
23																
24	G/A - UF HEALTH CENTER	103,652,152	5,796,416		38,463,434	147,912,002	103,652,152	5,796,416		38,463,434	147,912,002	103,652,152	5,796,416		38,463,434	147,912,002
25	Deduct Prior Year Nonrecurring	(1,250,000)				(1,250,000)	(1,250,000)				(1,250,000)	(1,250,000)				(1,250,000)
25a	Florida Retirement Contribution Adjustment	(112,167)				(112,167)	(111,162)				(111,162)	(112,167)				(112,167)
25b	State Retiree Health Insurance Subsidy	132,637				132,637	163,825				163,825	163,825				163,825
25c	Physical Plant New Space	366,337				366,337	366,337				366,337	366,337				366,337
25d	Fund Shift from EETF to GR Based on Estimating Conference						527,355	(527,355)								
25e	Transfer Between Appropriation Categories - From UJF E&G to UF Health Center	736,734				736,734	736,734				736,734	736,734				736,734
25f	Substance Abuse Research/Stewart Marchman Act	(50,000)				(50,000)						(50,000)				(50,000)
25g	Per Student Support	(250,000)				(250,000)						(250,000)				(250,000)
25h	UF Center for Translational Research in Neurodegenerative Disease						2,500,000				2,500,000					
26																
27	TOTAL, G/A - UF HEALTH CENTER	103,225,693	5,796,416	-	38,463,434	147,485,543	106,585,241	5,269,061	-	38,463,434	150,317,736	103,256,881	5,796,416	-	38,463,434	147,516,731
28																
29	G/A - FSU MEDICAL SCHOOL	34,320,985	605,115		11,572,716	46,498,816	34,320,985	605,115		11,572,716	46,498,816	34,320,985	605,115		11,572,716	46,498,816
29a	Florida Retirement Contribution Adjustment	(31,359)				(31,359)	(31,078)				(31,078)	(31,359)				(31,359)
29b	State Retiree Health Insurance Subsidy	26,005				26,005	32,119				32,119	32,119				32,119
29c	Fund Shift from EETF to GR Based on Estimating Conference						175,485	(175,485)								
30																
31	TOTAL, G/A - FSU MEDICAL SCHOOL	34,315,631	605,115	-	11,572,716	46,493,462	34,497,511	429,630	-	11,572,716	46,499,857	34,321,745	605,115	-	11,572,716	46,499,576
32																
33	G/A UCF MEDICAL SCHOOL	25,757,576			13,508,590	39,266,166	25,757,576			13,508,590	39,266,166	25,757,576			13,508,590	39,266,166
34	Deduct Prior Year Nonrecurring	(500,000)				(500,000)				(500,000)		(500,000)				(500,000)
34a	Transfer Between Appropriation Categories - From UCF E&G To UCF Med School	15,770				15,770	15,770				15,770	15,770				15,770
34b	Transfer Between Appropriation Categories - From UCF Med School to UCF E&G				(778,219)	(778,219)				(778,219)	(778,219)				(778,219)	(778,219)
34c	Florida Retirement Contribution Adjustment	(25,024)				(25,024)	(24,800)				(24,800)	(25,024)				(25,024)
34d	State Retiree Health Insurance Subsidy	13,132				13,132	16,219				16,219	16,219				16,219
34e	Estimated Enrollment Alignment				2,132,725	2,132,725				2,132,725	2,132,725				2,132,725	2,132,725
34f	UCF Med School - Crohn's and Colitis Research	2,500,000				2,500,000	1,000,000				1,000,000	2,500,000				2,500,000
35																
36	TOTAL, G/A - UCF MEDICAL SCHOOL	27,761,454	-	-	14,863,096	42,624,550	26,264,765	-	-	14,863,096	41,127,861	27,764,541	-	-	14,863,096	42,627,637
37																
38	G/A FIU MEDICAL SCHOOL	30,833,444			15,601,041	46,434,485	30,833,444			15,601,041	46,434,485	30,833,444			15,601,041	46,434,485
39	Deduct Prior Year Nonrecurring	(800,000)				(800,000)	(800,000)				(800,000)	(800,000)				(800,000)
39a	Florida Retirement Contribution Adjustment	(37,642)				(37,642)	(37,305)				(37,305)	(37,642)				(37,642)
39b	State Retiree Health Insurance Subsidy	42,896				42,896	52,982				52,982	52,982				52,982
39c	Estimated Enrollment Alignment				357,193	357,193				357,193	357,193				357,193	357,193
39d	Primary Care Residency Program	(331,451)				(331,451)						(331,451)				(331,451)
39e	FIU Med School - Neuroscience Centers of Florida Foundation	1,300,000				1,300,000	800,000				800,000	1,300,000				1,300,000
40																
41	TOTAL, FIU MEDICAL SCHOOL	31,007,247	-	-	15,958,234	46,965,481	30,849,121	-	-	15,958,234	46,807,355	31,017,333	-	-	15,958,234	46,975,567
42																
43	G/A FAU MEDICAL SCHOOL	14,344,890			8,238,305	22,583,195	14,344,890			8,238,305	22,583,195	14,344,890			8,238,305	22,583,195
43a	Florida Retirement Contribution Adjustment	(15,873)				(15,873)	(15,730)				(15,730)	(15,873)				(15,873)
43b	State Retiree Health Insurance Subsidy	7,067				7,067	8,729				8,729	8,729				8,729



State University System

Appropriation Category		FY 2015-16 Senate Bill 2500						FY 2015-2016 House Bill 5001						FY 2015-16 Senate Offer # 1					
		GR	EETF	Other Trust	Tuition/Fees	Total	Non-Rec	GR	EETF	Other Trust	Tuition/Fees	Total	Non-Rec	GR	EETF	Other Trust	Tuition/Fees	Total	Non-Rec
43c	Estimated Enrollment Alignment				33,500	33,500	-				33,500	33,500	-				33,500	33,500	-
43d	Residency Programs	(446,311)				(446,311)	-					-	-	(446,311)				(446,311)	-
44							-						-						-
45	TOTAL, FAU MEDICAL SCHOOL	13,889,773	-	-	8,272,005	22,161,778	-	14,337,889	-	-	8,272,005	22,609,894	-	13,891,435	-	-	8,272,005	22,163,440	-
46							-						-						-
47	GIA-STUDENT FINANCIAL AID	7,140,378				7,140,378	-	7,140,378				7,140,378	-	7,140,378				7,140,378	-
48							-						-						-
49	TOTAL, GIA-STUDENT FINANCIAL AID	7,140,378	-	-	-	7,140,378	-	7,140,378	-	-	-	7,140,378	-	7,140,378	-	-	-	7,140,378	-
50							-						-						-
50a	GIA-FL POSTSECONDARY COMPREHENSIVE TRANSITION PROGRAM					-	-					-	-					-	-
50b	Florida Center for Students with Unique Abilities	5,000,000				5,000,000	-					-	-	5,000,000				5,000,000	-
50c							-					-	-					-	-
50d	TOTAL, GIA-FL POST COMP TRANS PRG	5,000,000	-	-	-	5,000,000	-					-	-	5,000,000	-	-	-	5,000,000	-
50e							-						-						-
51	GIA-INSTITUTE OF HUMAN & MACHINE COGNITION	3,489,184				3,489,184	-	3,489,184				3,489,184	-	3,489,184				3,489,184	-
52	Deduct Prior Year Non-occurring	(750,000)				(750,000)	-	(750,000)				(750,000)	-	(750,000)				(750,000)	-
52a	Institute For Human And Machine Cognition					-	-	1,550,000				1,550,000	1,550,000					-	-
52b	Transfer Funds - IHMC Pensacola to IHMC Ocala (Deduct)	(750,000)				(750,000)	-					-	-	(750,000)				(750,000)	-
52c	Transfer Funds - IHMC Pensacola to IHMC Ocala (Add)	750,000				750,000	-					-	-	750,000				750,000	-
53							-						-						-
54	TOTAL, GIA-INST HUMAN & MACH COGN	2,739,184	-	-	-	2,739,184	-	4,289,184	-	-	-	4,289,184	1,550,000	2,739,184	-	-	-	2,739,184	-
55							-						-						-
56	RISK MANAGEMENT INSURANCE	20,692,134		3,167		20,695,301	-	20,692,134		3,167		20,695,301	-	20,692,134		3,167		20,695,301	-
57							-						-						-
58	TOTAL, RISK MANAGEMENT INSURANCE	20,692,134	-	3,167	-	20,695,301	-	20,692,134	-	3,167	-	20,695,301	-	20,692,134	-	3,167	-	20,695,301	-
59							-						-						-
60	GIA-FLA VIRTUAL CAMPUS	8,822,571				8,822,571	-	8,822,571				8,822,571	-	8,822,571				8,822,571	-
61	Deduct Prior Year Non-occurring	2,500,000				2,500,000	-	2,500,000				2,500,000	-	2,500,000				2,500,000	-
62	Transfer Fla Virtual Campus to UWF (HB 5101)	(11,322,571)				(11,322,571)	-	(11,322,571)				(11,322,571)	-	(11,322,571)				(11,322,571)	-
63							-						-						-
64	TOTAL, GIA-FLA VIRTUAL CAMPUS	-	-	-	-	-	-	-	-	-	-	-	-	-	-	-	-	-	-
65							-						-						-
66	TOTAL, STATE UNIVERSITIES with tuition	2,304,466,723	273,555,149	5,074,903	1,902,333,393	4,485,430,168	-	2,323,975,119	274,260,307	5,074,903	1,902,333,393	4,505,643,722	12,958,301	2,309,309,174	273,555,149	5,074,903	1,902,333,393	4,490,272,619	7,540,443
67							-						-						-
68	TUITION REVENUE						-						-						-
69	FY 2014-15 TUITION				1,861,209,107	1,861,209,107	-				1,861,209,107	1,861,209,107	-				1,861,209,107	1,861,209,107	-
70	FY 2015-16 TUITION - Enrollment and Annualization				41,124,286	41,124,286	-				41,124,286	41,124,286	-				41,124,286	41,124,286	-
71							-						-						-
72	TOTAL, TUITION REVENUE					1,902,333,393	-					1,902,333,393	-					1,902,333,393	-

# Vocational Rehabilitation

Appropriation Category	FY 2015-16 Senate Bill 2500					FY 2015-2016 House Bill 5001					FY 2015-16 Senate Offer # 1				
	FTE	GR	Other Trust	Total	Non-Rec	FTE	GR	Other Trust	Total	Non-Rec	FTE	GR	Other Trust	Total	Non-Rec
<b>SALARIES AND BENEFITS</b>	931.00	10,180,536	39,020,396	49,200,932	-	931.00	10,180,536	39,020,396	49,200,932	-	931.00	10,180,536	39,020,396	49,200,932	-
<b>TOTAL, SALARIES AND BENEFITS</b>	931.00	10,180,536	39,020,396	49,200,932	-	931.00	10,180,536	39,020,396	49,200,932	-	931.00	10,180,536	39,020,396	49,200,932	-
<b>OTHER PERSONAL SERVICES</b>			1,467,459	1,467,459	-			1,467,459	1,467,459	-			1,467,459	1,467,459	-
<b>TOTAL, OTHER PERSONAL SERVICES</b>		-	1,467,459	1,467,459	-		-	1,467,459	1,467,459	-		-	1,467,459	1,467,459	-
<b>EXPENSES</b>		6,686	10,625,716	10,632,402	-		6,686	10,625,716	10,632,402	-		6,686	10,625,716	10,632,402	-
Deduct Prior Year Nonrecurring			(224,000)	(224,000)	-			(224,000)	(224,000)	-			(224,000)	(224,000)	-
<b>TOTAL, EXPENSES</b>		6,686	10,401,716	10,408,402	-		6,686	10,401,716	10,408,402	-		6,686	10,401,716	10,408,402	-
<b>G/A-ADULT DISABILITY FUNDS</b>		10,793,484		10,793,484	-		10,793,484		10,793,484	-		10,793,484		10,793,484	-
Deduct Prior Year Nonrecurring		(800,000)		(800,000)	-		(800,000)		(800,000)	-		(800,000)		(800,000)	-
Inclusive Transition and Employment Management (ITEM) Program		750,000		750,000	-		750,000		750,000	750,000		750,000		750,000	-
Supported Jobs Plus Pilot Program		750,000		750,000	-				-	-		750,000		750,000	-
Program Reduction - Adults with Disabilities		(9,993,484)		(9,993,484)	-				-	-		(9,993,484)		(9,993,484)	-
<b>TOTAL, G/A-ADULT DISABILITY FUNDS</b>		1,500,000	-	1,500,000	-		10,743,484	-	10,743,484	750,000		1,500,000	-	1,500,000	-
<b>G/A-FL ENDOWMENT/VOC REHABILITATION</b>		549,823		549,823	-		549,823		549,823	-		549,823		549,823	-
<b>TOTAL, G/A-FL ENDOWMENT/VOC REHAB</b>		549,823	-	549,823	-		549,823	-	549,823	-		549,823	-	549,823	-
<b>OPERATING CAPITAL OUTLAY</b>			504,986	504,986	-			504,986	504,986	-			504,986	504,986	-
Deduct Prior Year Nonrecurring			(24,000)	(24,000)	-			(24,000)	(24,000)	-			(24,000)	(24,000)	-
<b>TOTAL, OPERATING CAPITAL OUTLAY</b>		-	480,986	480,986	-		-	480,986	480,986	-		-	480,986	480,986	-
<b>CONTRACTED SERVICES</b>		716,815	17,258,886	17,975,701	-		716,815	17,258,886	17,975,701	-		716,815	17,258,886	17,975,701	-
Deduct Prior Year Nonrecurring		(98,800)		(98,800)	-		(98,800)		(98,800)	-		(98,800)		(98,800)	-
<b>TOTAL, CONTRACTED SERVICES</b>		618,015	17,258,886	17,876,901	-		618,015	17,258,886	17,876,901	-		618,015	17,258,886	17,876,901	-
<b>G/A-INDEPENDENT LIVING SERVICES</b>		1,732,004	4,949,789	6,681,793	-		1,732,004	4,949,789	6,681,793	-		1,732,004	4,949,789	6,681,793	-
Deduct Prior Year Nonrecurring		(500,000)		(500,000)	-		(500,000)		(500,000)	-		(500,000)		(500,000)	-
Education Technology & Information Services - Funding Adjustment				-	-			(135,000)	(135,000)	-				-	-
<b>TOTAL, G/A-INDEPENDENT LIVING SERVICES</b>		1,232,004	4,949,789	6,181,793	-		1,232,004	4,814,789	6,046,793	-		1,232,004	4,949,789	6,181,793	-
<b>PURCHASED CLIENT SERVICES</b>		37,630,954	113,300,759	150,931,713	-		37,630,954	113,300,759	150,931,713	-		37,630,954	113,300,759	150,931,713	-
Deduct Prior Year Nonrecurring		(7,325,053)	(19,210,018)	(26,535,071)	-		(7,325,053)	(19,210,018)	(26,535,071)	-		(7,325,053)	(19,210,018)	(26,535,071)	-
Draw Down Additional Federal Funds		921,085	3,403,258	4,324,343	3,403,258		921,085	3,403,258	4,324,343	3,403,258		921,085	3,403,258	4,324,343	3,403,258
<b>TOTAL, PURCHASED CLIENT SERVICES</b>		31,226,986	97,493,999	128,720,985	3,403,258		31,226,986	97,493,999	128,720,985	3,403,258		31,226,986	97,493,999	128,720,985	3,403,258
<b>RISK MANAGEMENT INSURANCE</b>			358,419	358,419	-			358,419	358,419	-			358,419	358,419	-
<b>TOTAL, RISK MANAGEMENT INSURANCE</b>		-	358,419	358,419	-		-	358,419	358,419	-		-	358,419	358,419	-
<b>TENANT BROKER COMMISSIONS</b>			97,655	97,655	-			97,655	97,655	-			97,655	97,655	-
<b>TOTAL, TENANT BROKER COMMISSIONS</b>		-	97,655	97,655	-		-	97,655	97,655	-		-	97,655	97,655	-
<b>TR/DMS/HR SVCS/STW CONTRCT</b>		69,242	249,209	318,451	-		69,242	249,209	318,451	-		69,242	249,209	318,451	-
Correct Funding Source Identifier - Add				-	-			1,036	1,036	-			1,036	1,036	-
Correct Funding Source Identifier - Deduct				-	-			(1,036)	(1,036)	-			(1,036)	(1,036)	-
<b>TOTAL, TR/DMS/HR SVCS/STW CONTRCT</b>		69,242	249,209	318,451	-		69,242	249,209	318,451	-		69,242	249,209	318,451	-
<b>G/A-FACILITY REPAIRS MAINTENANCE CONSTRUCTION</b>				-	-				-	-				-	-

# Vocational Rehabilitation

Appropriation Category		FY 2015-16 Senate Bill 2500					FY 2015-2016 House Bill 5001					FY 2015-16 Senate Offer # 1				
		FTE	GR	Other Trust	Total	Non-Rec	FTE	GR	Other Trust	Total	Non-Rec	FTE	GR	Other Trust	Total	Non-Rec
53c	The WOW Center Capital Improvements				-	-		202,253		202,253	202,253				-	-
53d					-	-				-	-				-	-
53e	<b>TOTAL, G/A-FACILITY REPAIRS MAINTENANCE CONSTRUCTION</b>		-	-	-	-		202,253	-	202,253	202,253		-	-	-	-
54																
55	<b>OTHER DATA PROCESSING SVCS</b>		154,316	515,762	670,078	-		154,316	515,762	670,078	-		154,316	515,762	670,078	-
56					-	-				-	-				-	-
57	<b>TOTAL, OTHER DATA PROCESSING SVCS</b>		154,316	515,762	670,078	-		154,316	515,762	670,078	-		154,316	515,762	670,078	-
58																
59	<b>EDU TECH/INFORMATION SRVCS</b>			77,849	77,849	-			77,849	77,849	-			77,849	77,849	-
59a	Education Technology & Information Services - Funding Adjustment				-	-			135,000	135,000	-				-	-
59b	Data Base Administration Support				-	-			14,475	14,475	-				-	-
60					-	-				-	-				-	-
61	<b>TOTAL, EDU TECH/INFORMATION SRVCS</b>		-	77,849	77,849	-		-	227,324	227,324	-		-	77,849	77,849	-
62																
63	<b>NORTHWEST REGIONAL DATA CENTER</b>			196,503	196,503	-			196,503	196,503	-			196,503	196,503	-
63a	Realignment of Agency Spending Authority for NWRDC - Add				-	-			20,660	20,660	-				-	-
64					-	-				-	-				-	-
65	<b>TOTAL, NORTHWEST REGIONAL DATA CNTR</b>		-	196,503	196,503	-		-	217,163	217,163	-		-	196,503	196,503	-
66																
67	<b>TOTAL, VOCATIONAL REHABILITATION</b>	931.00	45,537,608	172,568,628	218,106,236	3,403,258	931.00	54,983,345	172,603,763	227,587,108	4,355,511	931.00	45,537,608	172,568,628	218,106,236	3,403,258
68																
69	<b>SALARY RATE ADJUSTMENTS</b>				36,233,747					36,233,747					36,233,747	
70					-					-					-	
71																
72	<b>TOTAL SALARY RATE ADJUSTMENTS</b>		-	-	36,233,747	-		-	-	36,233,747	-		-	-	36,233,747	-



# Blind Services

	Appropriation Category	FY 2015-16 Senate Bill 2500					FY 2015-2016 House Bill 5001					FY 2015-16 Senate Offer # 1				
		FTE	GR	Other Trust	Total	Non-Rec	FTE	GR	Other Trust	Total	Non-Rec	FTE	GR	Other Trust	Total	Non-Rec
1	<b>SALARIES AND BENEFITS</b>	299.75	4,285,099	10,105,888	14,390,987	-	299.75	4,285,099	10,105,888	14,390,987	-	299.75	4,285,099	10,105,888	14,390,987	-
2																
3	<b>TOTAL, SALARIES AND BENEFITS</b>	299.75	4,285,099	10,105,888	14,390,987	-	299.75	4,285,099	10,105,888	14,390,987	-	299.75	4,285,099	10,105,888	14,390,987	-
4																
5	<b>OTHER PERSONAL SERVICES</b>		151,524	312,190	463,714	-		151,524	312,190	463,714	-		151,524	312,190	463,714	-
6																
7	<b>TOTAL, OTHER PERSONAL SERVICES</b>		151,524	312,190	463,714	-		151,524	312,190	463,714	-		151,524	312,190	463,714	-
8																
9	<b>EXPENSES</b>		415,191	2,558,476	2,973,667	-		415,191	2,558,476	2,973,667	-		415,191	2,558,476	2,973,667	-
9a	Realignment of Operating Expenditures - Add				-	-			15,000	15,000	-			15,000	15,000	-
9b	Realignment of Operating Expenditures - Deduct				-	-			(15,000)	(15,000)	-			(15,000)	(15,000)	-
10																
11	<b>TOTAL, EXPENSES</b>		415,191	2,558,476	2,973,667	-		415,191	2,558,476	2,973,667	-		415,191	2,558,476	2,973,667	-
12																
13	<b>G/A-COMM REHAB FACILITIES</b>		847,347	4,522,207	5,369,554	-		847,347	4,522,207	5,369,554	-		847,347	4,522,207	5,369,554	-
14																
15	<b>TOTAL, G/A-COMM REHAB FACILITIES</b>		847,347	4,522,207	5,369,554	-		847,347	4,522,207	5,369,554	-		847,347	4,522,207	5,369,554	-
16																
17	<b>OPERATING CAPITAL OUTLAY</b>		54,294	235,198	289,492	-		54,294	235,198	289,492	-		54,294	235,198	289,492	-
18																
19	<b>TOTAL, OPERATING CAPITAL OUTLAY</b>		54,294	235,198	289,492	-		54,294	235,198	289,492	-		54,294	235,198	289,492	-
20																
21	<b>FOOD PRODUCTS</b>			200,000	200,000	-			200,000	200,000	-			200,000	200,000	-
22																
23	<b>TOTAL, FOOD PRODUCTS</b>		-	200,000	200,000	-		-	200,000	200,000	-		-	200,000	200,000	-
24																
25	<b>ACQUISITION/MOTOR VEHICLES</b>			100,000	100,000	-			100,000	100,000	-			100,000	100,000	-
26																
27	<b>TOTAL, ACQUISITION/MOTOR VEHICLES</b>		-	100,000	100,000	-		-	100,000	100,000	-		-	100,000	100,000	-
28																
29	<b>G/A-CLIENT SERVICES</b>		9,262,902	14,149,242	23,412,144	-		9,262,902	14,149,242	23,412,144	-		9,262,902	14,149,242	23,412,144	-
30	Deduct Prior Year Nonrecurring - Lighthouse for the Blind Pasco/Hernando and Miami		(200,000)		(200,000)	-		(200,000)		(200,000)	-		(200,000)		(200,000)	-
30a	Restore Nonrecurring - Lighthouse for the Blind - Pasco/Hernando		50,000		50,000	-				-	-		50,000		50,000	-
30b	Restore Nonrecurring - Lighthouse for the Blind - Miami		150,000		150,000	-				-	-		150,000		150,000	-
30c	New Vision for Independence				-	-				-	-				-	-
30d	Education Technology & Information Services - Funding Adjustment				-	-			(115,000)	(115,000)	-				-	-
30e	Florida Association of Agencies Serving the Blind		2,000,000		2,000,000	-				-	-		2,000,000		2,000,000	-
31																
32	<b>TOTAL, G/A-CLIENT SERVICES</b>		11,262,902	14,149,242	25,412,144	-		9,062,902	14,034,242	23,097,144	-		11,262,902	14,149,242	25,412,144	-
33																
34	<b>CONTRACTED SERVICES</b>		56,140	425,000	481,140	-		56,140	425,000	481,140	-		56,140	425,000	481,140	-
35																
36	<b>TOTAL, CONTRACTED SERVICES</b>		56,140	425,000	481,140	-		56,140	425,000	481,140	-		56,140	425,000	481,140	-
37																
38	<b>INDEPENDENT LIVING SERVICES</b>			35,000	35,000	-			35,000	35,000	-			35,000	35,000	-
39																
40	<b>TOTAL, INDEPENDENT LIVING SERVICES</b>		-	35,000	35,000	-		-	35,000	35,000	-		-	35,000	35,000	-
41																
42	<b>RISK MANAGEMENT INSURANCE</b>		9,456	152,249	161,705	-		9,456	152,249	161,705	-		9,456	152,249	161,705	-
43																
44	<b>TOTAL, RISK MANAGEMENT INSURANCE</b>		9,456	152,249	161,705	-		9,456	152,249	161,705	-		9,456	152,249	161,705	-
45																
46	<b>LIBRARY SERVICES</b>		89,735	100,000	189,735	-		89,735	100,000	189,735	-		89,735	100,000	189,735	-
47																
48	<b>TOTAL, LIBRARY SERVICES</b>		89,735	100,000	189,735	-		89,735	100,000	189,735	-		89,735	100,000	189,735	-
49																
50	<b>VEND STANDS-EQUIP &amp; SUPP</b>			3,670,000	3,670,000	-			3,670,000	3,670,000	-			3,670,000	3,670,000	-
51																

# Blind Services

Appropriation Category		FY 2015-16 Senate Bill 2500					FY 2015-2016 House Bill 5001					FY 2015-16 Senate Offer # 1					
		FTE	GR	Other Trust	Total	Non-Rec	FTE	GR	Other Trust	Total	Non-Rec	FTE	GR	Other Trust	Total	Non-Rec	
52	TOTAL, VEND STANDS-EQUIP & SUPP		-	3,670,000	3,670,000	-		-	3,670,000	3,670,000	-		-	3,670,000	3,670,000	-	52
53																	53
54	TENANT BROKER COMMISSIONS			18,158	18,158	-			18,158	18,158	-			18,158	18,158	-	54
55				-	-	-			-	-	-			-	-	-	55
56	TOTAL, TENANT BROKER COMMISSIONS		-	18,158	18,158	-		-	18,158	18,158	-		-	18,158	18,158	-	56
57																	57
58	TR/DMS/HR SVCS/STW CONTRCT		3,933	98,183	102,116	-		3,933	98,183	102,116	-		3,933	98,183	102,116	-	58
58a	Correct Funding Source Identifier - Add				-	-			59	59	-			59	59	-	58a
58b	Correct Funding Source Identifier - Deduct				-	-			(59)	(59)	-			(59)	(59)	-	58b
59					-	-			-	-	-			-	-	-	59
60	TOTAL, TR/DMS/HR SVCS/STW CONTRCT		3,933	98,183	102,116	-		3,933	98,183	102,116	-		3,933	98,183	102,116	-	60
61																	61
62	STATE DATA CENTER - AGENCY FOR STATE TECHNOLOGY (AST)			424	424	-			424	424	-			424	424	-	62
62a	Reduced Workload for a Data Center to Support an Agency			3	3	-			(139)	(139)	-			3	3	-	62a
63				-	-	-			-	-	-			-	-	-	63
64	TOTAL, STATE DATA CENTER (AST)		-	427	427	-		-	285	285	-		-	427	427	-	64
65																	65
66	OTHER DATA PROCESSING SVCS			686,842	686,842	-			686,842	686,842	-			686,842	686,842	-	66
67				-	-	-			-	-	-			-	-	-	67
68	TOTAL, OTHER DATA PROCESSING SVCS		-	686,842	686,842	-		-	686,842	686,842	-		-	686,842	686,842	-	68
69																	69
70	EDU TECH/INFORMATION SRVCS			97,511	97,511	-			97,511	97,511	-			97,511	97,511	-	70
70a	Education Technology & Information Services - Funding Adjustment				-	-			115,000	115,000	-				-	-	70a
70b	Data Base Administration Support				-	-			12,267	12,267	-				-	-	70b
71					-	-			-	-	-			-	-	-	71
72	TOTAL, EDU TECH/INFORMATION SRVCS		-	97,511	97,511	-		-	224,778	224,778	-		-	97,511	97,511	-	72
73																	73
74	NORTHWEST REGIONAL DC			210,755	210,755	-			210,755	210,755	-			210,755	210,755	-	74
74a	Relocate Server and Backup System Hardware				-	-			180,000	180,000	-				-	-	74a
74b	Decreased Workload for Data Center to Support an Agency			(52,354)	(52,354)	-					-			(52,354)	(52,354)	-	74b
75				-	-	-			-	-	-			-	-	-	75
76	TOTAL, NORTHWEST REGIONAL DC		-	158,401	158,401	-		-	390,755	390,755	-		-	158,401	158,401	-	76
77																	77
78	TOTAL, BLIND SERVICES	299.75	17,175,621	37,624,972	54,800,593	-	299.75	14,975,621	37,869,451	52,845,072	-	299.75	17,175,621	37,624,972	54,800,593	-	78
79																	79
80	SALARY RATE ADJUSTMENTS				10,386,379					10,386,379					10,386,379		80
81																	81
82																	82
83	TOTAL SALARY RATE ADJUSTMENTS				10,386,379					10,386,379					10,386,379		83



# Private Colleges & Universities

Appropriation Category		FY 2015-16 Senate Bill 2500				FY 2015-2016 House Bill 5001				FY 2015-16 Senate Offer # 1			
		GR	Other Trust	Total	Non-Rec	GR	Other Trust	Total	Non-Rec	GR	Other Trust	Total	Non-Rec
1	<b>G/A-MEDICAL TRAINING AND SIMULATION LABORATORY</b>	6,000,000		6,000,000	-	6,000,000		6,000,000	-	6,000,000		6,000,000	-
2	Deduct Prior Year Nonrecurring	(3,500,000)		(3,500,000)	-	(3,500,000)		(3,500,000)	-	(3,500,000)		(3,500,000)	-
2a	Program Reduction	(2,500,000)		(2,500,000)	-			-	-	(2,500,000)		(2,500,000)	-
3				-	-			-	-			-	-
4	<b>TOTAL, MEDICAL TRAINING AND SIMULATION LABORATORY</b>	-	-	-	-	2,500,000	-	2,500,000	-	-	-	-	-
5													
6	<b>ABLE GRANTS</b>	5,689,500		5,689,500	-	5,689,500		5,689,500	-	5,689,500		5,689,500	-
6a	Estimating Conference Enrollment Reduction	(16,500)		(16,500)	-	(16,500)		(16,500)	-	(16,500)		(16,500)	-
6b	Increase in Award Amount (\$300 per student)			-	-	1,134,600		1,134,600	-			-	-
7				-	-			-	-			-	-
8	<b>TOTAL, ABLE GRANTS</b>	5,673,000	-	5,673,000	-	6,807,600	-	6,807,600	-	5,673,000	-	5,673,000	-
9													
10	<b>G/A-HIST BLK PRIV COLLEGES</b>			-	-			-	-			-	-
11	<b>Recurring Funds:</b>			-	-			-	-			-	-
12	Bethune-Cookman University	3,960,111		3,960,111	-	3,960,111		3,960,111	-	3,960,111		3,960,111	-
13	Edward Waters College	2,929,526		2,929,526	-	2,929,526		2,929,526	-	2,929,526		2,929,526	-
14	Florida Memorial University	3,532,048		3,532,048	-	3,532,048		3,532,048	-	3,532,048		3,532,048	-
15	Library Resources	719,858		719,858	-	719,858		719,858	-	719,858		719,858	-
16	<b>Nonrecurring Funds:</b>			-	-			-	-			-	-
17	Bethune-Cookman University	513,985		513,985	-	513,985		513,985	-	513,985		513,985	-
18	Edward Waters College - Increase	400,000		400,000	-	400,000		400,000	-	400,000		400,000	-
19	Florida Memorial University - Increase	400,000		400,000	-	400,000		400,000	-	400,000		400,000	-
20	Library Resources - Workload	187,986		187,986	-	187,986		187,986	-	187,986		187,986	-
21	Deduct Prior Year Nonrecurring	(1,501,971)		(1,501,971)	-	(1,501,971)		(1,501,971)	-	(1,501,971)		(1,501,971)	-
21a	Restore Nonrecurring			-	-	1,501,971		1,501,971	322,087			-	-
21b	Bethune Cookman - Small, Women and Minority-Owned Businesses	100,000		100,000	-			-	-	100,000		100,000	-
21c	Edward Waters - Institute on Criminal Justice	1,000,000		1,000,000	-			-	-	1,000,000		1,000,000	-
21d	Florida Memorial - Technology Upgrades	300,000		300,000	-			-	-	300,000		300,000	-
21e	Bethune Cookman - Project Child	1,500,000		1,500,000	-			-	-	1,500,000		1,500,000	1,500,000
21f	Bethune Cookman University - Petrock College of Health Sciences			-	-	200,000		200,000	200,000			-	-
22				-	-			-	-			-	-
23	<b>TOTAL, G/A-HIST BLK PRIV COLLEGES</b>	14,041,543	-	14,041,543	-	12,843,514	-	12,843,514	522,087	14,041,543	-	14,041,543	1,500,000
24													
25	<b>G/A-ACADEMIC PRG CONTRACTS</b>			-	-			-	-			-	-
26	<b>Recurring Funds:</b>			-	-			-	-			-	-
27	Barry University - BS Nursing and MSW Social Work	73,520		73,520	-	73,520		73,520	-	73,520		73,520	-
28	<b>Nonrecurring Funds:</b>			-	-			-	-			-	-
29	Barry University - BS Nursing and MSW Social Work	145,000		145,000	-	145,000		145,000	-	145,000		145,000	-
30	Beacon College - Tuition Assistance	200,000		200,000	-	200,000		200,000	-	200,000		200,000	-
31	Deduct Prior Year Nonrecurring	(345,000)		(345,000)	-	(345,000)		(345,000)	-	(345,000)		(345,000)	-
31a	Program Reduction:			-	-			-	-			-	-
31b	Barry University - BS Nursing and MSW Social Work	(73,520)		(73,520)	-			-	-	(73,520)		(73,520)	-
31c	Beacon College Tuition Assistance	250,000		250,000	-			-	-	250,000		250,000	-
31d	Florida Institute of Technology - Space Research Institute	2,500,000		2,500,000	-			-	-	2,500,000		2,500,000	-
32				-	-			-	-			-	-
33	<b>TOTAL, ACADEMIC PROGRAM CONTRACTS</b>	2,750,000	-	2,750,000	-	73,520	-	73,520	-	2,750,000	-	2,750,000	-
34													
35	<b>G/A-PRIVATE COLLEGES &amp; UNIVERSITIES</b>			-	-			-	-			-	-
36	<b>Recurring Funds:</b>			-	-			-	-			-	-
37	Embry Riddle - Aerospace Academy	3,000,000		3,000,000	-	3,000,000		3,000,000	-	3,000,000		3,000,000	-
38	Jacksonville University	2,000,000		2,000,000	-	2,000,000		2,000,000	-	2,000,000		2,000,000	-
39	<b>Nonrecurring Funds:</b>			-	-			-	-			-	-
40	University of Miami - Institute for Cuban American Studies	250,000		250,000	-	250,000		250,000	-	250,000		250,000	-
41	Jacksonville University	10,000,000		10,000,000	-	10,000,000		10,000,000	-	10,000,000		10,000,000	-
42	Deduct Prior Year Nonrecurring	(10,250,000)		(10,250,000)	-	(10,250,000)		(10,250,000)	-	(10,250,000)		(10,250,000)	-



Private Colleges & Universities

Appropriation Category		FY 2015-16 Senate Bill 2500				FY 2015-2016 House Bill 5001				FY 2015-16 Senate Offer # 1			
		GR	Other Trust	Total	Non-Rec	GR	Other Trust	Total	Non-Rec	GR	Other Trust	Total	Non-Rec
42a	Restore Nonrecurring - UM Institute for Cuban and Cuban-American Studies			-	-	250,000		250,000	250,000			-	-
42b	UM- Institute for Cuban and Cuban-American Studies Assimilating Elderly Cubans in Florida into the New Information and Communication Technology Era			-	-	280,000		280,000	280,000			-	-
42c	Embry Riddle - Aerospace Academy	3,500,000		3,500,000	-			-	-	588,198		588,198	588,198
43				-	-			-	-			-	-
44	TOTAL, G/A-PRIVATE COLLEGES & UNIVERSITIES	8,500,000	-	8,500,000	-	5,530,000	-	5,530,000	530,000	5,588,198	-	5,588,198	588,198
45													
46	FLA RESIDENT ACCESS GRANT	112,359,000		112,359,000	-	112,359,000		112,359,000	-	112,359,000		112,359,000	-
46a	Estimating Conference Enrollment Increase			-	-	2,910,000		2,910,000	-			-	-
46b	Increase in Award Amount (\$100 per student)			-	-	3,842,300		3,842,300	-			-	-
47				-	-			-	-			-	-
48	TOTAL, FLA RESIDENT ACCESS GRANT	112,359,000	-	112,359,000	-	119,111,300	-	119,111,300	-	112,359,000	-	112,359,000	-
49													
50	NOVA SOUTHEASTERN UNIVERSITY - HEALTH PROGRAMS	4,734,749		4,734,749	-	4,734,749		4,734,749	-	4,734,749		4,734,749	-
51	Deduct Prior Year Nonrecurring	(500,000)		(500,000)	-	(500,000)		(500,000)	-	(500,000)		(500,000)	-
51a	Clinical Rotations in Rural and Underserved Areas			-	-	100,000		100,000	100,000			-	-
52				-	-			-	-			-	-
53	TOTAL, NOVA SOUTHEASTERN - HEALTH PROGRAMS	4,234,749	-	4,234,749	-	4,334,749	-	4,334,749	100,000	4,234,749	-	4,234,749	-
54													
55	G/A-LECOM / FL - HLTH PRGS	1,691,010		1,691,010	-	1,691,010		1,691,010	-	1,691,010		1,691,010	-
56				-	-			-	-			-	-
57	TOTAL G/A-LECOM / FL - HEALTH PRGS	1,691,010	-	1,691,010	-	1,691,010	-	1,691,010	-	1,691,010	-	1,691,010	-
58													
59	TOTAL, PRIVATE COLLEGES AND UNIVERSITIES	149,249,302	-	149,249,302	-	152,891,693	-	152,891,693	1,152,087	146,337,500	-	146,337,500	2,088,198

# Student Financial Aid - State

Appropriation Category		FY 2015-16 Senate Bill 2500					FY 2015-2016 House Bill 5001					FY 2015-16 Senate Offer # 1				
		GR	EETF	Other Trust	Total	Non-Rec	GR	EETF	Other Trust	Total	Non-Rec	GR	EETF	Other Trust	Total	Non-Rec
1	G/A-FL BRIGHT FUTURES/PROG		268,191,952		268,191,952	-		268,191,952		268,191,952	-		268,191,952		268,191,952	-
1a	Estimating Conference Enrollment Reduction		(26,391,952)		(26,391,952)	-		(26,391,952)		(26,391,952)	-		(26,391,952)		(26,391,952)	-
2																
3	TOTAL, G/A-FL BRIGHT FUTURES/PROG	-	239,800,000	-	239,800,000	-	-	239,800,000	-	239,800,000	-	-	239,800,000	-	239,800,000	-
4																
5	G/A-FL NATIONAL MERIT/PROG	2,870,820			2,870,820	-	2,870,820			2,870,820	-	2,870,820			2,870,820	-
5a	Increased Enrollment	5,509,112			5,509,112	-	4,298,042			4,298,042	-	5,509,112			5,509,112	-
5b	Program Name Change SB 948 - Deduct	(8,379,932)			(8,379,932)	-					-	(8,379,932)			(8,379,932)	-
6																
7	TOTAL, G/A-NATIONAL MERIT PROG	-	-	-	-	-	7,168,862	-	-	7,168,862	-	-	-	-	-	-
8																
8a	G/A BENACQUISTO SCHOLARSHIP PROGRAM				-	-				-	-				-	-
8b	Program Name Change SB 948 - Add	8,379,932			8,379,932	-				-	-	8,379,932			8,379,932	-
8c																
8d	TOTAL, BENACQUISTO SCHOLARSHIP PROGRAM	8,379,932	-	-	8,379,932	-	-	-	-	-	-	8,379,932	-	-	8,379,932	-
8e																
9	FGIC-MATCHING GRANT PROG		5,308,663		5,308,663	-		5,308,663		5,308,663	-		5,308,663		5,308,663	-
10																
11	TOTAL, FGIC-MATCHING GRANT PROG	-	5,308,663	-	5,308,663	-	-	5,308,663	-	5,308,663	-	-	5,308,663	-	5,308,663	-
12																
13	PREPAID TUITION SCHOLARSHIP	7,000,000			7,000,000	-	7,000,000			7,000,000	-	7,000,000			7,000,000	-
14																
15	TOTAL, PREPAID TUITION SCHOLARSHIP	7,000,000	-	-	7,000,000	-	7,000,000	-	-	7,000,000	-	7,000,000	-	-	7,000,000	-
16																
16a	FLORIDA ACHIEVING A BETTER LIFE EXPERIENCE (ABLE), Inc.				-	-				-	-				-	-
16b	Florida ABLE Implementation / Administration of Florida ABLE Program (HB935)				-	-	2,166,000			2,166,000	2,166,000				-	-
16c					-	-				-	-				-	-
16d	TOTAL, FLA ACHIEVING A BETTER LIFE EXPERIENCE (ABLE), Inc.	-	-	-	-	-	2,166,000	-	-	2,166,000	2,166,000	-	-	-	-	-
16e																
17	G/A-MINORITY TECHR SCHLSRSHIP	1,000,000			1,000,000	-	1,000,000			1,000,000	-	1,000,000			1,000,000	-
18	Deduct Prior Year Nonrecurring	(82,202)			(82,202)	-	(82,202)			(82,202)	-	(82,202)			(82,202)	-
19																
20	TOTAL, G/A-MINORITY TEACHER SCHOLARSHIP	917,798			917,798	-	917,798			917,798	-	917,798			917,798	-
21																
22	G/A-NURSING STUDENT LOAN REIMBURSEMENT/SCHOLARSHIP			929,006	929,006	-			929,006	929,006	-			929,006	929,006	-
22a	Workload - Nursing Student Loan Forgiveness Program				-	-			200,000	200,000	-			200,000	200,000	-
22b	Realignment of Operating Expenditures - Add			5,000	5,000	-			5,000	5,000	-			5,000	5,000	-
23																
24	TOTAL, G/A-NURSING STUDENT REIMB/SCHOLARSHIP	-	-	934,006	934,006	-	-	-	1,134,006	1,134,006	-	-	-	1,134,006	1,134,006	-
25																
26	M MCLEOD BETHUNE SCHOLAR	160,500		160,500	321,000	-	160,500		160,500	321,000	-	160,500		160,500	321,000	-
27																
28	TOTAL, M MCLEOD BETHUNE SCHOLAR	160,500	-	160,500	321,000	-	160,500	-	160,500	321,000	-	160,500	-	160,500	321,000	-
29																
30	STUDENT FINANCIAL AID				-	-				-	-				-	-
31	Allocation Amounts:				-	-				-	-				-	-
32	FSAG - Public	49,736,088	55,100,892	9,688,263	114,525,243	-	49,736,088	55,100,892	9,688,263	114,525,243	-	49,736,088	55,100,892	9,688,263	114,525,243	-
33	FSAG - Private	18,439,527			18,439,527	-	18,439,527			18,439,527	-	18,439,527			18,439,527	-
34	FSAG - Postsecondary	12,881,651			12,881,651	-	12,881,651			12,881,651	-	12,881,651			12,881,651	-
35	FSAG - Career Education	2,500,556			2,500,556	-	2,500,556			2,500,556	-	2,500,556			2,500,556	-
36	Children/Spouses of Deceased/Disabled Veterans	3,115,690			3,115,690	-	3,115,690			3,115,690	-	3,115,690			3,115,690	-
37	Florida Work Experience	1,569,922			1,569,922	-	1,569,922			1,569,922	-	1,569,922			1,569,922	-
38	Rosewood Family Scholarships	256,747			256,747	-	256,747			256,747	-	256,747			256,747	-
39	Honorably Discharged Graduate Assistance Program	1,000,000			1,000,000	-	1,000,000			1,000,000	-	1,000,000			1,000,000	-
40	Deduct Prior Year Nonrecurring	(1,000,000)			(1,000,000)	-	(1,000,000)			(1,000,000)	-	(1,000,000)			(1,000,000)	-
40a	Fund Shift from EETF to GR Based on Estimating Conference	2,385,582	(2,385,582)		-	-	2,236,011	(2,236,011)		-	-	2,385,582	(2,385,582)		-	-
40b	Workload - Children and Spouses of Deceased/Disabled Veterans (CSDDV)	146,647		206,750	353,397	206,750			353,397	353,397	353,397			353,397	353,397	353,397
40c	Increase Need Based FSAG - Postsecondary (\$221,559) Career Educ (\$78,441)				-	-			266,527	266,527	266,527			300,000	300,000	300,000
40d	Increase Need Based FSAG				-	-	6,251,633		146,500	6,398,133	-			97,099	97,099	-
40e	Honorably Discharged Graduate Assistance Program	1,000,000			1,000,000	-				-	-	1,000,000			1,000,000	-
41																
42	TOTAL, STUDENT FINANCIAL AID	92,032,410	52,715,310	9,895,013	154,642,733	206,750	96,987,825	52,864,881	10,454,687	160,307,393	619,924	91,885,763	52,715,310	10,438,759	155,039,832	653,397
43																
44	JOSE MARTI SCH CHALL GRANT	50,000		50,000	100,000	-	50,000		50,000	100,000	-	50,000		50,000	100,000	-
44a	Increase Budget Authority													21,541	21,541	-

Student Financial Aid - State

Appropriation Category		FY 2015-16 Senate Bill 2500					FY 2015-2016 House Bill 5001					FY 2015-16 Senate Offer # 1				
		GR	EETF	Other Trust	Total	Non-Rec	GR	EETF	Other Trust	Total	Non-Rec	GR	EETF	Other Trust	Total	Non-Rec
					-	-				-	-				-	-
46	TOTAL, JOSE MARTI SCH CHALL GRANT	50,000	-	50,000	100,000	-	50,000	-	50,000	100,000	-	50,000	-	71,541	121,541	-
47																
48	TRANSFER/FL EDUCATION FUND	3,000,000			3,000,000	-	3,000,000			3,000,000	-	3,000,000			3,000,000	-
49	Deduct Prior Year Nonrecurring	(500,000)			(500,000)	-	(500,000)			(500,000)	-	(500,000)			(500,000)	-
49a	Restore Nonrecurring - McKnight Doctoral Fellowship Program				-	-	500,000			500,000	500,000				-	-
50					-	-				-	-				-	-
51	TOTAL, TRANSFER/FL EDUCATION FUND	2,500,000	-	-	2,500,000	-	3,000,000	-	-	3,000,000	500,000	2,500,000	-	-	2,500,000	-
52																
53	TOTAL, STUDENT FINANCIAL AID STATE	111,040,640	297,823,973	11,039,519	419,904,132	206,750	117,450,985	297,973,544	11,799,193	427,223,722	3,285,924	110,893,993	297,823,973	11,804,806	420,522,772	653,397




# Student Financial Aid - Federal

Appropriation Category		FY 2015-16 Senate Bill 2500				FY 2015-2016 House Bill 5001				FY 2015-16 Senate Offer # 1			
		GR	Other Trust	Total	Non-Rec	GR	Other Trust	Total	Non-Rec	GR	Other Trust	Total	Non-Rec
1	<b>G/A-COLLEGE ACCESS CHALLENGE GRANT PROGRAM</b>		600,000	600,000	-		600,000	600,000	-		600,000	600,000	-
1a	Align budget authority with federal funding		(600,000)	(600,000)	-		(600,000)	(600,000)	-		(600,000)	(600,000)	-
2			-	-	-		-	-	-		-	-	-
3	<b>TOTAL, G/A-COLLEGE ACCESS CHALLENGE GRANT</b>	-	-	-	-	-	-	-	-	-	-	-	-
4													
5	<b>STUDENT FINANCIAL AID</b>		150,000	150,000	-		150,000	150,000	-		150,000	150,000	-
5a	Align budget authority with federal funding			-	-		(50,000)	(50,000)	-		(50,000)	(50,000)	-
6			-	-	-		-	-	-		-	-	-
7	<b>TOTAL, STUDENT FINANCIAL AID</b>	-	150,000	150,000	-	-	100,000	100,000	-	-	100,000	100,000	-
8													
9	<b>TRANSFER/DEFAULT FEES</b>		15,000	15,000	-		15,000	15,000	-		15,000	15,000	-
9a	Align budget authority with federal funding			-	-		(10,000)	(10,000)	-		(10,000)	(10,000)	-
10			-	-	-		-	-	-		-	-	-
11	<b>TOTAL, TRANSFER/DEFAULT FEES</b>	-	15,000	15,000	-	-	5,000	5,000	-	-	5,000	5,000	-
12													
13	<b>TOTAL, STUDENT FINANCIAL AID - FEDERAL</b>	-	165,000	165,000	-	-	105,000	105,000	-	-	105,000	105,000	-

# Board of Governors

Appropriation Category	FY 2015-16 Senate Bill 2500					FY 2015-2016 House Bill 5001					FY 2015-16 Senate Offer # 1				
	FTE	GR	Other Trust	Total	Non-Rec	FTE	GR	Other Trust	Total	Non-Rec	FTE	GR	Other Trust	Total	Non-Rec
SALARIES AND BENEFITS	63.00	5,630,056	699,248	6,329,304	-	63.00	5,630,056	699,248	6,329,304	-	63.00	5,630,056	699,248	6,329,304	-
TOTAL, SALARIES AND BENEFITS	63.00	5,630,056	699,248	6,329,304	-	63.00	5,630,056	699,248	6,329,304	-	63.00	5,630,056	699,248	6,329,304	-
OTHER PERSONAL SERVICES		51,310	20,785	72,095	-		51,310	20,785	72,095	-		51,310	20,785	72,095	-
TOTAL, OTHER PERSONAL SERVICES		51,310	20,785	72,095	-		51,310	20,785	72,095	-		51,310	20,785	72,095	-
EXPENSES		737,967	271,799	1,009,766	-		737,967	271,799	1,009,766	-		737,967	271,799	1,009,766	-
Deduct Prior Year Nonrecurring		(22,638)		(22,638)	-		(22,638)		(22,638)	-		(22,638)		(22,638)	-
TOTAL, EXPENSES		715,329	271,799	987,128	-		715,329	271,799	987,128	-		715,329	271,799	987,128	-
OPERATING CAPITAL OUTLAY		11,782	5,950	17,732	-		11,782	5,950	17,732	-		11,782	5,950	17,732	-
TOTAL, OPERATING CAPITAL OUTLAY		11,782	5,950	17,732	-		11,782	5,950	17,732	-		11,782	5,950	17,732	-
CONTRACTED SERVICES		740,127	23,000	763,127	-		740,127	23,000	763,127	-		740,127	23,000	763,127	-
Deduct Prior Year Nonrecurring		(500,000)		(500,000)	-		(500,000)		(500,000)	-		(500,000)		(500,000)	-
TOTAL, CONTRACTED SERVICES		240,127	23,000	263,127	-		240,127	23,000	263,127	-		240,127	23,000	263,127	-
RISK MANAGEMENT INSURANCE		15,027		15,027	-		15,027		15,027	-		15,027		15,027	-
TOTAL, TR/DMS/HR SVCS/STW CONTRCT		15,027	-	15,027	-		15,027	-	15,027	-		15,027	-	15,027	-
TR/DMS/HR SVCS/STW CONTRCT		17,295	4,363	21,658	-		17,295	4,363	21,658	-		17,295	4,363	21,658	-
TOTAL, TR/DMS/HR SVCS/STW CONTRCT		17,295	4,363	21,658	-		17,295	4,363	21,658	-		17,295	4,363	21,658	-
NORTHWEST REGIONAL DC		21,562		21,562	-		21,562		21,562	-		21,562		21,562	-
Increased Workload for Data Center to Support Agency		108,129		108,129	-		101,954		101,954	-		108,129		108,129	-
TOTAL, NORTHWEST REGIONAL DC		129,691	-	129,691	-		123,516	-	123,516	-		129,691	-	129,691	-
TOTAL, BOARD OF GOVERNORS	63.00	6,810,617	1,025,145	7,835,762	-	63.00	6,804,442	1,025,145	7,829,587	-	63.00	6,810,617	1,025,145	7,835,762	-
SALARY RATE ADJUSTMENTS				4,734,791	-				4,734,791	-				4,734,791	-
BOG Salary Rate Increases					-				50,000	-					-
TOTAL, SALARY RATE ADJUSTMENTS		-	-	4,734,791	-		-	-	4,784,791	-		-	-	4,734,791	-



**Conference Committee on  
Senate Subcommittee on Education Appropriations/House Subcommittee on  
Education Appropriations**

**Senate Offer #1**

**Proviso**

**Saturday, June 6, 2015  
11:00 a.m.**

**Pat Thomas Committee Room (412 Knott)**



# DRAFT

## 2015-2016 Budget Conference Education Appropriations - Proviso Differences

Item	SA	Proviso Issue	Senate Bill 2500	House Bill 5001	Senate Offer #1
1		Intro Language	Funds provided in sections 1 and 2 of this act as Grants and Aids-Special Categories or as Grants and Aids-Aid to Local Governments may be advanced quarterly throughout the fiscal year based on projects, grants, contracts, and allocation conference documents. Of the funds provided in Specific Appropriations 62, 65 through 73, and 146, 60 percent of general revenue shall be released at the beginning of the first quarter and the balance at the beginning of the third quarter.	Funds provided in sections 1 and 2 of this act as Grants and Aids-Special Categories or as Grants and Aids-Aid to Local Governments may be advanced quarterly throughout the fiscal year based on projects, grants, contracts, and allocation conference documents. Of the funds provided in Specific Appropriations 4, 5, 6, 62, 65, 66 through 73, and 146, 60 percent shall be released at the beginning of the first quarter and the balance at the beginning of the third quarter.	Maintain Senate Position.
2	10	Workforce Development	Funds in Specific Appropriation 10 are allocated in Specific Appropriation 118. These funds are provided for school district workforce education programs as defined in section 1004.02(25), Florida Statutes.	Funds in Specific Appropriation 10 are allocated in Specific Appropriation 118. These funds are provided for school district workforce education programs as defined in section 1004.02(26), Florida Statutes.	Maintain Senate Position.
3	11	Florida College System Lottery Funds	<p>The funds in Specific Appropriation 11 shall be allocated as follows:</p> <p>Eastern Florida State College..... 9,243,601</p> <p>Broward College..... 18,563,942</p> <p>College of Central Florida..... 4,894,544</p> <p>Chipola College..... 2,864,087</p> <p>Daytona State College..... 11,113,162</p> <p>Florida SouthWestern State College..... 6,765,992</p> <p>Florida State College at Jacksonville..... 16,708,501</p> <p>Florida Keys Community College..... 1,421,045</p> <p>Gulf Coast State College..... 4,682,066</p> <p>Hillsborough Community College..... 12,568,726</p> <p>Indian River State College..... 10,268,469</p> <p>Florida Gateway College..... 2,908,058</p> <p>Lake-Sumter State College..... 2,894,601</p> <p>State College of Florida, Manatee-Sarasota..... 4,932,457</p> <p>Miami Dade College..... 37,706,697</p> <p>North Florida Community College..... 1,572,715</p> <p>Northwest Florida State College..... 4,148,904</p> <p>Palm Beach State College..... 12,297,220</p> <p>Pasco-Hernando State College..... 6,013,093</p> <p>Pensacola State College..... 7,497,190</p> <p>Polk State College..... 5,910,492</p> <p>Saint Johns River State College..... 3,870,212</p>	Funds in Specific Appropriation 11 are allocated in Specific Appropriation 122. These funds are provided in the Florida College System Program Fund.	Maintain Senate Position.

# DRAFT

## 2015-2016 Budget Conference Education Appropriations - Proviso Differences

Item	SA	Proviso Issue	Senate Bill 2500	House Bill 5001	Senate Offer #1
			Saint Petersburg College..... 14,934,524 Santa Fe College..... 7,737,107 Seminole State College of Florida..... 8,357,450 South Florida State College..... 3,433,156 Tallahassee Community College..... 6,851,244 Valencia College..... 14,743,972		
4	30	Adults with Disabilities	Not in Senate Bill.	<p>Funds provided in Specific Appropriation 30 shall be distributed as follows to Florida colleges and school districts for programs serving adults with disabilities. Programs that were funded in Fiscal Year 2014-2015 are eligible for continuation funding if the program has made satisfactory progress and the application reflects effective use of resources as defined by the Department of Education. The department has the authority to redistribute any funds due to unsatisfactory progress, ineffective use of resources, or discontinued programs.</p> <p>From the funds in Specific Appropriation 30, provided that satisfactory progress was made during the 2014-2015 fiscal year, \$9,117,278 is provided for school district programs and shall be allocated as follows:</p> <p>Alachua..... 42,500            Baker..... 137,099            Bay..... 122,532            Bradford..... 44,485            Brevard..... 302,802            Broward..... 921,413            Charlotte..... 44,182            Citrus..... 95,393            Collier..... 42,500            Columbia..... 42,500            DeSoto..... 170,000</p>	Maintain Senate Position.

# DRAFT

## 2015-2016 Budget Conference Education Appropriations - Proviso Differences

Item	SA	Proviso Issue	Senate Bill 2500	House Bill 5001	Senate Offer #1
				Escambia..... 170,000 Flagler..... 535,892 Gadsden..... 272,048 Gulf..... 42,500 Hardee..... 42,500 Hernando..... 63,866 Hillsborough..... 286,884 Jackson..... 1,019,247 Jefferson..... 48,536 Lake..... 42,500 Leon..... 575,512 Martin..... 206,377 Miami-Dade..... 1,125,208 Monroe..... 65,858 Orange..... 279,548 Osceola..... 42,500 Palm Beach..... 760,481 Pasco..... 42,500 Pinellas..... 374,337 Polk..... 170,000 St. Johns..... 86,000 Santa Rosa..... 42,500 Sarasota..... 437,887 Sumter..... 42,500 Suwannee..... 60,211	



DRAFT

2015-2016 Budget Conference Education Appropriations - Proviso Differences

Item	SA	Proviso Issue	Senate Bill 2500	House Bill 5001	Senate Offer #1
				Taylor..... 59,528 Union..... 65,571 Wakulla..... 42,500 Washington..... 148,881  From the funds provided in Specific Appropriation 30, provided that satisfactory progress was made during the 2014-2015 fiscal year, \$876,206 is provided for Florida college programs and shall be allocated as follows:  College of Central Florida..... 42,500 Daytona State College..... 170,000 Florida State College at Jacksonville..... 170,000 Indian River State College..... 96,936 Pensacola State College..... 42,500 Saint Johns River State College..... 42,500 Santa Fe College..... 52,765 Seminole State College of Florida..... 46,505 South Florida State College..... 170,000 Tallahassee Community College..... 42,500	

# DRAFT

## 2015-2016 Budget Conference Education Appropriations - Proviso Differences

Item	SA	Proviso Issue	Senate Bill 2500	House Bill 5001	Senate Offer #1
			From the funds in Specific Appropriation 30, \$750,000 is provided for the Division of Vocational Rehabilitation to implement at least two projects in accordance with the pilot project established pursuant to section 413.80, Florida Statutes and is contingent upon Senate Bill 802 or similar legislation creating the Partnership for Employment of Persons with Unique Abilities becoming law.	Not in House Bill.	Modified Senate Position: <u>From the funds in Specific Appropriation 30, \$750,000 is provided for the Division of Vocational Rehabilitation to develop and implement a Partnership for Employment of Persons with Unique Abilities pilot program aimed at achieving specific, measureable performance goals for the employment of persons who have a disability. To that end, the division shall partner with one or more local, nonprofit organizations with experience assisting persons who have a disability in gaining employment. If more than one qualifying organization in the pilot areas requests a partnership agreement, the division may issue an invitation to negotiate pursuant to section 287.057(1)(c). The partner organizations must agree to performance goals established by the division based on improvement over past performance in at least the following areas:</u> <u>1) The number and percentage of individuals with open records who receive services;</u> <u>2) The number of individuals with open records who receive postsecondary workforce education pursuant to section 1004.02(25);</u> 3) <u>The number of persons earning CAPE industry certifications and CAPE postsecondary industry certifications approved pursuant to section 1008.44;</u> 4) <u>The number and percentage of cases closed due to the employment of the eligible individual; and</u> 5) <u>The proportion of full-time equivalent positions in the organization devoted to administration. The division shall report activities and results of the pilot program to the Governor, the President of the Senate, and the Speaker of the House of Representatives by May 31, 2016.</u>
5	35	Purchased Client Services/VR Performance	From the funds in Specific Appropriation 35, \$921,085 in General Revenue and \$3,403,258 in the Federal Rehabilitation Trust Fund are provided to allow the Division of Vocational Rehabilitation to fully maximize available federal funding. These funds shall be placed in budget reserve and may be released pursuant to the legislative consultation process of chapter 216, Florida Statutes, in thirds beginning with the second quarter, contingent on significant measurable quarterly progress in the following measures: (1) Average wait list time; (2) Number of persons receiving services (active cases); (3) Number and percentage of customers receiving postsecondary education; (4) Number and percentage of customers receiving CAPE industry certifications; (5) Number and percentage of customers gainfully employed; (6) Average earnings of customers at placement; and (7) Number of students receiving preemployment transition services.	Not in House Bill.	Maintain Senate Position.

# DRAFT

## 2015-2016 Budget Conference Education Appropriations - Proviso Differences

Item	SA	Proviso Issue	Senate Bill 2500	House Bill 5001	Senate Offer #1
6	41, 60, 89, 136, and 156	Northwest Regional Data Center	Not in Senate Bill.	The funds provided in Specific Appropriation XX shall not be utilized for any costs related to the potential expansion of floor space operated and managed by the Northwest Regional Data Center.	Maintain Senate Position.
7	41A	WOW Center FCO	Not in Senate Bill.	The funds in Specific Appropriation 41A are provided to the WOW Center in Miami for capital improvements.	Maintain Senate Position.
8	49	Blind Services	From the funds in Specific Appropriation 49 from the General Revenue Fund, \$50,000 is provided for the Lighthouse for the Blind - Pasco/Hernando, \$150,000 is provided for the Lighthouse for the Blind - Miami, and \$2,000,000 is provided for the Florida Association of Agencies Serving the Blind to provide statewide services to visually impaired children, ages 6 to 13.	Not in House Bill.	Modified Senate Position: From the funds in Specific Appropriation 49 from the General Revenue Fund, \$50,000 is provided for the Lighthouse for the Blind - Pasco/Hernando, and \$150,000 is provided for the Lighthouse for the Blind - Miami. In addition, \$2,000,000 is provided from General Revenue to contract with the Florida Association of Agencies Serving the Blind (FAASB) member agencies to provide statewide services to visually impaired children ages 6 to 13.
9		Private Colleges Intro Language	Prior to the disbursement of funds from Specific Appropriations 63, 63A, 64, 65A, and 65B, each institution shall submit a proposed expenditure plan to the Department of Education pursuant to the requirements of section 1011.521, Florida Statutes.	Prior to the disbursement of funds from Specific Appropriations 61, 63, 63A, 64, 65A, and 65B, each institution shall submit a proposed expenditure plan to the Department of Education pursuant to the requirements of section 1011.521, Florida Statutes.	Maintain Senate Position.



# DRAFT

## 2015-2016 Budget Conference Education Appropriations - Proviso Differences

Item	SA	Proviso Issue	Senate Bill 2500	House Bill 5001	Senate Offer #1
10	62	ABLE Grants	<p>Funds in Specific Appropriation 62 are provided for tuition assistance pursuant to section 1009.891, Florida Statutes.</p> <p>Students enrolling in an eligible institution prior to July 1, 2015, shall receive the full award amount of \$1,500.</p> <p>Eligible institutions with a federal student loan default rate below 20 percent shall provide incoming students initially enrolling after July 1, 2015, with the full award amount of \$1,500 per student.</p> <p>Eligible institutions with a federal student loan default rate between 20 percent and 24.9 percent shall provide incoming students initially enrolling after July 1, 2015, with a reduced award amount of \$1,350 per student.</p> <p>Eligible institutions with a federal student loan default rate between 25 percent and 29.9 percent shall provide incoming students initially enrolling after July 1, 2015, with a reduced award amount of \$1,200 per student.</p> <p>Eligible institutions with a federal student loan cohort default rate at or above 30 percent and institutions who do not report disaggregated loan default data to the Office of Student Financial Assistance as required in the subsequent paragraph are not authorized to report incoming students initially enrolling after July 1, 2015, for an award.</p>	<p>Funds in Specific Appropriation 62 are provided to support 3,782 qualified Florida resident students at \$1,800 per student for tuition assistance pursuant to section 1009.891, Florida Statutes.</p> <p>The Office of Student Financial Assistance may prorate the award in the second term and provide a lesser amount if the funds appropriated are insufficient to provide a full award to all eligible students. The Office of Student Financial Assistance may also reallocate funds between institutions if an eligible institution fails to reach its 2015-2016 enrollment.</p>	Maintain Senate Position.

# DRAFT

## 2015-2016 Budget Conference Education Appropriations - Proviso Differences

Item	SA	Proviso Issue	Senate Bill 2500	House Bill 5001	Senate Offer #1
			<p>Student loan cohort default rates shall be calculated in a manner consistent with the loan default calculations provided by the United States Department of Education. Institutions chartered outside of Florida shall disaggregate the data provided by the United States Department Of Education for students who attended Florida campuses and shall report the disaggregated data back to Office of Student Financial Assistance for calculation of their Florida branch student loan cohort default rate. This disaggregated data for the most recent student loan default rate must be provided to the Office of Student Financial Assistance no later than August 15. Failure to report disaggregated data will result in an institution's ineligibility to provide an ABLE award to any student.</p> <p>The Office of Student Financial Assistance may prorate the award in the second term and provide a lesser amount if the funds appropriated are insufficient to provide a full award to all eligible students. The Office of Student Financial Assistance may also reallocate funds between institutions if an eligible institution fails to reach its 2015-2016 enrollment.</p>		
11	63	Historically Black Colleges and Universities	<p>Funds in Specific Appropriation 63 shall be allocated as follows:</p> <p>Bethune-Cookman University..... 5,560,111</p> <p>Edward Waters College..... 3,929,526</p> <p>Florida Memorial University..... 3,832,048</p> <p>Library Resources..... 719,858</p>	<p>Funds in Specific Appropriation 63 shall be allocated as follows:</p> <p>Bethune-Cookman University..... 4,474,096</p> <p>Edward Waters College..... 3,329,526</p> <p>Florida Memorial University..... 3,932,048</p> <p>Library Resources..... 907,844</p> <p>Bethune-Cookman University - Petrock College of Health Sciences..... 200,000</p>	Maintain Senate Position.

# DRAFT

## 2015-2016 Budget Conference Education Appropriations - Proviso Differences

Item	SA	Proviso Issue	Senate Bill 2500	House Bill 5001	Senate Offer #1
12	63A	Academic Program Contracts	<p>Funds in Specific Appropriation 63A shall be allocated as follows:</p> <p>Beacon College - Tuition Assistance..... 250,000  Florida Institute of Technology - Space Research Institute.. 2,500,000</p> <p>From the funds in Specific Appropriation 63A, \$2,500,000 in recurring general revenue funds shall be allocated to the Florida Institute for Technology for the establishment of a space research laboratory. The laboratory shall provide the expertise and resources needed to successfully compete for space-related technology research, science missions, and payload development projects.</p>	<p>Funds in Specific Appropriation 63A are provided for Barry University's BS Nursing and MSW Social Work program.</p>	<p>Maintain Senate Position.</p>
13	64	Private Colleges	<p>Funds in Specific Appropriation 64 shall be allocated as follows:</p> <p>Embry Riddle - Aerospace Academy..... 6,500,000  Jacksonville University..... 2,000,000</p>	<p>Funds in Specific Appropriation 64 shall be allocated as follows:</p> <p>Recurring Appropriations:  Embry Riddle - Aerospace Academy..... 3,000,000  Jacksonville University..... 2,000,000</p> <p>Nonrecurring Appropriations:  University of Miami - Institute for Cuban and Cuban-American Studies..... 250,000  University of Miami - Institute for Cuban and Cuban-American Studies - Assimilating Elderly Cubans in Florida into the New Information and Communication Technology Era program..... 280,000</p>	<p>Modified Senate Position:  Funds in Specific Appropriation 64 shall be allocated as follows:</p> <p>Embry Riddle - Aerospace Academy..... 3,588,198  Jacksonville University..... 2,000,000</p>



# DRAFT

## 2015-2016 Budget Conference Education Appropriations - Proviso Differences

Item	SA	Proviso Issue	Senate Bill 2500	House Bill 5001	Senate Offer #1
14	65	FRAG	<p>Funds in Specific Appropriation 65 are provided for tuition assistance pursuant to section 1009.89, Florida Statutes.</p> <p>Students enrolling in an eligible institution prior to July 1, 2015, shall receive the full award amount of \$2,924.</p> <p>Eligible institutions with a federal student loan default rate below 20 percent shall provide incoming students initially enrolling after July 1, 2015, with the full award amount of \$2,924 per student.</p> <p>Eligible institutions with a federal student loan default rate between 20 percent and 24.9 percent shall provide incoming students initially enrolling after July 1, 2015, with a reduced award amount of \$2,632 per student.</p> <p>Eligible institutions with a federal student loan default rate between 25 percent and 29.9 percent shall provide incoming students initially enrolling after July 1, 2015, with a reduced award amount of \$2,339 per student.</p> <p>Eligible institutions with a federal student loan cohort default rate at or above 30 percent are not authorized to report incoming students initially enrolling after July 1, 2015, for an award.</p> <p>Student loan cohort default rates shall be calculated in a manner consistent with the loan default calculations provided by the United States Department of Education.</p> <p>The Office of Student Financial Assistance may prorate the award in the second term and provide a lesser amount if the funds appropriated are insufficient to provide a full award to all eligible students. The Office of Student Financial Assistance may also reallocate funds between institutions if an eligible institution fails to reach its 2015-2016 enrollment.</p>	<p>Funds in Specific Appropriation 65 are provided to support 38,423 qualified Florida resident students at \$3,100 per student for tuition assistance pursuant to section 1009.89, Florida Statutes.</p> <p>The Office of Student Financial Assistance may prorate the award in the second term and provide a lesser amount if the funds appropriated are insufficient to provide a full award to all eligible students. The Office of Student Financial Assistance may also reallocate funds between institutions if an eligible institution fails to reach its 2015-2016 enrollment.</p>	Maintain Senate Position.

# DRAFT

## 2015-2016 Budget Conference Education Appropriations - Proviso Differences

Item	SA	Proviso Issue	Senate Bill 2500	House Bill 500.L	Senate Offer #1
15	65A	Nova Southeastern	Funds are provided in Specific Appropriation 65A to support Florida residents enrolled in the Osteopathic Medicine, Optometry, Pharmacy, and Nursing programs. The university shall submit student enrollment information, by program, to the Department of Education prior to January 1, 2016.	From the funds in Specific Appropriation 65A, \$100,000 in nonrecurring general revenue is provided for Clinical Rotations in Rural and Underserved Areas.	Maintain Senate Position.
16	67A	Florida ABLE, Inc.	Not in Senate Bill.	The funds in Specific Appropriation 67A are provided to implement provisions in HB 935, or similar legislation becoming law.	Maintain Senate Position.
17	71	FSAG	<p>From the funds in Specific Appropriations 6 and 71, \$154,642,733 is provided pursuant to the following guidelines:</p> <p>Florida Student Assistance Grant - Public Full &amp; Part Time.. 114,525,243  Florida Student Assistance Grant - Private..... 18,439,527  Florida Student Assistance Grant - Postsecondary..... 12,881,651  Florida Student Assistance Grant - Career Education..... 2,500,556  Children/Spouses of Deceased/Disabled Veterans..... 3,469,087  Florida Work Experience..... 1,569,922  Rosewood Family Scholarships..... 256,747  Honorably Discharged Graduate Assistance Program..... 1,000,000</p> <p>Not in Senate Bill.</p>	<p>From the funds in Specific Appropriations 6 and 71, the sum of \$160,307,393 is provided for student financial assistance.</p> <p>For the following grant programs, \$153,289,336 is provided from recurring funds pursuant to the following guidelines:</p> <p>Florida Student Assistance Grant - Public Full &amp; Part Time.. 114,525,243  Florida Student Assistance Grant - Private..... 18,439,527  Florida Student Assistance Grant - Postsecondary..... 12,881,651  Florida Student Assistance Grant - Career Education..... 2,500,556  Children/Spouses of Deceased/Disabled Veterans..... 3,115,690  Florida Work Experience..... 1,569,922  Rosewood Family Scholarships..... 256,747</p> <p>For the following grant programs, \$619,924 is provided from nonrecurring funds in the State Student Financial Assistance Trust Fund pursuant to the following guidelines:</p> <p>Florida Student Assistance Grant - Postsecondary..... 196,838  Florida Student Assistance Grant - Career Education..... 69,689  Children/Spouses of Deceased/Disabled Veterans..... 353,397</p>	<p>Modified Senate Position:  <u>From the funds in Specific Appropriations 6 and 71, the sum of \$155,039,833 is provided for student financial assistance.</u></p> <p>For the following grant programs, <u>\$154,289,336</u> is provided from recurring funds pursuant to the following guidelines:</p> <p>Florida Student Assistance Grant - Public Full &amp; Part Time.. 114,525,243  Florida Student Assistance Grant - Private..... 18,439,527  Florida Student Assistance Grant - Postsecondary..... 12,881,651  Florida Student Assistance Grant - Career Education..... 2,500,556  Children/Spouses of Deceased/Disabled Veterans..... 3,115,690  Florida Work Experience..... 1,569,922  Rosewood Family Scholarships..... 256,747  Honorably Discharged Graduate Assistance Program..... 1,000,000</p> <p>Modified House Position:  For the following grant programs, \$750,496 is provided from funds in the State Student Financial Assistance Trust Fund pursuant to the following guidelines:</p> <p>Florida Student Assistance Grant - Public..... 89,388  Florida Student Assistance Grant - Private..... 4,827  Florida Student Assistance Grant - Postsecondary..... 223,762  Florida Student Assistance Grant - Career Education..... 79,122  Children/Spouses of Deceased/Disabled Veterans..... 353,397</p>

# DRAFT

## 2015-2016 Budget Conference Education Appropriations - Proviso Differences

Item	SA	Proviso Issue	Senate Bill 2500	House Bill 5001	Senate Offer #1
			<p>Not in <b>Senate Bill</b>.</p> <p>Funds provided in Specific Appropriation 71 for the Honorably Discharged Graduate Assistance Program are provided for supplemental need-based veteran educational benefits. Funds shall be used to assist in the payment of living expenses during holiday and semester breaks for active duty and honorably discharged members of the Armed Forces who served on or after September 11, 2001.</p> <p>Institutions that received state funds in Fiscal Year 2014-2015 for student scholarships or grants administered by the Office of Student Financial Assistance shall report federal loan information to the Department of Education (DOE) prior to September 1, 2015, in a format prescribed by DOE. This information shall include, by institution, the total federal loan amounts disbursed and total number of students who received federal loans.</p>	<p>From the funds in Specific Appropriation 71, \$6,398,133 is provided to increase need-based student financial aid to students who demonstrated financial need, but did not receive a Florida Assistance Grant (FSAG) in the prior year. Demonstrated financial need must be based on the completion of the Free Application for Federal Student Assistance (FAFSA), and in accordance with the maximum expected family contribution (EFC) set by the Office of Student Financial Assistance and used by institutions in determining FSAG awards. Awards shall be provided to students who, after all other financial awards, scholarships and Prepaid tuition accounts have been considered, have unmet need. The \$6,398,133 shall be allocated as follows:</p> <p>Public Institutions - Full &amp; Part Time..... 5,890,046  Private Institutions - Full Time..... 318,083  Private Postsecondary Institutions..... 145,138  Public Career Education Institutions..... 44,866</p> <p>Not in House Bill.</p> <p>Institutions that received state funds in Fiscal Year 2014-2015 for student scholarships or grants administered by the Office of Student Financial Assistance shall report federal loan information to the Department of Education (DOE) prior to September 1, 2015, in a format prescribed by DOE. This information shall include, by institution, the total federal loan amounts disbursed and total number of students who received federal loans. Additionally, in a format prescribed by DOE, each institution shall report all grants, scholarships, and awards to students who apply for and/or receive state-funded tuition assistance and aid.</p>	<p>Maintain Senate Position.</p> <p>Maintain Senate Position.</p> <p>Accept House Position.</p>



# DRAFT

## 2015-2016 Budget Conference Education Appropriations - Proviso Differences

Item	SA	Proviso Issue	Senate Bill 2500	House Bill 5001	Senate Offer #1
18	81	Partnership for School Readiness	<p>From the funds in Specific Appropriation 81 in the Welfare Transition Trust Fund, \$1,400,000 is provided for the Home Instruction Program for Pre-School Youngsters (HIPPY).</p> <p>From the funds in Specific Appropriation 81, \$15,000,000 shall be used for the Child Care Executive Partnership Program, as defined in section 1002.94, Florida Statutes, as match to expand the provision of services to low income families at or below 200 percent of the federal poverty level. Funds for this program shall be used to match funds for statewide contracts.</p> <p>From the funds in Specific Appropriation 81, \$11,988,097 is provided for the Redlands Christian Migrant Association (RCMA) to provide direct services to children eligible for the School Readiness program.</p>	<p>From the funds in Specific Appropriation 81, \$3,900,000 is provided for the Home Instruction Program for Pre-School Youngsters (HIPPY) of which \$1,400,000 is from the Welfare Transition Trust Fund and \$2,500,000 is from the Child Care and Development Block Grant Trust Fund. The \$2,500,000 is provided to the HIPPY program to deliver high quality school readiness curriculum directly to parents so they may strengthen the cognitive and early literacy skills of at risk children. Early learning coalitions will work with HIPPY program staff to identify participant families based on poverty, parents' limited education, and willingness to actively participate in all aspects of the HIPPY program.</p> <p>From the funds in Specific Appropriation 81, \$15,000,000 is provided for the Child Care Executive Partnership, of which \$4,393,695 is from the General Revenue Fund and \$10,606,305 is from the Child Care and Development Block Grant Trust Fund. The funds shall be used for the Child Care Executive Partnership Program, as defined in section 1002.94, Florida Statutes, as match to expand the provision of services to low income families at or below 200 percent of the federal poverty level. Funds for this program shall be used to match funds for statewide contracts.</p> <p>From the funds in Specific Appropriation 81, \$12,100,000 is provided to the Redlands Christian Migrant Association (RCMA) of which \$3,508,331 is from the General Revenue Fund, \$8,580,955 is from the Child Care and Development Block Grant Trust Fund, and \$10,714 is from the Federal</p>	<p>Accept House Position.</p> <p>Accept House Position.</p> <p>Accept House Position.</p>

# DRAFT

## 2015-2016 Budget Conference Education Appropriations - Proviso Differences

Item	SA	Proviso Issue	Senate Bill 2500	House Bill 5001	Senate Offer #1
			<p>From the funds in Specific Appropriation 81, \$3,500,000 from the Child Care and Development Block Grant Trust Fund is provided for an Early Learning Performance Funding Pilot Project. The provisions for the pilot program will be developed with input from a workgroup chosen and coordinated by the Office of Early Learning. The eligible participants of the workgroup shall include the Executive Director of the Office of Early Learning, two representatives from early learning coalitions, of which one must represent a multi-county coalition, two representatives from private provider organizations, of which one must be faith-based, two representatives from organizations that provide match funding to the early learning system which may not be from the same organization as any of the members above. Early Learning Coalitions chosen to participate in the pilot program must be selected by the workgroup in order to provide statewide representation and must meet benchmarks determined by the workgroup. The funding shall be held in reserve until a budget amendment is approved by the Legislative Budget Commission. The budget amendment shall include an allocation of the funding to the early learning coalitions based on a methodology to award child care providers and instructors for improving School Readiness program outcomes. The allocation methodology must include provisions for 1) a funding differential incentive for high need populations; 2) a professional</p>	<p>Grants Trust Fund. The funds are provided for the RCMA to provide direct services to children eligible for the School Readiness program.</p> <p>From the funds in Specific Appropriation 81, \$10,500,000 from the Child Care and Development Block Grant Trust Fund is provided for Year 2 of an Early Learning Performance Funding Pilot Project as set forth in Budget Amendment EOG #B2014-B0042 and approved by the Legislative Budget Commission on September 10, 2014.</p>	<p>Accept House Position.</p>

DRAFT

2015-2016 Budget Conference Education Appropriations - Proviso Differences

Item	SA	Proviso Issue	Senate Bill 2500	House Bill 5001	Senate Offer #1
			<p>development system to significantly improve instructor quality; 3) a research-based observational system to significantly improve instructor interactions with children; and 4) alignment to Early Learning Florida to provide consistency in technical assistance and to significantly improve instructor quality. The budget amendment shall be submitted by the Office of Early Learning to the Executive Office of the Governor no later than July 15, 2015.</p> <p>Not in Senate Bill.</p> <p>Not in Senate Bill.</p>	<p>From the funds in Specific Appropriation 81, \$2,000,000 from the Child Care and Development Block Grant Trust Fund is provided for the continued implementation of the University of Florida Lastinger Center Online Early Learning Professional Development System to provide early learning coalitions and providers with a system of professional development that significantly improves child care instructor quality.</p> <p>From the funds in Specific Appropriation 81, \$2,000,000 from the General Revenue Fund is provided to the Florida Developmental Disabilities Council to expand the Help Me Grow Florida Network. The network shall be expanded to connect children and families with information, resources, and developmental services to enhance the health, behavior, learning and development of young children.</p>	<p>Accept House Position.</p> <p>Maintain Senate Position.</p>



# DRAFT

## 2015-2016 Budget Conference Education Appropriations - Proviso Differences

Item	SA	Proviso Issue	Senate Bill 250G	House Bill 5001	Senate Offer #1
			<p>Not in Senate Bill.</p> <p>Not in Senate Bill.</p> <p>From the funds in Specific Appropriation 81, \$1,000,000 from the General Revenue Fund is provided to the Duval Guiding Stars Pilot Program.</p>	<p>From the funds in Specific Appropriation 81, \$100,000 from the General Revenue Fund is provided for the Little Havana Activities and Nutrition Centers Child Care Program to be used to provide a subsidy for children who receive child day care services.</p> <p>From the funds in Specific Appropriation 81, \$110,000 from the Child Care and Development Block Grant Trust Fund is provided for the Literacy Jump Start Program in St. Lucie County to provide at-risk academically challenged pre-school children, residing within high risk federally subsidized housing, a chance at success. The children will be immersed with a strong support system and an instructional approach designed to foster emergent literacy skills. This will be accomplished via (a) early literacy development in participating children; (b) parent engagement and literacy development; and (c) care coordination to ensure a smooth transition to voluntary prekindergarten and kindergarten.</p> <p>Not in House Bill.</p>	<p>Maintain Senate Position.</p> <p>Accept House Position.</p> <p>Maintain Senate Position.</p>
19	82	School Readiness Nonrecurring Funds	Each early learning coalition receiving funds under Specific Appropriation 82 must sign a memorandum of understanding with the Office of Early Learning acknowledging that a portion of this funding is nonrecurring for which the state is under no obligation to provide in subsequent fiscal years. This memorandum of understanding must include a provision that requires each early learning coalition to provide written notice to families receiving assistance through nonrecurring funds that their assistance is temporary and will not be funded in subsequent years.	Not in House Bill.	Accept House Position.

# DRAFT

## 2015-2016 Budget Conference Education Appropriations - Proviso Differences

Item	SA	Proviso Issue	Senate Bill 2500	House Bill 5001	Senate Offer #1
20	84	Early Learning Standards and Accountability	<p>From the funds in Specific Appropriation 84, \$1,600,000 shall be used to purchase and implement the Voluntary Prekindergarten research-based pre- and post-assessment. The instrument must assess all domains as identified in the 2011 "Florida Early Learning and Developmental Standards for Four-Year-Olds", to the maximum extent possible, and provide valid and reliable data to measure student learning gains.</p> <p>From the funds in Specific Appropriation 84, \$2,858,892 is provided to the Office of Early Learning to implement Voluntary Prekindergarten accountability standards, as required by section 1002.67, Florida Statutes, including the maintenance of the website. These funds shall also be distributed to Voluntary Prekindergarten providers, early learning coalitions and school districts to support the continued implementation of the Voluntary Prekindergarten Progress Monitoring Assessment developed by the Department of Education in collaboration with the Florida Center for Reading Research and for professional development opportunities and online training for Voluntary Prekindergarten providers with a focus on emergent literacy and mathematical thinking.</p>	<p>From the funds in Specific Appropriation 84, \$2,306,333 shall be used to purchase and implement the Voluntary Prekindergarten research-based pre- and post-assessment. The instrument must assess all domains as identified in the 2011 "Florida Early Learning and Developmental Standards for Four-Year-Olds", to the maximum extent possible, and provide valid and reliable data to measure student learning gains.</p> <p>From the funds in Specific Appropriation 84, \$2,152,559 is provided to the Office of Early Learning to implement Voluntary Prekindergarten accountability standards, as required by section 1002.67, Florida Statutes, including the maintenance of the website. These funds shall also be distributed to Voluntary Prekindergarten providers, early learning coalitions and school districts to support the continued implementation of the Voluntary Prekindergarten Progress Monitoring Assessment developed by the Department of Education in collaboration with the Florida Center for Reading Research and for professional development opportunities and online training for Voluntary Prekindergarten providers with a focus on emergent literacy and mathematical thinking.</p>	<p><b>Modified Senate Position:</b>  <del>From</del> The funds in Specific Appropriation 84, <del>\$1,600,000</del> shall be used to purchase and implement the Voluntary Prekindergarten research-based pre- and post-assessment. The instrument must <del>assess</del> all domains as identified in the 2011 "Florida Early Learning and Developmental Standards for Four-Year-Olds", to the maximum extent possible, and provide valid and reliable data to measure student learning gains.</p> <p><u>In addition,</u> <del>From</del> the funds in Specific Appropriation 84, <del>\$2,858,892</del> <u>is</u> <del>are</del> provided to the Office of Early Learning to implement Voluntary Prekindergarten accountability standards, as required by section 1002.67, Florida Statutes, including the maintenance of the website. These funds shall also be distributed to Voluntary Prekindergarten providers, early learning coalitions and school districts to support the continued implementation of the Voluntary Prekindergarten Progress Monitoring Assessment developed by the Department of Education in collaboration with the Florida Center for Reading Research and for professional development opportunities and online training for Voluntary Prekindergarten providers with a focus on emergent literacy and mathematical thinking.</p>
21	86	VPK	Funds in Specific Appropriation 86 are provided for the Voluntary Prekindergarten Education Program as provided in sections 1002.51 through 1002.79, Florida Statutes, and shall be initially allocated to Early Learning Coalitions as indicated below. Pursuant to the provisions of section 1002.71(3)(a), Florida Statutes, for Fiscal Year 2015-2016, the base student allocation per full-time equivalent student for the school year program shall be \$2,437 and the base student allocation for the summer program shall be \$2,080. The allocation includes four percent in addition to the base student allocation to fund administrative and other program costs of the early learning coalitions related to the Voluntary Prekindergarten Education Program.	Funds in Specific Appropriation 86 are provided for the Voluntary Prekindergarten Education Program as provided in sections 1002.51 through 1002.79, Florida Statutes, and shall be initially allocated to Early Learning Coalitions as indicated below. Pursuant to the provisions of section 1002.71(3)(a), Florida Statutes, for Fiscal Year 2015-2016, the base student allocation per full-time equivalent student for the school year program shall be \$2,480 and the base student allocation for the summer program shall be \$2,116. The allocation includes four percent in addition to the base student allocation to fund administrative and other program costs of the early learning coalitions related to the Voluntary Prekindergarten Education Program.	Maintain Senate Position.

# DRAFT

## 2015-2016 Budget Conference Education Appropriations - Proviso Differences

Item	SA	Proviso Issue	Senate Bill 2500	House Bill 5001	Senate Offer #1
22		Non-FEFP Intro Language	<p>Of the funds provided for regional education consortium programs and school district matching grants in Specific Appropriations 99 and 103, 60 percent shall be released to the Department of Education at the beginning of the first quarter and the balance at the beginning of the third quarter. The Department of Education shall disburse the funds to eligible entities within 30 days of release.</p> <p>Not in Senate Bill.</p> <p>Funds provided in Specific Appropriations 94 through 108, excluding 100, shall only be used to serve Florida students.</p>	<p>Of the funds provided for regional education consortium programs and school district matching grants in Specific Appropriations 92, 99 and 103, 60 percent shall be released to the Department of Education at the beginning of the first quarter and the balance at the beginning of the third quarter. The Department of Education shall disburse the funds to eligible entities within 30 days of release.</p> <p>Of the funds provided for personal learning scholarship accounts in Specific Appropriation 105, 100 percent shall be released to the Department of Education at the beginning of the first quarter.</p> <p>Funds provided in Specific Appropriations 92 through 108, excluding 100 and 101, shall only be used to serve Florida students.</p>	<p>Maintain Senate Position.</p> <p>Modified House Position. See Item 28.</p> <p>Maintain Senate Position.</p>
23	95	AVID	<p>From the funds in Specific Appropriation 95, \$500,000 is provided to implement a pilot program to reward success of students in need of assistance to become college ready and enrolled in the Advancement Via Individual Determination (AVID) elective class who performed in rigorous coursework during the 2014-2015 school year. School districts shall report student enrollments from the 2014-2015 school year in the AVID elective during the October student membership survey. Each school district shall be rewarded \$325 per full-time equivalent student enrolled in the AVID elective who also receives a score of 4 or higher on an International Baccalaureate subject examination; score of E or higher on an Advanced International Certificate of Education subject examination; score of 3 or higher on the College Board Advanced Placement Examination; or, for students in grades 6-8, receives a passing score on the algebra end of course examination. Each school district shall allocate the funds received from this bonus award funding to the school whose students generate the funds. Funds shall be expended solely for the payment of costs associated with the school's AVID system which include annual membership fees; professional development and training for program coordinators, teachers, and tutors; instructional supplies and materials; and compensation for tutors. Funds shall be awarded to the school districts no later than January 1, 2016. If the total bonus amount is greater than the funds provided in this appropriation, then each district's amount shall be prorated based on the number of students who earned qualifying scores in each district.</p>	<p>From the funds in Specific Appropriation 95, \$700,000 is provided to implement a program to reward success of students in need of assistance to become college ready and enrolled in the Advancement Via Individual Determination (AVID) elective class who performed in rigorous coursework during the 2014-2015 school year. School districts shall report student enrollments from the 2014-2015 school year in the AVID elective during the October student membership survey. Each school district shall be rewarded \$325 per full-time equivalent student enrolled in the AVID elective who also receives a score of 4 or higher on an International Baccalaureate subject examination; score of E or higher on an Advanced International Certificate of Education subject examination; score of 3 or higher on the College Board Advanced Placement Examination; or, for students in grades 6-8, receives a passing score on the algebra end of course examination. Each school district shall allocate the funds received from this bonus award funding to the school whose students generate the funds. Funds shall be expended solely for the payment of costs associated with the school's AVID system which include annual membership fees; professional development and training for program coordinators, teachers, and tutors; and compensation for tutors. Funds shall be awarded to the school districts no later than January 1, 2016. If the total bonus amount is greater than the funds provided in this appropriation, then each district's amount shall be prorated based on the number of students who earned qualifying scores in each district.</p>	<p>Maintain Senate Position.</p>



# DRAFT

## 2015-2016 Budget Conference Education Appropriations - Proviso Differences

Item	SA	Proviso Issue	Senate Bill 2500	House Bill 5001	Senate Offer #1
24	99A	Best and Brightest Teacher Scholarships	Not in Senate Bill.	Funds in Specific Appropriation 99A are provided to implement Florida's Best and Brightest Teacher Scholarship Program as created in HB 5011. The funds shall be used to award a maximum of 4,545 teachers with a \$10,000 scholarship based on high academic achievement on the SAT or ACT. If the number of eligible teachers exceeds the total the department shall prorate the per teacher scholarship amount.	<b>Modified House Position.</b> Funds in Specific Appropriation 99A are provided to implement Florida's Best and Brightest Teacher Scholarship Program. The funds shall be used to award a maximum of 1,000 teachers with a \$5,000 scholarship based on high academic achievement on the SAT or ACT. To be eligible for a scholarship, a teacher must have scored at or above the 80th percentile on either the SAT or the ACT based upon the percentile ranks in effect when the teacher took the assessment and have been evaluated as highly effective pursuant to section 1012.34, or if the teacher is a first-year teacher who has not been evaluated pursuant to section 1012.34, must have scored at or above the 80th percentile on either the SAT or the ACT based upon the percentile ranks in effect when the teacher took the assessment. In order to demonstrate eligibility for an award, an eligible teacher must submit to the school district, no later than October 1, 2015, an official record of his or her SAT or ACT score demonstrating that the teacher scored at or above the 80th percentile based upon the percentile ranks in effect when the teacher took the assessment. By February 1, 2016, each school district, charter school governing board, and the Florida School for the Deaf and the Blind shall submit to the department the number of eligible teachers who qualify for the scholarship. By April 1, each school district, charter school governing board, and the Florida School for the Deaf and the Blind shall provide payment of the scholarship to each eligible teacher. If the number of eligible teachers exceeds the total the department shall prorate the per teacher scholarship amount.
25	102	Autism Centers	Not in Senate Bill.	The Department of Education upon request by the Autism Centers may reallocate funds provided in Specific Appropriation 102 based on the funding formula used by the centers.	Maintain Senate Position.
26	103	Regional Education Consortium Services	The funds in Specific Appropriation 103 are provided to support the Northeast Florida Education Consortium (NEFEC) and the Heartland Consortium.	Not in House Bill.	Accept House Position.

# DRAFT

## 2015-2016 Budget Conference Education Appropriations - Proviso Differences

Item	SA	Proviso Issue	Senate Bill 2500	House Bill 5001	Senate Offer #1
27	104	Teacher Professional Development	<p>From the funds in Specific Appropriation 104 for Administrator Professional Development, \$7,000,000 is provided for professional development for principals and other district administrators in instructional and human resource leadership, including the use of teacher evaluations to improve instruction, aligning instruction with the district's curriculum and state standards, best financial practices, and other leadership responsibilities that support student achievement through job-embedded delivery and through either regional, local, or digital formats. Funds shall be provided to each district after the district has submitted its training plan to the Commissioner. All of the \$7,000,000 shall be allocated to districts based on each district's share of unweighted FTE and districts with 10,000 or fewer FTE shall be provided a minimum allocation of \$5,000.</p> <p>Not in Senate Bill.</p>	<p>From the funds in Specific Appropriation 104 for Administrator Professional Development, \$7,358,210 is provided for professional development for principals and other district administrators in instructional and human resource leadership, including the use of teacher evaluations to improve instruction, aligning instruction with the district's curriculum and state standards, best financial practices, and other leadership responsibilities that support student achievement through job-embedded delivery and through either regional, local, or digital formats. Funds shall be provided to each district after the district has submitted its training plan to the Commissioner of Education. Funds shall be allocated based on an approved training plan and on each district's share of unweighted FTE and districts with 10,000 or fewer FTE shall be provided a minimum allocation of \$5,000.</p> <p>Funds provided in Specific Appropriation 104 for Principal Autonomy Pilot Program are provided for training principals participating in the pilot program and are contingent upon House Bill 357, or similar legislation, becoming law.</p>	<p>Maintain Senate Position.</p> <p>Maintain Senate Position.</p>

# DRAFT

## 2015-2016 Budget Conference Education Appropriations - Proviso Differences

Item	SA	Proviso Issue	Senate Bill 2500	House Bill 5001	Senate Offer #1
28	105	PLSA	Funds in Specific Appropriation 105 shall be allocated for Personal Learning Scholarship Accounts as provided in section 1002.385, Florida Statutes.	Not in House Bill.	<p>Modified Senate Position:  <u>All of the funds provided in Specific Appropriation 105 shall be allocated for Personal Learning Scholarship Accounts as provided in section 1002.385 shall be released to the Department of Education at the beginning of the first quarter of the fiscal year.</u></p> <p><u>From the funds provided in Specific Appropriation 105 for Personal Learning Scholarship Accounts, \$41,747,573 is provided for scholarship awards. In addition to funds for scholarship awards, three percent of the amount of each award, up to \$1,252,427, is provided for reasonable and necessary administrative expenses for each scholarship funding organization's management and distribution of scholarships for this program. None of such funds may be used for lobbying or political activity or related expenses. Funds for administrative purposes shall only be provided if the scholarship funding organization has operated as a nonprofit entity for at least 3 fiscal years and has not had any findings of material weakness or material noncompliance in its most recent audit under section 1002.395(6)(m). A student's scholarship award shall not be reduced for administrative expenses, application fees, or debit card or electronic payment fees. If an eligible nonprofit scholarship funding organization charges an application fee for a scholarship, the application fee must be immediately refunded to the person who paid the fee if the student is determined to be ineligible for the program or placed on a wait list.</u></p> <p><u>From the funds provided in Specific Appropriations 124 through 136, the department shall, by February 1, 2016, provide a mid-year report, and by July 30, 2016 provide an end-of-year report, to the Governor, the President of the Senate, and the Speaker of the House of Representatives regarding the effectiveness of the Florida Personal Learning Scholarship Accounts Program. The reports must, at minimum, address the scope and size of the program with regard to participation and other related data, and analyze the effectiveness of the program pertaining to cost, education and therapeutic services. Participating parents and the scholarship funding organizations shall provide the department with all information requested to prepare these reports.</u></p>



# DRAFT

## 2015-2016 Budget Conference Education Appropriations - Proviso Differences

Item	SA	Proviso Issue	Senate Bill 2500	House Bill 5001	Senate Offer #1
29	106	School and Instructional Enhancements	<p>Funds in Specific Appropriation 106 for the Learning for Life program are provided for the Hillsborough County School District.</p> <p>Funds provided in Specific Appropriation 106 for the Okaloosa County - Science and Technology Education Middle School shall not replace or supplant existing funds and shall only be used as a supplement to expand enrollment or add curricula.</p> <p>Not in Senate Bill.</p>	<p>Funds provided in Specific Appropriation 106 for the Learning for Life program are eligible to be used in any public school.</p> <p>Not in House Bill.</p> <p>Funds provided in Specific Appropriation 106 for the College Prep Pilot programs in Broward and Duval are for innovative college prep software to prepare students who are retakers of state exams to raise graduation rates.</p>	<p>Maintain Senate Position.</p> <p>Maintain Senate Position.</p> <p>Maintain Senate Position.</p>
30	107	Exceptional Education	<p>Funds provided in Specific Appropriation 107 for Communication/Autism Navigator shall be awarded to the Florida State University College of Medicine for statewide implementation of an exceptional student education communication/autism navigator that includes core strategies and interventions through the Early Steps Program to increase the number of full integration placements of exceptional students into the standard classroom.</p> <p>Funds provided in Specific Appropriation 107 for Auditory-Oral Education Grants shall only be awarded to Florida public or private nonprofit school programs serving deaf children in multiple counties, from birth to age seven, including rural and underserved areas. These schools must solely offer auditory-oral education programs, as defined in section 1002.391, Florida Statutes, and have a supervisor and faculty members who are credentialed as Certified Listening and Spoken Language Specialists.</p> <p>The amount of the grants shall be based on the specific needs of each eligible student. Each eligible school that has insufficient public funds to provide the educational and related services specified in the Individual Education Plan (IEP) or Individual Family Service Plan (IFSP) of eligible students aged birth to seven years may submit grant applications to the Department of Education. Applications must include an itemized list of total costs, the amount of public funds available for those students without the grant, and the additional amount needed</p>	<p>Not in House Bill.</p> <p>Not in House Bill.</p>	<p>Maintain Senate Position.</p> <p>Maintain Senate Position.</p>

# DRAFT

## 2015-2016 Budget Conference Education Appropriations - Proviso Differences

Item	SA	Proviso Issue	Senate Bill 2500	House Bill 5001	Senate Offer #1
			for the <b>services identified in each students' respective IEP or IFSP.</b> The department shall develop an appropriate application, provide instructions and administer this grant program to ensure minimum delay in providing the IEP or IFSP services for all eligible students. Each school shall be accountable for assuring that the public funds received are expended only for services for the eligible student as described in the application and shall provide a report documenting expenditures for the 2015-2016 fiscal year to the Department of Education by <b>September 30, 2016.</b>		
31	114	Federal Equipment Matching Grant	Funds <b>provided in Specific Appropriation 114</b> shall be provided to the nine public television and radio stations based on the proportional share of the unmatched balances for equipment purchased in anticipation of the state match for participation in the U.S. Department of Commerce, Federal Equipment Matching Grant Program.	Not in House Bill.	Maintain Senate Position.

# DRAFT

## 2015-2016 Budget Conference Education Appropriations - Proviso Differences

Item	SA	Proviso Issue	Senate Bill 2500	House Bill 5001	Senate Offer #1
32	116	Workforce Performance Based Incentives	<p>From the funds in Specific Appropriation 116, \$4,982,722 shall be provided by the Department of Education to district workforce education programs for students who earn industry certifications during the 2015-2016 fiscal year. Funding shall be based on students who earn industry certifications in the following occupational areas: health science to include surgical technology, orthopedic technology, dental assisting technology, practical nursing, medical coder/biller, medical assisting, certified nursing assistant, emergency medical technician and paramedic, clinical lab technician, EKG technician, pharmacy technician, and clinical hemodialysis technician; automotive service technology; auto collision repair and refinishing; medium/heavy duty truck technician; cyber security; cloud virtualization; network support services; computer programming; computer-aided drafting; advanced manufacturing; electrician; plumbing; law enforcement officer; corrections officer; public safety telecommunicator; and welding; or, industry certifications for Federal Aviation Administration airframe mechanics and power plant mechanics; and heating, ventilation and air conditioning technician. On June 1, 2016, if any funds remain, the balance shall be allocated for performance in adult general education programs based on student performance as measured by learning gains, placements, and special populations served indexed to the proportional share of the funds available. These performance funds shall not be awarded for certifications earned through continuing workforce education programs.</p>	<p>The funds in Specific Appropriation 116 shall be provided by the Department of Education to district workforce education programs for students who earn industry certifications during the 2015-2016 fiscal year. Funding shall be based on students who earn industry certifications in the following occupational areas: health science to include surgical technology, orthopedic technology, dental assisting technology, practical nursing, medical coder/biller, medical assisting, certified nursing assistant, emergency medical technician and paramedic, clinical lab technician, EKG technician, pharmacy technician, and clinical hemodialysis technician; automotive service technology; auto collision repair and refinishing; medium/heavy duty truck technician; cyber security; cloud virtualization; network support services; computer programming; computer-aided drafting; advanced manufacturing; electrician; and welding; or, industry certifications for Federal Aviation Administration airframe mechanics and power plant mechanics; and heating, ventilation and air conditioning technician. Funding is limited to one certification per student per academic year for programs that are not linked to occupations on the 2015-2016 Florida Statewide Demand Occupations List. On June 1, 2016, if any funds remain, the balance shall be allocated for performance in adult general education programs based on student performance as measured by learning gains, placements, and special populations served indexed to the proportional share of the funds available. These performance funds shall not be awarded for certifications earned through continuing workforce education programs.</p>	<p>Maintain Senate Position.</p>



# DRAFT

## 2015-2016 Budget Conference Education Appropriations - Proviso Differences

Item	SA	Proviso Issue	Senate Bill 2500	House Bill 5001	Senate Offer #1
33	118	Workforce Development	Not in Senate Bill.	From the funds provided in Specific Appropriation 118, \$4,500,000 is provided to the Department of Education for continued development and implementation of a postsecondary Workforce Education Student Information System. The department shall determine districts to participate in the system based on the highest priority of need. The department is authorized to select a school district to serve as the coordinator of the system for assistance in development and deployment of the student information system in districts chosen by the department to participate. The system shall include student registration and reporting and tracking of instructional hours, student achievement levels, and industry credentials. Additional features of the system shall provide an on-line student registration with debit/credit card payment capability; case-management of all students enrolling, including time on task and achievement benchmarks; case management for awarding and tracking student financial assistance; integrated electronic gradebook and student attendance components, including a student progression system to track student progress by course / program; an email system; capability to custom design multi-functional dashboards for use by administrators, teachers, and counselors; and standardized data reports that can be used to improve and enhance student achievement and school performance.	Maintain Senate Position.
34	118	Workforce Development	<p>Tuition and fee rates are established for the 2015-2016 fiscal year as follows:</p> <p>For programs leading to a career certificate or an applied technology diploma, the standard tuition shall be \$2.33 per contact hour for residents. For nonresidents, the out-of-state fee shall be \$6.99 per contact hour in addition to the standard tuition of \$2.33 per contact hour.</p> <p>For adult general education programs, fees shall be assessed in accordance with section 1009.22, Florida Statutes.</p> <p>Funds collected from standard tuition and out-of-state fees shall be used to support school district workforce education programs as defined in section 1004.02(25), Florida Statutes, and shall not be used to support K-12 programs or district K-12 administrative indirect costs.</p>	<p>Not in House Bill.</p> <p>For programs leading to a career certificate or an applied technology diploma, and for adult general education programs, tuition and fees shall be assessed in accordance with section 1009.22, Florida Statutes.</p> <p>Funds collected from standard tuition and out-of-state fees shall be used to support school district workforce education programs as defined in section 1004.02(26), Florida Statutes, and shall not be used to support K-12 programs or district K-12 administrative indirect costs.</p>	<p>Accept House Position.</p> <p>Accept House Position.</p> <p>Accept House Position.</p> <p>Maintain Senate Position.</p>

# DRAFT

## 2015-2016 Budget Conference Education Appropriations - Proviso Differences

Item	SA	Proviso Issue	Senate Bill 2500	House Bill 5001	Senate Offer #1
35	120A	Rapid Response Education & Training Program	<p>From the funds provided in Specific Appropriation 120A, \$19,205,781 shall be allocated to the Complete Florida Plus Program at the University of West Florida for the Rapid Response Education and Training Program. Under this education and training program, the Complete Florida Plus Program shall work directly with Enterprise Florida, Inc., in project-specific industry recruitment and retention efforts to offer credible education and training commitments to businesses.</p> <p>The Rapid Response Education and Training Program must: (1) Issue challenge grants through requests for proposals that are open to all education and training providers, public or private. These grants match state dollars with education and training provider dollars to implement particular education and training programs. (2) Generate periodic reports from an independent forensic accounting or auditing entity to ensure transparency of the program. These periodic reports must be submitted to the President of the Senate and the Speaker of the House of Representatives. (3) Keep administrative costs to a minimum through the use of existing organizational structures. (4) Work directly with businesses to recruit individuals for education and training. (5) Be able to terminate an education and training program by giving 30 days' notice. (6) Survey employers after completion of an education and training program to ascertain the effectiveness of the program.</p> <p>The Division of Career and Adult Education within the Department of Education shall provide an analysis and assessment of the effectiveness of the education and training programs funded by Specific Appropriation 120A in meeting labor market and occupational trends and gaps no later than June 30, 2016.</p>	Not in House Bill.	<p><b>Modified Senate Position:</b> From the funds provided in Specific Appropriation 120A, <del>\$19,205,781</del> <u>\$10,000,000</u> shall be allocated to the Complete Florida Plus Program at the University of West Florida for the Rapid Response Education and Training Program. Under this education and training program, the Complete Florida Plus Program shall work directly with Enterprise Florida, Inc., in project-specific industry recruitment and retention efforts to offer credible education and training commitments to businesses.</p> <p>The Rapid Response Education and Training Program must: (1) Issue challenge grants through requests for proposals that are open to all education and training providers, public or private. These grants match state dollars with education and training provider dollars to implement particular education and training programs. (2) Generate periodic reports from an independent forensic accounting or auditing entity to ensure transparency of the program. These periodic reports must be submitted to the President of the Senate and the Speaker of the House of Representatives. (3) Keep administrative costs to a minimum through the use of existing organizational structures. (4) Work directly with businesses to recruit individuals for education and training. (5) Be able to terminate an education and training program by giving 30 days' notice. (6) Survey employers after completion of an education and training program to ascertain the effectiveness of the program.</p> <p>The Division of Career and Adult Education within the Department of Education shall provide an analysis and assessment of the effectiveness of the education and training programs funded by Specific Appropriation 120A in meeting labor market and occupational trends and gaps no later than June 30, 2016.</p>

# DRAFT

## 2015-2016 Budget Conference Education Appropriations - Proviso Differences

Item	SA	Proviso Issue	Senate Bill 2500	House Bill 5001	Senate Offer #1
36	121	Performance Based Incentives	Funds in the amount of \$5,000,000 are provided in Specific Appropriation 121 to colleges for students who earn industry certifications during the 2015-2016 academic year. Funding shall be based on students who earn industry certifications in the following occupational areas: public safety, health sciences, automotive service technology, auto collision repair and refinishing, cyber security, cloud virtualization, network support services, computer programming, advanced manufacturing, electrician, welding, Federal Aviation Administration airframe mechanics, power plant mechanics, pharmacy technicians, and heating, ventilation and air conditioning technicians. The Department of Education shall distribute the awards by June 1, 2016 and establish procedures and timelines for colleges to report earned certifications for funding. The Department of Education may allocate any funds not obligated by June 1 to schools who have earned awards, based on the percentage of earned certifications. By October 31, 2015, the Chancellor of the Florida College System shall identify the associated industry certifications and shall prepare a report for each certification to include cost, percent employed, and average salary of graduates. These performance funds shall not be awarded for certifications earned through continuing workforce education programs.	Funds in the amount of \$5,000,000 are provided in Specific Appropriation 121 to colleges for students who earn industry certifications during the 2015-2016 academic year. Funding shall be based on students who earn industry certifications in the following occupational areas: public safety, health sciences, automotive service technology, auto collision repair and refinishing, cyber security, cloud virtualization, network support services, computer programming, advanced manufacturing, electrician, welding, Federal Aviation Administration airframe mechanics, power plant mechanics, pharmacy technicians, and heating, ventilation and air conditioning technicians. The Department of Education shall distribute the awards by June 1, 2016 and establish procedures and timelines for colleges to report earned certifications for funding. The Department of Education may allocate any funds not obligated by June 1, <u>2016</u> to schools who have earned awards, based on the percentage of earned certifications. By October 31, 2015, the Chancellor of the Florida College System shall identify the associated industry certifications and shall prepare a report for each certification to include cost, percent employed, and average salary of graduates. These performance funds shall not be awarded for certifications earned through continuing workforce education programs.	House Position with amount determined by appropriation.

# DRAFT

## 2015-2016 Budget Conference Education Appropriations - Proviso Differences

Item	SA	Proviso Issue	Senate Bill 2500	House Bill 5001	Senate Offer #1
37	122	Florida College System Program Fund	<p>Funds provided in Specific Appropriation 122 are provided for operating funds and approved baccalaureate programs, and shall be allocated as follows:</p> <p>(TABLE DETERMINED BY APPROPRIATION)</p> <p>Not in Senate Bill.</p> <p>Beginning with the Fall 2015 semester, tuition and fee rates are established for the 2015-2016 fiscal year as follows:</p> <p>For advanced and professional, postsecondary vocational, developmental education, and educator preparation institute programs, standard tuition shall be \$71.98 per credit hour for residents. For non-residents, the out-of-state fee shall be \$215.94 per credit hour in addition to the standard tuition of \$71.98 per credit hour.</p>	<p>From the funds provided in Specific Appropriations 11 and 122, \$1,153,082,195 is provided for operations, and includes performance incentive funding and funding for approved baccalaureate programs. The funds shall be allocated as follows:</p> <p>(TABLE DETERMINED BY APPROPRIATION)</p> <p>From the funds in Specific Appropriation 122, \$400,000 in nonrecurring general revenue is provided for the following:</p> <p>Daytona State College On-Line Learning..... 100,000 Seaport Employment Training Grant - Broward College..... 100,000 St. Petersburg College - A Day on Service..... 200,000</p> <p>Not in House Bill.</p> <p>For advanced and professional, postsecondary vocational, developmental education, educator preparation institute programs, and baccalaureate degree programs, tuition and fees shall be assessed in accordance with section 1009.23, Florida Statutes.</p>	<p>Maintain Senate Position.</p> <p>Maintain Senate Position.</p> <p>Accept House Position.</p> <p>Accept House Position.</p>



# DRAFT

## 2015-2016 Budget Conference Education Appropriations - Proviso Differences

Item	SA	Proviso Issue	Senate Bill 2500	House Bill 5001	Senate Offer #1
			<p>For baccalaureate degree programs, the standard tuition shall be \$91.79 per credit hour for residents. Nonresident tuition shall be as provided in section 1009.23(3)(b), Florida Statutes.</p> <p>For programs leading to a career certificate or an applied technology diploma, the standard tuition shall be \$2.33 per contact hour for residents. For nonresidents, the out-of-state fee shall be \$6.99 per contact hour in addition to the standard tuition of \$2.33 per contact hour.</p> <p>For adult general education programs, fees shall be assessed in accordance with section 1009.22, Florida Statutes.</p> <p>From the \$60,000,000, which includes \$30,000,000 new funding and \$30,000,000 redistributed from the base, for Florida College Performance Based Incentives in Specific Appropriation 122 from the General Revenue Fund, the State Board of Education shall allocate all of such appropriated funds pursuant to a performance funding model approved by the State Board of Education prior to July 1, 2015. The approved model must be based on a modified version of the performance funding model submitted by the Commissioner in her letter of January 23, 2015, which shall be limited to measures addressing the following areas: Job Placement, Program Completion and Graduation Rates, Retention Rates, Completer Entry Level Wages, and Student Loan Default rates.</p>	<p>Not in House Bill.</p> <p>For programs leading to a career certificate or an applied technology diploma, and for adult general education programs, tuition and fees shall be assessed in accordance with section 1009.22, Florida Statutes.</p> <p>Not in House Bill.</p> <p>From the funds in Specific Appropriation 122, \$20,000,000 is provided as performance funding for Florida College System institutions. The Commissioner of Education shall allocate the funds pursuant to the performance funding model submitted to the Legislature as required in Specific Appropriation 126, Chapter 2014-51, Laws of Florida.</p>	<p>Accept House Position.</p> <p>Accept House Position.</p> <p>Accept House Position.</p> <p>Maintain Senate Position.</p>

DRAFT

2015-2016 Budget Conference Education Appropriations - Proviso Differences

Item	SA	Proviso Issue	Senate Bill 2500	House Bill 5001	Senate Offer #1
			<p>The board must evaluate the institutions’ performance on the measures based on benchmarks adopted by the board that measure the achievement of institutional excellence or improvement. The amount of funds available for allocation to the institutions based upon the performance funding model shall consist of new funding, together with funds redistributed from the base funding for the Florida College System Program Fund. The board shall establish a minimum performance threshold that colleges must meet in order to be eligible for new funding under the performance funding model adopted by the board. The minimum threshold shall be set in a manner to ensure that not all colleges are eligible for new funding. All institutions eligible for new funding under the performance funding model shall have their base funding restored. Any institution that fails to meet the board’s minimum performance funding threshold will have a portion of its base funding withheld and must submit an improvement plan to the Board that specifies the activities and strategies for improving the institution’s performance. The board must review the improvement plan, and if approved, monitor the institution’s progress on implementing the activities and strategies specified in the improvement plan.</p>		

# DRAFT

## 2015-2016 Budget Conference Education Appropriations - Proviso Differences

Item	SA	Proviso Issue	Senate Bill 2500	House Bill 5001	Senate Offer #1
			<p>The Commissioner of Education shall withhold disbursement of the base funds until such time as the monitoring report for the institution is approved by the board. Any institution that fails to make satisfactory progress shall not have its full base funding restored. If all funds are not restored, then any remaining funds shall be redistributed in accordance with the board's adopted performance funding model to the seven state colleges that had the highest overall performance scores.</p> <p>Florida College System institutions may not expend any funds from Specific Appropriations 11 and 122 to expand existing or establish new baccalaureate degree programs with the exception of a new baccalaureate degree nursing program proposal submitted to the Department of Education prior to July 1, 2014.</p>	Not in House Bill.	<p>Modified Senate Position:</p> <p><u>From the funds provided in Specific appropriations 11 and 122, no funds are provided to increase total upper level enrollment beyond the following: Colleges with a 2014-15 upper level full-time equivalent enrollment at or above 10 percent of the 2014-15 combined total lower level and upper level full-time equivalent enrollment may not increase upper level enrollment by more than 5 percent in the 2015-2016 academic year. Colleges with a 2014-15 upper level full-time equivalent enrollment of less than 10 percent of the 2014-15 combined total lower level and upper level full-time equivalent enrollment, may not increase upper level enrollment by more than 7 percent in the 2015-2016 academic year.</u></p>
		State Board Intro	<p>From the funds provided in Specific Appropriations 124 through 136, the Department of Education shall publish on the Florida Department of Education website by December 31, 2015, from each school district's Annual Financial Report, expenditures on a per FTE basis for the following fund types: General Fund, Special Revenue Fund, Debt Service Fund, Capital Project Fund and a Total. Fiduciary funds, enterprise funds, and internal service funds shall not be included. This funding information shall also be published in the same format on each school district's website by December 31, 2015.</p>	Not in House Bill.	Maintain Senate Position.

# DRAFT

## 2015-2016 Budget Conference Education Appropriations - Proviso Differences

Item	SA	Proviso Issue	Senate Bill 2500	House Bill 5001	Senate Offer #1
38		State Board into Language	<p>Not in Senate Bill.</p> <p>Not in Senate Bill.</p>	<p>Funds provided in Specific Appropriations 124 through 136 for the Working Capital Trust Fund shall be cost-recovered from funds used to pay data processing services provided in accordance with section 216.272, Florida Statutes.</p> <p>From the funds provided in Specific Appropriations 134, 135, and 136, the Department of Education shall pay for data center services based on the actual direct and indirect costs to the Department of Education. These funds shall not be used to subsidize another entity's costs.</p>	<p>Maintain Senate Position.</p> <p>Maintain Senate Position.</p>
39	124	State Board Salaries and Benefits	Any reduction to positions or salaries as a result of the funds provided in Specific Appropriation 124 shall not apply to existing employees whose annual salaries are \$90,000 or less.	Not in House Bill.	Maintain Senate Position.
40	128	Assessment	From the funds provided in Specific Appropriation 128, if the Department of Education determines that the administration of online assessments after January 1, 2015, does not comply with the minimum assessment protocols and requirements established by the department, the department shall expend up to \$500,000 to contract with an independent, auditing entity that has expertise in the area of the noncompliance to evaluate the extent of the noncompliance and provide recommendations to remediate the noncompliance in future administrations of online assessments. The department may seek reimbursement for the cost of the audit from the American Institute for Research by recuperating damages as allowed in the department's assessment contract with the American Institute for Research.	Not in House Bill.	<p>Modified Senate Position:</p> <p>From the funds provided in Specific Appropriation 128, pursuant to <u>chapter 2015-6, Laws of Florida</u>, if the Department of Education determines that the administration of online assessments after January 1, 2015, does not comply with the minimum assessment protocols and requirements established by the department, the department shall expend up to \$500,000 to contract with an independent, auditing entity selected by the panel created in the law to verify the psychometric validity of the statewide, standardized assessments first implemented in the 2014-2015 academic year that has expertise in the area of the noncompliance to evaluate the extent of the noncompliance and provide recommendations to remediate the noncompliance in future administrations of online assessments. The department may seek reimbursement for the cost of the audit verification from the American Institute for Research by recuperating damages as authorized pursuant to <u>section 1008.22(3)(g)3., Florida Statutes</u> allowed in the department's assessment contract with the American Institute for Research. In addition, the funds provided in Specific Appropriation 128 shall not be paid to the American Institute for Research for the assessment contract until the independent verification has concluded that the statewide, standardized assessments first implemented in the 2014-2015 academic year have been deemed valid and reliable and that the resulting student performance data may be used for the purposes of pupil progression, teacher and administrator evaluation, and school grades.</p>



# DRAFT

## 2015-2016 Budget Conference Education Appropriations - Proviso Differences

Item	SA	Proviso Issue	Senate Bill 2500	House Bill 5001	Senate Offer #1
41		Assessment	Not in Senate Bill.	From the funds provided in Specific Appropriation 128, \$50,000,000 in nonrecurring general revenue shall be made available for school districts and charter schools to acquire technology equipment and infrastructure needed to address any technology-related issue(s) impacting the school district's and charter school's compliance with the requirement that assessments be administered online. No later than August 1, 2015, the Department of Education shall develop and publish a standard application that school districts and charter schools must use to request funding consideration. The application must include: (a) a description of the specific technology-related issue(s) that is impacting the school district's and charter school's ability to administer online assessments, (b) identification of the required technology equipment and infrastructure that will address the issue(s) and (c) the costs associated with acquiring the technology equipment and infrastructure. All requests must comply with the recommended technology requirements that include specifications for hardware, software, networking, security and high-speed broadband connectivity that have been established by the Department of Education pursuant to section 1008.22(3)(d)2, Florida Statutes. School districts and charter schools must submit their applications no later than October 1, 2015, and all awards must be made by November 1, 2015.	Maintain Senate Position.

# DRAFT

## 2015-2016 Budget Conference Education Appropriations - Proviso Differences

Item	SA	Proviso Issue	Senate Bill 2500	House Bill 5001	Senate Offer #1
42	130	Contracted Services - School Information Portal	Not in Senate Bill.	From the funds provided in Specific Appropriation 130, \$300,000 in nonrecurring general revenue is provided for the Department of Education to contract with a third party information technology consulting firm to develop and implement a School Information Portal that allows users to access and sort publicly available information and data on: (1) school and district performance to include school and district grades, recognition(s) awarded through the School Recognition Program, and accountability reports, (2) each school's numerical statewide ranking within its school level with the ranking based on the school's aggregate score used to determine its school grade, and (3) all available school choice options to include information on which school choice options participate in the Florida Tax Scholarship, Personal Learning Scholarship Account and McKay Scholarship programs. The portal shall include but not be limited to: (1) a downloadable file that describes all governing legislation and rules pertaining to school and district performance and accountability and school choice, (2) a function that allows users to sort and locate information and data by: (a) school district, (b) school, (c) school choice option and (d) school choice options that participate in the Florida Tax Scholarship, Personal Learning Scholarship Account and McKay Scholarship programs, and (3) links or web interfaces that easily guide users to the publicly available information and data. The department shall provide periodic updates, as necessary, on the progress of implementing the School Information Portal to the chair of the Senate Committee on Appropriations, the chair of the House of Representatives Appropriations Committee, and the Executive Office of the Governor's Office of Policy and Budget.	Maintain Senate Position.
43	132A	CAPE Financial Literacy	The funds in Specific Appropriation 132A shall be provided to school districts for the CAPE Act Financial Literacy Grant Program.	Not in House Bill.	Maintain Senate Position.

# DRAFT

## 2015-2016 Budget Conference Education Appropriations - Proviso Differences

Item	SA	Proviso Issue	Senate Bill 2500	House Bill 5001	Senate Offer #1
44		University Intro Language	Funds in Specific Appropriations 12 through 16 and 137 through 148 are provided as grants and aids to support the operation of state universities including the Moffitt Cancer Center and the Institute for Human and Machine Cognition. Funds provided to each university are contingent upon that university following the provisions of chapters 1000 through 1013, Florida Statutes, which relate to state universities. Any withholding of funds pursuant to this provision shall be subject to the approval of the Legislative Budget Commission. For purposes of compliance with section 215.97, Florida Statutes, these funds are defined as grants and aids to public universities, and not state financial assistance provided to local government entities.	Funds in Specific Appropriations 12 through 16 and 137 through 148 are provided as grants and aids to support the operation of state universities. Funds provided to each university are contingent upon that university following the provisions of chapters 1000 through 1013, Florida Statutes, which relate to state universities. Any withholding of funds pursuant to this provision shall be subject to the approval of the Legislative Budget Commission.	Maintain Senate Position.
45	137	Moffitt Cancer Center	Funds in Specific Appropriation 137 may be transferred to the Agency for Health Care Administration and used as state matching funds for Moffitt's participation in any Low Income Pool that become effective during Fiscal Year 2015-2016 or to adjust the Medicaid inpatient reimbursement and outpatient trend adjustments applied to the H. Lee Moffitt Cancer Center and Research Institute and other Medicaid reductions to its reimbursements up to the actual Medicaid inpatient and outpatient costs. In the event that enhanced Medicaid funding is not implemented by the Agency for Health Care Administration, these funds shall remain appropriated to the H. Lee Moffitt Cancer Center and Research Institute to continue the original purpose of providing research and education related to cancer.	Funds in Specific Appropriation 137 may be transferred to the Agency for Health Care Administration and used as state matching funds for Moffitt to adjust the Medicaid inpatient reimbursement and outpatient trend adjustments applied to the H. Lee Moffitt Cancer Center and Research Institute and other Medicaid reductions to its reimbursements up to the actual Medicaid inpatient and outpatient costs. In the event that enhanced Medicaid funding is not implemented by the Agency for Health Care Administration, these funds shall remain appropriated to the H. Lee Moffitt Cancer Center and Research Institute to continue the original purpose of providing research and education related to cancer.	Accept House Position.

# DRAFT

## 2015-2016 Budget Conference Education Appropriations - Proviso Differences

Item	SA	Proviso Issue	Senate Bill 2500	House Bill 5001	Senate Offer #1
46	138	University E&G	<p>General revenue funds provided in Specific Appropriations 138 through 148 to each of the named universities are contingent upon each university complying with the tuition and fee policies established in the proviso language attached to Specific Appropriation 138, and with the tuition and fee policies for state universities included in Part II of chapter 1009, Florida Statutes. However, the funds appropriated to a specific university shall not be affected by the failure of another university to comply with this provision.</p> <p>Beginning with the Fall 2015 semester, undergraduate tuition is established at \$105.07 per credit hour for the 2015-2016 fiscal year.</p> <p>Tuition for graduate and professional programs and out-of-state fees for all programs shall be established pursuant to section 1009.24, Florida Statutes. No state university may receive general revenue funding associated with the enrollment of out-of-state students.</p> <p>Pursuant to section 1011.90, Florida Statutes, the development of these appropriations was based on the planned enrollment for each university as submitted by the Board of Governors on March 18, 2015.</p>	<p>General revenue funds provided in Specific Appropriations 138 through 145 to each of the named universities are contingent upon each university complying with the tuition and fee policies established in Part II of chapter 1009, Florida Statutes. However, the funds appropriated to a specific university shall not be affected by the failure of another university to comply with this provision.</p> <p>Not in House Bill</p> <p>Undergraduate tuition shall be assessed in accordance with section 1009.24, Florida Statutes. Tuition for graduate and professional programs and out-of-state fees for all programs shall be established pursuant to section 1009.24, Florida Statutes. No state university may receive general revenue funding associated with the enrollment of out-of-state students.</p> <p>Not in House Bill.</p>	<p>Accept House Position.</p> <p>Accept House Position.</p> <p>Accept House Position.</p> <p>Maintain Senate Position.</p>



# DRAFT

## 2015-2016 Budget Conference Education Appropriations - Proviso Differences

Item	SA	Proviso Issue	Senate Bill 2500	House Bill 5001	Senate Offer #1
			<p>From the funds in Specific Appropriation 138, \$400,000,000 is provided for State University System Performance Based Incentives. The Board of Governors shall allocate all appropriated funds for State University System Performance Based Incentives based on indicators of institutional attainment of performance metrics adopted by the Board.</p> <p>The performance-based funding metrics shall include, but are not limited to, metrics that measure graduation and retention rates; degree production; affordability; postgraduation employment, salaries, or further education; student loan default rates; access; and any other metrics approved by the board.</p> <p>The Board of Governors shall evaluate the institutions' performance on the metrics based on benchmarks adopted by the board which measure the achievement of institutional excellence or improvement. The funds available for allocation to the institutions based on the performance funding model shall consist of the state's investment of \$200,000,000 in performance funding, plus an institutional investment of \$200,000,000 consisting of funds to be redistributed from the base funding of the State University System. The institutional investment shall be restored for all institutions that meet the board's minimum performance funding threshold under the performance funding model. Any institution that is</p>	<p>From the \$200,000,000, which includes \$100,000,000 new funding and \$100,000,000 redistributed from the base, for State University Performance Based Incentives in Specific Appropriation 138 from the General Revenue Fund, the Board of Governors shall allocate all of such appropriated funds pursuant to the performance funding model as updated by the board on January 22, 2015, subject to the following modification: (1) all universities eligible for new funding shall have their base funding restored as provided in the Board of Governors' model; and (2) all universities that failed to meet the board's benchmarks for new funding shall submit a plan to the Board of Governors that specifies how their base funding will be expended to improve upon the metrics that disqualified the universities from receiving new funding. All performance funding received by the universities in the 2014-2015 fiscal year shall remain in each university's base for the 2015-2016 fiscal year. The Board of Governors shall distribute the funds to each university that receives an allocation of general revenue funds in the General Appropriations Act.</p> <p>The Board of Governors shall review the plans, and if approved, shall monitor the universities' progress on implementing the measures specified in the plans. The universities shall submit monitoring reports to the board no later than December 31, 2015 and May 31, 2016.</p>	<p>Maintain Senate Position.</p> <p>Maintain Senate Position.</p> <p>Modified Senate Position: The Board of Governors shall evaluate the institutions' performance on the metrics based on benchmarks adopted by the board which measure the achievement of institutional excellence or improvement. The funds available for allocation to the institutions based on the performance funding model shall consist of the state's investment of \$200,000,000 in performance funding, plus an institutional investment of \$200,000,000 consisting of funds to be redistributed from the base funding of the State University System. <u>The state investment shall be distributed in accordance with the performance funding model.</u> The institutional investment shall be restored for all institutions that meet the board's minimum performance funding threshold under</p>

# DRAFT

## 2015-2016 Budget Conference Education Appropriations - Proviso Differences

Item	SA	Proviso Issue	Senate Bill 2500	House Bill 5001	Senate Offer #1
			<p>withheld, and must submit an improvement plan to the board that specifies the activities and strategies for improving the institution's performance.</p> <p>By October 1 2015, the Board of Governors shall submit to the Governor, the President of the Senate, and the Speaker of the House of Representatives a report on the previous year's performance funding allocation which reflects the rankings and award distributions.</p>	<p>performance funding model. The Chancellor of the State University System shall withhold disbursement of the funds until such time as the monitoring report for each university is approved by the Board of Governors. Universities that fail to make satisfactory progress shall not have their full base funding restored, and any funds remaining shall be distributed to the three universities that demonstrate the most improvement on the metrics based upon those universities' proportional share of the new funding allocated under the board's performance funding model.</p> <p>Not in House Bill.</p>	<p>meet the board's minimum performance funding threshold will not be eligible for the state's investment, will have a portion of its institutional investment withheld, and must submit an improvement plan to the board that specifies the activities and strategies for improving the institution's performance.</p> <p><u>The board shall review the improvement plan, and if approved, monitor the institution's progress in implementing the activities and strategies specified in the improvement plan. The Chancellor of the State University System shall withhold disbursement of the institutional investment until such time as the monitoring report for the institution is approved by the board. Any institution that fails to make satisfactory progress may not have its full institutional investment restored. If all funds are not restored, any remaining funds shall be redistributed to the top three scorers in accordance with the board's performance funding model. The ability of an institution to submit an improvement plan to the board is limited to 1 fiscal year. If an institution subject to an improvement plan fails to meet the board's minimum performance funding threshold during any future fiscal year, the institution's institutional investment will be withheld by the board and redistributed to the top three scorers in accordance with the board's performance funding model.</u></p> <p>Maintain Senate Position.</p>

DRAFT

2015-2016 Budget Conference Education Appropriations - Proviso Differences

Item	SA	Proviso Issue	Senate Bill 2500	House Bill 5001	Senate Offer #1
			Not in Senate Bill.	<p>Funds in Specific Appropriation 138 from the General Revenue Fund shall be allocated as follows:</p> <p>University of Florida</p> <p>Lastinger Center for Learning Algebra Nation..... 2,000,000</p> <p>Lastinger Center for Learning Math Nation..... 3,000,000</p> <p>Florida State University</p> <p>Florida Campus Compact..... 350,000</p> <p>University of South Florida, St. Petersburg</p> <p>Family Study Center..... 250,000</p> <p>University of South Florida, Sarasota/Manatee</p> <p>Small Business Development Center..... 100,000</p> <p>Shared Campus Police Initiative..... 360,282</p> <p>Florida Atlantic University</p> <p>Jupiter Bioscience Gateway..... 400,000</p> <p>Max Planck Scientific Fellowship Program..... 500,000</p> <p>University of West Florida</p> <p>Veteran and Military Support..... 250,000</p> <p>University of Central Florida</p> <p>Florida Center for Students with Unique Abilities..... 1,000,000</p> <p>The Lou Frey Institute of Politics &amp; Government..... 250,000</p> <p>Istation..... 2,000,000</p> <p>Evans Community School..... 900,000</p> <p>Florida International University</p> <p>Washington Center for Internships and Academic Seminars.. 600,000</p>	Maintain Senate Position.

DRAFT

2015-2016 Budget Conference Education Appropriations - Proviso Differences

Item	SA	Proviso Issue	Senate Bill 2500	House Bill 5001	Senate Offer #1
			<p>From the funds provided in Specific Appropriation 138 for the University of West Florida, \$2,535,616 shall be released at the beginning of the first quarter and \$4,317,400 shall be released at the beginning of the second quarter in addition to the normal releases. The additional release is provided to maximize cost savings through centralized purchases of subscription-based electronic resources.</p> <p>Not in Senate Bill.</p> <p>From the funds in Specific Appropriation 138, the Board of Governors Foundation shall distribute \$1,772,500 to state universities for Johnson Scholarships in accordance with section 1009.75 Florida Statutes.</p>	<p>University of North Florida Culture of Completion and Career Initiative..... 387,737 New College of Florida Shared Campus Police Initiative..... 360,282 Career Development Center..... 500,000</p> <p>From the funds provided in Specific Appropriation 138 for the Florida Academic Library Services Cooperative at the University of West Florida, \$2,535,616 shall be released at the beginning of the first quarter and \$4,317,400 shall be released at the beginning of the second quarter in addition to the normal releases. The additional release is provided to maximize cost savings through centralized purchases of subscription-based electronic resources.</p> <p>From the funds provided in Specific Appropriation 138 for the Florida Academic Library Services Cooperative and the Complete Florida Plus Program at the University of West Florida, administrative costs shall not exceed five percent. This provision does not apply to the funds appropriated for the Complete Florida Degree Initiative.</p> <p>Not in House Bill.</p>	<p>Accept House Position.</p> <p>Maintain Senate Position.</p> <p>Maintain Senate Position.</p>



# DRAFT

## 2015-2016 Budget Conference Education Appropriations - Proviso Differences

Item	SA	Proviso Issue	Senate Bill 2500	House Bill 5001	Senate Offer #1
47	138A	FAMU/FSU College of Engineering	<p>From the funds in Specific Appropriation 138A, \$12,997,476 is provided to the FAMU-FSU Joint College of Engineering. The Joint College Governance Council is established and comprised of the Presidents (or their designees), the provosts, the Vice Presidents for Research, and the Chief Financial Officers of Florida Agricultural and Mechanical University and Florida State University. The Dean of the Joint College of Engineering and two student representatives, appointed by the respective Student Government Association presidents of the two universities, are included as ex-officio non-voting members. The Chancellor of the State University System (or designee) is included as a voting member of the council.</p> <p>The Joint College Governance Council shall meet at least quarterly and file minutes with the Board of Governors. The Council shall receive semi-annual reports that, at a minimum, include the following: (1) recruiting, enrollment and graduation by gender and ethnicity; (2) adequacy and consistency in academic preparation and achievement; (3) operating budget and expenditures; (4) research funding and activities; (5) faculty hiring, promotion, tenure, and integration; and (6) technology transfer and commercialization activity.</p> <p>By June 1, 2015, the Joint College Governance Council shall develop and present to the Board of Governors a multi-year plan to address the renovations and repairs for Buildings A and B, and the completion of Building C.</p> <p>By March 1, 2016, the Joint College Governance Council must submit a report to the Board of Governors documenting the completion of all activities, including but not limited to: (1) The development and presentation of a multi-year plan to address the renovations and repairs for facilities; and (2) Establishment of a true Joint College of Engineering by accomplishing integration of academic and student affairs activities that have previously been separately administered by FAMU and FSU.</p>	<p>Not in House Bill.</p> <p>Not in House Bill.</p> <p>Not in House Bill.</p> <p>Not in House Bill.</p>	<p>Maintain Senate Position.</p> <p>Maintain Senate Position.</p> <p>Accept House Position.</p> <p>Maintain Senate Position.</p>
48	139	IFAS	Not in Senate Bill.	From the funds in Specific Appropriation 139, \$2,000,000 in recurring general revenue funds are provided for cervidae disease research at the Institute of Food and Agricultural Sciences at the University of Florida.	Maintain Senate Position.

# DRAFT

## 2015-2016 Budget Conference Education Appropriations - Proviso Differences

Item	SA	Proviso Issue	Senate Bill 2500	House Bill 5001	Senate Offer #1
49	141	UF Health Center	Not in Senate Bill.	From the funds in Specific Appropriation 141, \$2,500,000 in recurring general revenue funds are provided to the University of Florida Center for Translational Research in Neurodegenerative Disease.	Maintain Senate Position.
50	143	UCF Medical School	Not in Senate Bill.	From the funds in Specific Appropriation 143, \$1,000,000 in nonrecurring general revenue funds are provided for Crohn's and Colitis Research at the University of Central Florida Medical School.	Maintain Senate Position.
51	144	FIU Medical School	Not in Senate Bill.	From the funds in Specific Appropriation 144, \$800,000 in nonrecurring general revenue funds are provided for the Neuroscience Centers of Florida Foundation.	Maintain Senate Position.
52	146A	Florida Postsecondary Comprehensive Transition Program	<p>From the funds in Specific Appropriation 146A, \$1,000,000 in general revenue is provided to the Florida Center for Students with Unique Abilities at the University of Central Florida to be the statewide coordinating center for the Florida Postsecondary Comprehensive Transition Program; \$2,000,000 in general revenue is provided to the Florida Center for Students with Unique Abilities to be distributed as start-up grants to programs at eligible institutions as specified in Senate Bill 7030 or similar legislation; and \$2,000,000 is provided as financial assistance to eligible students attending programs meeting the requirements of Senate Bill 7030 or similar legislation. The annual award amount shall be \$7,000 per student.</p> <p>The Florida Center for Students with Unique Abilities may prorate the award in the second term and provide a lesser amount if the funds appropriated are insufficient to provide a full award to all eligible students.</p>	Not in House Bill.	<p>Modified Senate Position:</p> <p><u>Funds provided in Specific Appropriations 146A shall be allocated to: 1) create and fund postsecondary education coordination activities and program options to increase the independence of individuals with disabilities through improved educational and employment opportunities, as referenced in 2013 reports of the Governor's Commission on Jobs for Floridians with Disabilities, created by Executive Order 11-161, and the Students with Disabilities Education Pathway Task Force, created by the Florida Legislature; 2) improve the coordination of information and availability of robust opportunities for individuals with disabilities to attain the academic, technical, and educational skills necessary to prepare them for success in the workforce and life; 3) assist in minimizing the disparity in educational and workforce opportunities through increased postsecondary academic opportunities and work experiences; 4) create a statewide coordination and program management center; and 5) establish criteria and funding incentives for Florida's postsecondary education institutions to establish and operate Florida Postsecondary Comprehensive Transition Programs (FPCTPs) to assist individuals with disabilities in attaining skills and experiences that will lead to sustainable job and life success.</u></p> <p><u>From the funds in Specific Appropriation 146A, \$1,000,000 is provided to the Florida Center for Students with Unique Abilities (center) at the University of Central Florida to serve as the statewide coordinating center responsible for disseminating information about postsecondary education.</u></p>

DRAFT

2015-2016 Budget Conference Education Appropriations - Proviso Differences

Item	SA	Proviso Issue	Senate Bill 2500	House Bill 5001	Senate Offer #1
					<u>opportunities, programs, support, and services available statewide for individuals with disabilities; manage and facilitate the statewide implementation of FPCTPs and other programs and services; and provide technical assistance to expand best practices and partnerships that facilitate access to meaningful credentials and job opportunities. At a minimum, the center must: 1) disseminate information to students with disabilities and their parents regarding education programs, services, resources, and employment opportunities for such students; 2) consult with the National Center and the Coordinating Center, as identified in 20 U.S.C. s. 1140g, regarding federal requirements and standards, quality indicators, and benchmarks; 3) provide technical assistance regarding programs and services for students with intellectual disabilities to administrators, instructors, staff, and others at eligible institutions; 4) administer FPCTP start-up and enhancement grants, including creating an application to be used by eligible institutions to seek approval of an FPCTP from the center and receive FPCTP start-up and enhancement grants and approving grant applications; 5) administer and oversee implementation of FPCTP scholarship awards to eligible students enrolled in center-approved, grant-receiving FPCTP programs; and 6) provide, by December 31, 2015, and June 15, 2016, implementation status reports and recommendations to the Governor, President of the Senate, and Speaker of the House of Representatives regarding the improvement and statewide expansion of FPCTPs.</u>

DRAFT

2015-2016 Budget Conference Education Appropriations - Proviso Differences

Item	SA	Proviso Issue	Senate Bill 2500	House Bill 5001	Senate Offer #1
					<p>From the funds in Specific Appropriation 146A, \$3,000,000 is provided to the Florida Center for Students with Unique Abilities to be distributed as start-up and enhancement grants to FPCTPs at eligible institutions that meet specified requirements, as approved by the center. An eligible institution means a state university; a Florida College System institution; a career center; a charter technical career center; or an independent college or university that is located and chartered in this state, is not for profit, is accredited by the Commission on Colleges of the Southern Association of Colleges and Schools, and is eligible to participate in the William L. Boyd, IV, Florida Resident Access Grant Program. To receive an FPCTP start-up and enhancement grant, an eligible institution must submit to the center, by a date established by the center, an application for approval of a proposed program that must address the comprehensive transition and postsecondary program requirements under 20 U.S.C. s. 1140. Additionally, the eligible institution must attach to the application: 1) documented evidence of a federally approved comprehensive transition and postsecondary program that is determined to be an eligible program for the federal student aid programs and is currently offered at the institution, 2) documented evidence of the submission of an application for such federal approval of a comprehensive transition and postsecondary program proposed by the institution, or 3) documentation demonstrating the commitment of an institution's governing board to submit an application for federal approval of a program proposed by the institution pursuant to</p>



# DRAFT

## 2015-2016 Budget Conference Education Appropriations - Proviso Differences

Item	SA	Proviso Issue	Senate Bill 2500	House Bill 5001	Senate Offer #1
					<p><u>20 U.S.C. s. 1140. By December 1, 2015, each eligible institution that offers an FPCTP approved by the center must report to the center the status of program implementation and student progress including, but not limited to, recruitment efforts, student enrollment and retention information, business partnerships, and student employment and job placement results. The maximum annual FPCTP start-up and enhancement grant award shall be \$300,000 per institution.</u></p> <p><u>From the funds in Specific Appropriation 146A, \$1,000,000 is provided to the Florida Center for Students with Unique Abilities to be distributed as FPCTP scholarships for students who are enrolled in center-approved FPCTPs for which an FPCTP start-up and enhancement grant was awarded. The scholarships will be disbursed for award to each grant-receiving institution for eligible students who are enrolled in the center-approved FPCTP who are not receiving services that are funded through the Florida Education Finance Program or a scholarship under part III of chapter 1002 of the Florida Statutes. Each grant-receiving institution shall provide each eligible student enrolled in its center-approved FPCTP with a \$7,000 FPCTP scholarship, prorated by term, to cover the student's cost of tuition, program fees, instructional materials, and other cost of attendance. The scholarship amount may be prorated if appropriated funds are insufficient to provide the full award to all eligible students in center-approved programs. Each institution shall report to the center demographic and other</u></p> <p><u>data requested by the center for students who received the scholarships. By December 31, 2015 and June 15, 2016, for each respective term of the academic year, the center must report to the Governor, President of the Senate, Speaker of the House of Representatives, the Chancellor of the State University System, and the Commissioner of Education, an FPCTP scholarship status report including: 1) the number of students receiving scholarships at each institution, 2) demographic information on scholarship recipients, 3) the amount of scholarship funds disbursed at each institution, 4) student performance indicators, such as credits completed, 5) recommendations to improve and expand FPCTPs, and 6) other applicable information requested by the center.</u></p>

# DRAFT

## 2015-2016 Budget Conference Education Appropriations - Proviso Differences

Item	SA	Proviso Issue	Senate Bill 2500	House Bill 5001	Senate Offer #1
53	147	Institute for Human and Machine Cognition	From the funds in Specific Appropriation 147 provided to the Institute of Human and Machine Cognition, \$750,000 in recurring general revenue funds shall be transferred from IHMC Pensacola to IHMC Ocala.	From the funds in Specific Appropriation 147, \$1,550,000 in nonrecurring general revenue funds are provided for the Institute for Human and Machine Cognition.	Maintain Senate Position.
54	BOB, Sec 16	Early Learning	The unexpended balance of Child Care Development Block Grant Trust Funds provided to the Office of Early Learning in the Department of Education in Section 13 of chapter 2014-51, Laws of Florida, for the Early Learning Information System is hereby reverted and is reappropriated for Fiscal Year 2015-2016 to the Office of Early	Not in House Bill.	Accept House Position.
55	BOB, Sec 16	Early Learning	Not in Senate Bill.	The unexpended balance of funds provided to the Office of Early Learning for the Child Care Executive Partnership in Specific Appropriation 87 of chapter 2014-51, Laws of Florida, is hereby reverted and is reappropriated for the Fiscal Year 2015-2016 to the Office of Early Learning for the same purpose.	Maintain Senate Position.
56	BOB, Sec 18, Sec 17	State School Trust Fund	The sum of \$127,630,372 from nonrecurring general revenue funds is hereby appropriated to the Department of Education for fiscal year 2014-2015 for the Florida Education Finance Program to fund the deficit in the State School Trust Fund. This section is effective upon becoming law.	There shall be a reduction of \$127,700,000 from the funds provided from the Principal State School Trust Fund in Specific Appropriation 96 of chapter 2014-51, Laws of Florida, and \$127,700,000 is appropriated in nonrecurring funds from the General Revenue Fund for the 2014-2015 fiscal year to be used for the same purpose. This section shall take effect immediately upon becoming law.	Modified Senate Position: The sum of <del>\$127,630,372</del> <u>\$67,830,372</u> from nonrecurring general revenue funds is hereby appropriated to the Department of Education for fiscal year 2014-2015 for the Florida Education Finance Program to fund the deficit in the State School Trust Fund. This section is effective upon becoming law.
57	BOB, S- Sec 19	South Apopka Adult Community Education Center	The sum of \$500,000 provided from General Revenue for the South Apopka Adult Community Education Center in Specific Appropriation 124A of chapter 2014-51, Laws of Florida, is hereby reverted and reappropriated for Fiscal Year 2015-2016 as fixed capital outlay - South Apopka Adult Community Education Center.	Not in House Bill.	Modified Senate Position: The unexpended balance of funds provided to the Department of Education for the South Apopka Adult Community Education Center in Specific Appropriation 124 from the General Revenue Fund in Chapter 2014-51, Laws of Florida, is hereby reverted and reappropriated for Fiscal Year 2015-2016 to be used for the same purpose. This section is effective upon becoming law.
58	BOB, H- Sec 18	City of Hialeah Education Academy	Not in Senate Bill.	The unexpended balance of funds provided to the Department of Education for the City of Hialeah Education Academy in Specific Appropriation 111 from the General Revenue Fund in chapter 2014-51, Laws of Florida, is hereby reverted and reappropriated for Fiscal Year 2015-2016 to the Department of Education for the City of Hialeah Education Academy to be used for fixed capital outlay purposes. This section is effective upon becoming law.	Maintain Senate Position.

# DRAFT

## 2015-2016 Budget Conference Education Appropriations - Proviso Differences

Item	SA	Proviso Issue	Senate Bill 2500	House Bill 5001	Senate Offer #1
59	BOB, H-Sec 20	Workforce Student Information System Pilot	Not in Senate Bill.	The unexpended balance provided for the Department of Education Workforce Student Information System Pilot in Specific Appropriation 122 of Chapter 2014-51, Laws of Florida, is hereby reverted and reappropriated for the same purpose.	Accept House Position.
60	New Issue: 10, 116, & 118	Performance Based Incentives and Workforce Development			Funds in Specific Appropriations 10, 116, and 118 shall not be provided to school district career centers or charter technical career centers that use the designation "college" in the name of the institution, without express authority from the Legislature.
61	New Issue: BOB	PLSA			The unexpended balance provided to the Department of Education for Personal Learning Scholarship Accounts in Specific Appropriation 110 of Chapter 2014-51, Laws of Florida, is hereby reverted and reappropriated for the same purpose.
62	New Issue: 124, 125, 126, 127, 130, 132, & 133	Commission for Independent Education			From the funds in Specific Appropriations 124, 125, 126, 127, 130, 132, 133, and 135, from the Institutional Assessment Trust Fund, the Commission for Independent Education shall expend no funds to grant or renew an annual license to an institution whose current federal student loan cohort default rate exceeds 30 percent.
63	New Issue: 122	Community College Excellence			Funds in the amount of \$4,800,000 are provided in Specific Appropriation 122 to be allocated on an equal basis among Florida College System institutions qualifying as a finalist or higher in the biennial Aspen Institute's Prize for Community College Excellence within the last five years.
64	New Issue: 130	State Board of Education/ Contracted Services: Digital Classrooms			From the funds provided in Specific Appropriation 130, \$10,000,000 is provided for the department to contract with an independent, third-party entity to perform an assessment of school district and school digital readiness relative to the successful implementation of digital classrooms pursuant to s. 1011.62(12)(g), Florida Statutes.

DRAFT

2015-2016 Budget Conference Education Appropriations - Proviso Differences


Item	SA	Proviso Issue	Senate Bill 2500	House Bill 5001	Senate Offer #1
65	New Issue: XXX	Standard Student Attire			<p>From the funds in Specific Appropriation XXX, \$XXX is provided as incentive funding for school districts to establish and implement, consistent with guidelines established by the Department of Education, a district-wide, standard student attire policy to promote safe and supportive learning environments and improve school safety and discipline. The standard attire policy may prohibit types or styles of clothing and require solid colored clothing and fabrics for pants, skirts, shorts, or similar clothing, and short or long sleeved shirts with collars. The policy may authorize a small logo but may not authorize a motto or slogan. The policy must allow parent opt-out exceptions for religious purposes or by reason of a student's disability. A district school board that implements the policy, district-wide, for all students in kindergarten through grade 8 is immune from civil liability resulting from adoption of the policy.</p> <p>A district school board that voluntarily adopts and implements a district-wide standard student attire policy that meets the requirements established by the department, shall receive an incentive funding award of \$10 per student for students in kindergarten through grade 8. Charter schools shall be eligible to participate. No later than September 1, 2015, the district superintendent shall certify to the commissioner that the district school board has implemented the approved districtwide, standard student attire policy. The commissioner shall subsequently make payment of awards to approved school districts in the order in which certifications from the district school superintendents are received, following procedures established by the department. The commissioner shall report to the Governor, President of the Senate, and Speaker of the House of Representatives by December 1, 2015, the status of implementation, and on June 30, 2016, shall submit a final report that summarizes the program and its effect on student learning.</p>

DRAFT

2015-2016 Budget Conference Education Appropriations - Proviso Differences

Item	SA	Proviso Issue	Senate Bill 2500	House Bill 5001	Senate Offer #1
66	New Issue: 124 - 136 and 149 - 156	Articulation Accountability Report			From the funds provided in Specific Appropriations 124 through 136 and 149 through 156, the State Board of Education, in collaboration with the Board of Governors, shall evaluate and report on the status of Florida's 2+2 system of articulation using the accountability measures specified in section 1008.38, Florida Statutes, and other measures that may exist throughout the school code. In addition, the state board shall evaluate and report on the application of 1) credit hours earned through CAPE industry certifications pursuant to section 1008.44, 2) credit hours earned through acceleration mechanisms, including nationally standardized examinations, that were applied to satisfy general education, associate degree, or baccalaureate degree requirements beyond just elective credit, 3) credit hours earned through student participation in collegiate high schools, including the collegiate high school program pursuant to section 1007.273, Florida Statutes, and 4) credit hours earned at Florida Community College System institutions that were applied to satisfy general education, associate degree, or baccalaureate degree requirements at state universities, beyond just elective credit. By June 30, 2016, the state board and the Board of Governors shall submit their report to the Governor, the President of the Senate, and the Speaker of the House of Representatives. The report must include findings regarding the status of Florida's 2+2 system of articulation and recommendations for improvement, , including recommended statutory language and changes the boards will make to system strategic plans.





**Conference Committee on  
Senate Subcommittee on Education Appropriations/House Education Appropriations  
Subcommittee**

**Senate Offer #1**

**FEFP Proviso**

**Saturday, June 6, 2015  
11:00 a.m.**

**Pat Thomas Committee Room (412 Knott)**

**2015-2016 Budget Conference Education Appropriations - FEFP Proviso Differences**  
**{Dark Print = Different, Light Print = Same}**

Item	SA	Proviso Issue	Senate Bill 2500	House Bill 5001	Senate Offer #1
1		FEFP Intro Section 1	Not in Senate Bill.	The calculations of the Florida Education Finance Program (FEFP) for the 2015-2016 fiscal year are incorporated by reference in HB 5003. The calculations, methodologies, and assumptions are the basis for the appropriations made in the General Appropriations Act in Specific Appropriations 7, 8, 9, 90, and 91.	Modified Senate Position: The calculations of the Florida Education Finance Program (FEFP) for the 2015-2016 fiscal year are incorporated by reference in SB 2502-A. The calculations are the basis for the appropriations made in the General Appropriations Act in Specific Appropriations 7, 8, 9, 90, and 91.
2	7	FEFP	Funds provided in Specific Appropriation 7 are allocated in Specific Appropriation 90.	Not in House Bill.	Maintain Senate Position.
3	8	Class Size Reduction	Funds in Specific Appropriations 8 and 91 are provided to implement the requirements of sections 1003.03 and 1011.685, Florida Statutes. The class size reduction allocation factor for grades prekindergarten to grade 3 shall be \$1,313.27, for grades 4 to 8 shall be \$895.79, and for grades 9 to 12 shall be \$897.95. The class size reduction allocation shall be recalculated based on enrollment through the October 2015 FTE survey except as provided in section 1003.03(4), Florida Statutes. If the total class size reduction allocation is greater than the appropriation in Specific Appropriations 8 and 91, funds shall be prorated to the level of the appropriation based on each district's calculated amount. The Commissioner of Education may withhold disbursement of these funds until a district is in compliance with reporting information required for class size reduction implementation.	Provides operating funds to be used for class size reduction pursuant to sections 1003.03 and 1011.685, Florida Statutes. The class size reduction allocation shall be recalculated based on enrollment through the October 2015 FTE survey except as provided in section 1003.03(4), Florida Statutes. If the total class size reduction allocation is greater than the appropriation, funds shall be prorated to the level of the appropriation based on each district's calculated amount. The Commissioner of Education may withhold disbursement of these funds until a district is in compliance with reporting information required for class size reduction implementation.	Maintain Senate Position on Location. Otherwise, Same.
4	9	Discretionary Lottery/School Recognition	Funds in Specific Appropriation 9 are provided for the Florida School Recognition Program to be allocated as awards of up to \$100 per student to qualified schools pursuant to section 1008.36, Florida Statutes. Any district or school that receives a waiver from section 1008.34(7), 1008.36, and 1003.621, Florida Statutes shall not be eligible to receive School Recognition funding pursuant to Senate Bill 616 or similar legislation. This provision shall be contingent on the passage of Senate Bill 616 or similar legislation.  If there are funds remaining after payment to qualified schools, the balance shall be allocated as discretionary lottery funds to all school districts based on each district's K-12 base funding. From these funds, school districts shall allocate up to \$5 per unweighted student to be used at the discretion of the school advisory council pursuant to section 24.121(5), Florida Statutes. If funds are insufficient to provide \$5 per student, the available funds shall be prorated.	Funds provided for the Florida School Recognition Program are to be allocated as awards of up to \$100 per student to qualified schools pursuant to section 1008.36, Florida Statutes. If there are funds remaining after payment to qualified schools, the balance shall be allocated to all school districts based on each district's K-12 base funding. From these funds, school districts shall allocate up to \$5 per unweighted student to be used at the discretion of the school advisory council pursuant to section 24.121(5), Florida Statutes. If funds are insufficient to provide \$5 per student, the available funds shall be prorated.	Modified Senate Position: Funds in Specific Appropriation 9 are provided for the Florida School Recognition Program to be allocated as awards of up to \$100 per student to qualified schools pursuant to section 1008.36, Florida Statutes. Any district or school that receives a waiver from section 1008.34(7), 1008.36, and 1003.621, Florida Statutes shall not be eligible to receive School Recognition funding pursuant to Senate Bill 616 or similar legislation. This provision shall be contingent on the passage of Senate Bill 616 or similar legislation.  If there are funds remaining after payment to qualified schools, the balance shall be allocated as discretionary lottery funds to all school districts based on each district's K-12 base funding. From these funds, school districts shall allocate up to \$5 per unweighted student to be used at the discretion of the school advisory council pursuant to section 24.121(5), Florida Statutes. If funds are insufficient to provide \$5 per student, the available funds shall be prorated.
5		FEFP Intro Sec 2	The calculations of the Florida Education Finance Program (FEFP) for the 2015-2016 fiscal year are incorporated by reference in Senate Bill 2502. The calculations are the basis for the appropriations made in the General Appropriations Act.	The calculations of the Florida Education Finance Program (FEFP) for the 2015-2016 fiscal year are incorporated by reference in HB 5003. The calculations, methodologies, and assumptions are the basis for the appropriations made in the General Appropriations Act in Specific Appropriations 7, 8, 9, 90, and 91.	Modified Senate Position: The calculations of the Florida Education Finance Program (FEFP) for the 2015-2016 fiscal year are incorporated by reference in SB 2502-A. The calculations are the basis for the appropriations made in the General Appropriations Act in Specific Appropriations 7, 8, 9, 90, and 91.
6	90	Base Student Allocation	Funds provided in Specific Appropriations 7 and 90 shall be allocated using a base student allocation of \$4,183.72 for the FEFP.	Not in House Bill.	Maintain Senate Position on Location. Otherwise, Same.

**2015-2016 Budget Conference Education Appropriations - FEFP Proviso Differences**  
**{Dark Print = Different, Light Print = Same}**

Item	SA	Proviso Issue	Senate Bill 2500	House Bill 5001	Senate Offer #1
7	90	DJJ Supplement	<p>Funds provided in Specific Appropriations 7 and 90 for the supplemental allocation for juvenile justice education programs shall be allocated pursuant to the formula provided in section 1011.62(10), Florida Statutes. The allocation factor shall be \$1,238.32.</p> <p>From the funds provided in Specific Appropriations 7 and 90, juvenile justice education programs shall receive funds as provided in section 1003.52(12), Florida Statutes. Up to \$340 per student may be used for high school equivalency examination fees for juvenile justice students who pass the high school equivalency exam in full, or in part, while in a juvenile justice education program and may be used for students in juvenile justice education programs to support equipment, specially designed curricula, and industry credentialing testing fees, for students enrolled in career and technical education (CTE) courses that lead to industry recognized certifications.</p>	<p>Supplemental funds are provided for Juvenile Justice Education programs pursuant to section 1011.62(10), Florida Statutes. The allocation factor is multiplied by the weighted FTE and the District Cost Differential. From the funds provided, juvenile justice education programs shall receive funds as provided in section 1003.52(12), Florida Statutes. Up to \$340 per student may be used for high school equivalency examination fees for juvenile justice students who pass the high school equivalency exam in full, or in part, while in a juvenile justice education program and may be used for students in juvenile justice education programs to support equipment, specially designed curricula, and industry credentialing testing fees, for students enrolled in career and technical education (CTE) courses that lead to industry recognized certifications.</p>	Maintain Senate Position on Location. Otherwise, Same.
8	90	DCD	<p>The district cost differential (DCD) for each district shall be calculated pursuant to the provisions of section 1011.62(2), Florida Statutes.</p>	<p>The district cost differential (DCD) for each district shall be calculated pursuant to the provisions of section 1011.62(2), Florida Statutes.</p>	Maintain Senate Position on Location. Otherwise, Same.
9	90	Sparsity Supplement	<p>From the funds provided in Specific Appropriations 7 and 90, \$48,318,959 is provided for the Sparsity Supplement as defined in section 1011.62(7), Florida Statutes, for school districts of 24,000 and fewer FTE in the 2015-2016 fiscal year.</p>	<p>Funds are provided pursuant to section 1011.62(7), Florida Statutes, to limit eligibility to districts with 24,000 or fewer FTE students and 3 or less high school centers.</p>	Maintain Senate Position.
10	90	RLE	<p>Total Required Local Effort for Fiscal Year 2015-2016 shall be \$7,605,799,444. The total amount shall include adjustments made for the calculation required in section 1011.62(4)(a) through (c), Florida Statutes.</p>	<p>Total Required Local Effort for Fiscal Year 2015-2016 shall be \$7,605,795,796. The total amount shall include adjustments made for the calculation required in section 1011.62(4)(a) through (c), Florida Statutes.</p>	Maintain Senate Position on Location. Otherwise, Same.
11	90	Discretionary Millage	<p>The maximum nonvoted discretionary millage which may be levied pursuant to the provisions of section 1011.71(1), Florida Statutes, by district school boards in Fiscal Year 2015-2016 shall be 0.748 mills. This millage shall be used to calculate the discretionary millage compression supplement as provided in section 1011.62(5), Florida Statutes. To be eligible for the supplement, a district must levy the maximum.</p>	<p>The maximum nonvoted discretionary millage which may be levied pursuant to the provisions of section 1011.71(1), Florida Statutes, by district school boards in Fiscal Year 2015-2016 shall be 0.748 mills.</p>	Maintain Senate Position on Location. Otherwise, Same.
12	90	Program Cost Factors	<p>Funds provided in Specific Appropriations 7 and 90 are based upon program cost factors for Fiscal Year 2015-2016 as follows:</p> <ol style="list-style-type: none"> <li>Basic Programs <ul style="list-style-type: none"> <li>A. K-3 Basic.....1.115</li> <li>B. 4-8 Basic.....1.000</li> <li>C. 9-12 Basic.....1.005</li> </ul> </li> <li>Programs for Exceptional Students <ul style="list-style-type: none"> <li>A. Support Level 4.....3.613</li> <li>B. Support Level.....5.258</li> </ul> </li> <li>English for Speakers of Other Languages.....1.180</li> <li>Programs for Grades 9-12 Career Education.....1.005</li> </ol>		Maintain Senate Position on Location. Otherwise, Same.

**2015-2016 Budget Conference Education Appropriations - FEFP Proviso Differences**  
**{Dark Print = Different, Light Print = Same}**

Item	SA	Proviso Issue	Senate Bill 2500	House Bill 5001	Senate Offer #1
13	90	ESE Guaranteed Allocation	From the funds in Specific Appropriations 7 and 90, \$959,074,654 is provided to school districts as an Exceptional Student Education (ESE) Guaranteed Allocation as authorized by law to provide educational programs and services for exceptional students. Funds provided for gifted educational programs and services must primarily be focused on advanced mathematics and science curriculum and enrichment with instruction provided by an in-field teacher. The ESE Guaranteed Allocation funds are provided in addition to the funds for each exceptional student in the per FTE student calculation. Each district's ESE Guaranteed Allocation for the 2015-2016 appropriation shall not be recalculated during the school year. School districts that provided educational services in 2014-2015 for exceptional students who are residents of other districts shall not discontinue providing such services without the prior approval of the Department of Education. Expenditure requirements for the ESE Guaranteed Allocation shall be as prescribed in section 1010.20(3), Florida Statutes, for programs for exceptional students.	Funding is provided for educational programs and services for exceptional students. Funds provided for gifted educational programs and services must primarily be focused on advanced mathematics and science curriculum and enrichment with instruction provided by an in-field teacher. The ESE Guaranteed Allocation funds are provided in addition to the funds for each exceptional student in the per FTE student calculation. Each district's ESE Guaranteed Allocation for the 2015-2016 appropriation shall not be recalculated during the school year. School districts that provided educational services in 2014-2015 for exceptional students who are residents of other districts shall not discontinue providing such services without the prior approval of the Department of Education. Expenditure requirements for the ESE Guaranteed Allocation shall be as prescribed in section 1010.20(3), Florida Statutes, for programs for exceptional students.	Maintain Senate Position on Location. Otherwise, Same.
14	90	Small District ESE Supplement	From the funds provided in Specific Appropriations 7 and 90, the value of 43.35 weighted FTE students is provided to supplement the funding for severely handicapped students served in ESE programs 254 and 255 when a school district has less than 10,000 FTE student enrollment and less than three FTE eligible students per program. The Commissioner of Education shall allocate the value of the supplemental FTE based on documented evidence of the difference in the cost of the service and the amount of funds received in the district's FEFP allocations for the students being served. The supplemental value shall not exceed three FTE.	The value of 43.35 weighted FTE students is provided to supplement the funding for severely handicapped students served in ESE programs 254 and 255 when a school district has less than 10,000 FTE student enrollment and less than three FTE eligible students per program. The Commissioner of Education shall allocate the value of the supplemental FTE based on documented evidence of the difference in the cost of the service and the amount of funds received in the district's FEFP allocations for the students being served. The supplemental value shall not exceed three FTE.	Maintain Senate Position on Location. Otherwise, Same.
15	90	Declining Enrollment Allocation	The Declining Enrollment Supplement shall be calculated based on 25 percent of the decline between the prior year and current year unweighted FTE students.	The Declining Enrollment Supplement shall be calculated based on 25% of the decline between the prior year and current year unweighted FTE students pursuant to section 1011.62(8), Florida Statutes.	Maintain Senate Position on Location. Otherwise, Same.

2015-2016 Budget Conference Education Appropriations - FEFP Proviso Differences

{Dark Print = Different, Light Print = Same}

Item	SA	Proviso Issue	Senate Bill 2500	House Bill 5001	Senate Offer #1
16	90	Safe Schools Allocation	<p>From the funds in Specific Appropriations 7 and 90, \$64,456,019 is provided for Safe Schools activities and shall be allocated as follows: \$62,660 shall be distributed to each district, and the remaining balance shall be allocated as follows: two-thirds based on the latest official Florida Crime Index provided by the Department of Law Enforcement and one-third based on each district's share of the state's total unweighted student enrollment. Safe Schools activities include: (1) after school programs for middle school students; (2) middle and high school programs for correction of specific discipline problems; (3) other improvements to enhance the learning environment, including implementation of conflict resolution strategies; (4) behavior driven intervention programs that include anger and aggression management strategies; (5) alternative school programs for adjudicated youth that may include a web-based virtual system that results in mastery and certification, competency or credentials in the following inter-related counseling disciplines necessary for success in education and the work environment, including adjustment, educational, employment and optimal mental health areas that will include, but are not limited to, anger and impulse control, depression and anxiety, self-esteem, respect for authority, personal behavior, goal setting, time and stress management, social and workplace adjustment, substance use and abuse, workplace soft skills, communication skills, work ethic, the importance of timeliness, attendance and the self-marketing skills for future educational and/or employment opportunities; (6) suicide prevention programs; (7) bullying prevention and intervention; (8) school resource officers; and (9) detection dogs. Each district shall determine, based on a review of its existing programs and priorities, how much of its total allocation to use for each authorized Safe Schools activity. The Department of Education shall monitor compliance with reporting procedures contained in section 1006.147, Florida Statutes. If a district does not comply with these procedures, the district's funds from the Safe Schools allocation shall be withheld and reallocated to the other school districts. Each school district shall report to the Department of Education the amount of funds expended for each of the nine activities.</p>	<p>Safe Schools activities include: (1) after school programs for middle school students; (2) middle and high school programs for correction of specific discipline problems; (3) other improvements to enhance the learning environment, including implementation of conflict resolution strategies; (4) behavior driven intervention programs that include anger and aggression management strategies; (5) alternative school programs for adjudicated youth that may include a web-based virtual system that results in mastery and certification, competency or credentials in the following inter-related counseling disciplines necessary for success in education and the work environment, including adjustment, educational, employment and optimal mental health areas that will include, but are not limited to, anger and impulse control, depression and anxiety, self-esteem, respect for authority, personal behavior, goal setting, time and stress management, social and workplace adjustment, substance use and abuse, workplace soft skills, communication skills, work ethic, the importance of timeliness, attendance and the self-marketing skills for future educational and/or employment opportunities; (6) suicide prevention programs; (7) bullying prevention and intervention; (8) school resource officers; and (9) detection dogs. Each district shall determine, based on a review of its existing programs and priorities, how much of its total allocation to use for each authorized Safe Schools activity. The Department of Education shall monitor compliance with reporting procedures contained in section 1006.147, Florida Statutes. If a district does not comply with these procedures, the district's funds from the Safe Schools allocation shall be withheld and reallocated to the other school districts. Each school district shall report to the Department of Education the amount of funds expended for each of the nine activities.</p>	Maintain Senate Position on Location. Otherwise, Same.



## 2015-2016 Budget Conference Education Appropriations - FEFP Proviso Differences

{Dark Print = Different, Light Print = Same}

Item	SA	Proviso Issue	Senate Bill 2500	House Bill 5001	Senate Offer #1
17	90	Supplemental Academic Instruction Allocation	From the funds in Specific Appropriations 7 and 90, \$648,334,272 is for Supplemental Academic Instruction to be provided throughout the school year pursuant to section 1011.62 (1)(f), Florida Statutes. From these funds, at least \$75,000,000, together with funds provided in the district's research-based reading instruction allocation and other available funds, shall be used by districts with one or more of the 300 lowest performing elementary schools based on the statewide, standardized English Language Arts assessment to provide an additional hour of instruction beyond the normal school day for each day of the entire school year, and the equivalent hours of instruction in a summer program, for intensive reading instruction for the students in each of these schools. This additional hour of instruction must be provided by teachers or reading specialists who are effective in teaching reading, or by a K-5 mentoring reading program that is supervised by a teacher who is effective at teaching reading. Students enrolled in these schools who have level 5 reading assessment scores may choose to participate in the additional hour of instruction on an optional basis. ESE centers shall not be included in the 300 schools.	Funds are provided pursuant to section 1011.62(1)(f), Florida Statutes, to help K-12 students progress from grade to grade and graduate. The allocation is not recalculated after the appropriation. These funds shall be used to provide Supplemental Academic Instruction to students enrolled in the K-12 program.	<b>Modified Senate Position:</b> From the funds in Specific Appropriations 7 and 90, \$648,334,272 is for Supplemental Academic Instruction to be provided throughout the school year pursuant to section 1011.62 (1)(f), Florida Statutes. From these funds, at least \$75,000,000, together with funds provided in the district's research-based reading instruction allocation and other available funds, shall be used by districts with one or more of the 300 lowest performing elementary schools based on the statewide, standardized English Language Arts assessment to provide an additional hour of instruction beyond the normal school day for each day of the entire school year <u>for intensive reading instruction for the students in each of these schools, and the equivalent at least 80 hours of instruction in a summer program, for intensive reading instruction for the students in each of these schools with a focus on reading for students who scored Level 1 or Level 2 on the assessment.</u> This additional hour of instruction must be provided by teachers or reading specialists who are effective in teaching reading, or by a K-5 mentoring reading program that is supervised by a teacher who is effective at teaching reading. Students enrolled in these schools who have level 5 reading assessment scores may choose to participate in the additional hour of instruction on an optional basis. ESE centers shall not be included in the 300 schools. <u>The 300 lowest performing schools shall be the same schools as identified for the 2014-2015 fiscal year.</u>
17	90	Supplemental Academic Instruction Allocation	The Department of Education shall provide guidance to school districts for documentation of the expenditures for the additional hour of instruction to ensure that all local, state, and federal funds are maximized for the total instructional program and that the funds used for the additional hour of instruction in these 300 schools do not supplant federal funds. School districts shall submit a report to the Department of Education in a format prepared by the department that includes summary information, including funding sources, expenditures and student outcomes for each of the participating schools that shall be submitted to the Speaker of the House of Representatives, President of the Senate, and Governor by September 30, 2016. Pursuant to section 1008.32, Florida Statutes, the State Board of Education shall withhold funds from a school district that fails to comply with this requirement.		<u>As an alternative for a school that is one of the 300 lowest performing, but not one of the 100 lowest performing, a school district may provide the equivalent hours of after-school or summer school instruction through a plan adopted by the local school board. At a minimum, the plan must include the equivalent hours of additional instruction, as required for the 100 lowest performing schools, for students with Level 1 and Level 2 reading assessment scores in those schools. Students in those schools with Levels 3, 4, or 5 assessment scores may participate in the additional instruction on an optional basis. A copy of the board-approved plan shall be provided to the Department of Education.</u>  The Department of Education shall provide guidance to school districts for documentation of the expenditures for the additional hour of instruction to ensure that all local, state, and federal funds are maximized for the total instructional program and that the funds used for the additional hour of instruction in these 300 schools do not supplant federal funds. School districts shall submit a report to the Department of Education in a format prepared by the department that includes summary information, including funding sources, expenditures and student outcomes for each of the participating schools that shall be submitted to the Speaker of the House of Representatives, President of the Senate, and Governor by September 30, 2016. Pursuant to section 1008.32, Florida Statutes, the State Board of Education shall withhold funds from a school district that fails to comply with this requirement.

**2015-2016 Budget Conference Education Appropriations - FEFP Proviso Differences**  
**{Dark Print = Different, Light Print = Same}**

Item	SA	Proviso Issue	Senate Bill 2500	House Bill 5001	Senate Offer #1
18	90	Reading Allocation	From the funds in Specific Appropriations 7 and 90, \$130,000,000 is provided for a K-12 comprehensive, district-wide system of research-based reading instruction. The amount of \$115,000 shall be allocated to each district and the remaining balance shall be allocated based on each district's proportion of the total K-12 base funding. From these funds, at least \$15,000,000 shall be used to provide an additional hour of intensive reading instruction beyond the normal school day for each day of the entire school year, and the equivalent hours of instruction in a summer program, for the students in the 300 lowest performing elementary schools based on the statewide, standardized English Language Arts assessment pursuant to sections 1008.22(3) and 1011.62(9), Florida Statutes. This additional hour of instruction must be provided by teachers or reading specialists who are effective in teaching reading. Students enrolled in these schools who have level 5 reading assessment scores may choose to participate in the additional hour of instruction on an optional basis. ESE centers shall not be included in the 300 schools. Pursuant to section 1008.32, Florida Statutes, the State Board of Education shall withhold funds from a school district that fails to comply with this requirement.	Funding is provided for a K-12 comprehensive, district-wide system of research-based reading instruction	From the funds in Specific Appropriations 7 and 90, \$130,000,000 is provided for a K-12 comprehensive, district-wide system of research-based reading instruction. The amount of \$115,000 shall be allocated to each district and the remaining balance shall be allocated based on each district's proportion of the total K-12 base funding. From these funds, at least \$15,000,000 shall be used to provide an additional hour of intensive reading instruction beyond the normal school day for each day of the entire school year for the students in each of the 300 lowest performing elementary schools based on the statewide English Language Arts assessment, and the equivalent at least 80 hours of instruction in a summer program for the students in these schools who scored Level 1 or 2, for the students in the 300 lowest performing elementary schools based on the statewide, standardized English Language Arts assessment pursuant to sections 1008.22(3) and 1011.62(9), Florida Statutes. This additional hour of instruction must be provided by teachers or reading specialists who are effective in teaching reading. Students enrolled in these schools who have level 5 reading assessment scores may choose to participate in the additional hour of instruction on an optional basis. ESE centers shall not be included in the 300 schools. The 300 lowest performing schools shall be the same schools as identified for the 2014-2015 fiscal year.
18	90	Reading Allocation			As an alternative for a school that is one of the 300 lowest performing, but not one of the 100 lowest performing, a school district may provide the equivalent hours of after-school or summer school instruction through a plan adopted by the local school board. At a minimum, the plan must include the equivalent hours of additional instruction, as required for the 100 lowest performing schools, for students with Level 1 and Level 2 reading assessment scores in those schools. Students in those schools with Levels 3, 4, or 5 assessment scores may participate in the additional instruction on an optional basis. A copy of the board-approved plan shall be provided to the Department of Education. Pursuant to section 1008.32, Florida Statutes, the State Board of Education shall withhold funds from a school district that fails to comply with this requirement.
19	90	Instructional Materials Allocation	From the funds provided in Specific Appropriations 7 and 90, \$225,413,269 is provided for Instructional Materials including \$11,903,038 for Library Media Materials, \$3,253,497 for the purchase of science lab materials and supplies, \$10,090,891 for dual enrollment instructional materials, and \$3,043,033 for the purchase of digital instructional materials for students with disabilities. The growth allocation per FTE shall be \$296.67 for the 2015-2016 fiscal year. School districts shall pay for instructional materials used for the instruction of public high school students who are earning credit toward high school graduation under the dual enrollment program as provided in section 1011.62(1)(i), Florida Statutes.	School districts shall pay for instructional materials used for the instruction of public high school students who are earning credit toward high school graduation under the dual enrollment program as provided in section 1011.62(1)(i), Florida Statutes.	Maintain Senate Position on Location. Otherwise, Same.

**2015-2016 Budget Conference Education Appropriations - FEFP Proviso Differences**  
**{Dark Print = Different, Light Print = Same}**

Item	SA	Proviso Issue	Senate Bill 2500	House Bill 5001	Senate Offer #1
19	90	Instructional Materials Allocation	From the funds provided for Instructional Materials, \$165,000,000 shall be available to school districts to purchase instructional content as well as electronic devices and technology equipment and infrastructure. The purchases made in the 2015-2016 fiscal year must comply with the minimum or recommended requirements for instructional content, hardware, software, networking, security and bandwidth and the number of students per device as developed and published by the Department of Education. Prior to release of the funds by the department to the school districts, each school district shall certify to the Commissioner of Education an expenditure plan for the purchase of instructional content and technology. If the district intends to use any portion of the funds for technology, the district must certify that it has the instructional content necessary to provide instruction aligned to the adopted statewide benchmarks and standards. If the district intends to use the funds for technology the district must include an expenditure plan for the purchase of electronic devices and technology equipment and infrastructure that demonstrates the alignment of devices and equipment with the minimum or recommended requirements. The department shall provide a report to the Legislature on or before March 1, 2016 that summarizes the district expenditures for these funds.	From the funds provided for Instructional Materials, \$165,000,000 shall be available to school districts to purchase instructional content as well as electronic devices and technology equipment and infrastructure. The purchases made in the 2015-2016 fiscal year must comply with the minimum or recommended requirements for instructional content, hardware, software, networking, security and bandwidth and the number of students per device as developed and published by the department. Prior to release of the funds by the department to the school districts, each school district shall certify to the Commissioner of Education an expenditure plan for the purchase of instructional content and technology. If the district intends to use any portion of the funds for technology, the district must certify that it has the instructional content necessary to provide instruction aligned to the adopted statewide benchmarks and standards. If the district intends to use the funds for technology the district must include an expenditure plan for the purchase of electronic devices and technology equipment and infrastructure that demonstrates the alignment of devices and equipment with the minimum or recommended requirements. The department shall provide a report to the Legislature on or before March 1, 2016 that summarizes the district expenditures for these funds.	Maintain Senate Position on Location. Otherwise, Same.
20	90	Student Transportation Allocation	From funds provided in Specific Appropriations 7 and 90, \$428,737,612 is provided for Student Transportation as provided in section 1011.68, Florida Statutes.	Funding is provided for student transportation pursuant to section 1011.68, Florida Statutes.	Maintain Senate Position on Location. Otherwise, Same.
21	90	Teacher Classroom Supply Allocation	From funds provided in Specific Appropriations 7 and 90, \$45,286,750 is provided for the Teachers Classroom Supply Assistance Program and shall be given to teachers pursuant to section 1012.71, Florida Statutes. The allocation shall not be recalculated during the school year.	The allocation provides a supplement for classroom materials and supplies pursuant to section 1012.71, Florida Statutes, to each full-time teacher, media specialist, and guidance counselor who serves students in prekindergarten through grade 12 who are funded through the FEFP. Charter school teachers and job-share teachers shall be included. Funds shall be allocated based on unweighted FTE. The allocation shall not be recalculated after the appropriation.	Maintain Senate Position on Location. Otherwise, Same.

**2015-2016 Budget Conference Education Appropriations - FEFP Proviso Differences**  
**{Dark Print = Different, Light Print = Same}**

Item	SA	Proviso Issue	Senate Bill 2500	House Bill 5001	Senate Offer #1
22	90	Federally Connected Student Supplement	<p>From the funds provided in Specific Appropriation 7 and 90, a Federally-Connected Student Supplement shall be calculated to support the education of students connected with federally-owned military installations, National Aeronautics and Space Administration (NASA) property, and Indian lands. The supplement shall be the sum of a student allocation and an exempt property allocation. To participate, districts must be eligible for federal Impact Aid funding. The student allocation shall be based on the total number of students, including students with disabilities, reported for federal impact aid who: 1) reside with a parent on active duty in the uniformed services or who is an accredited foreign government official and military officer, 2) reside on eligible Indian lands, or 3) reside with a civilian parent who lives or works on eligible federal property connected with a military installation or NASA. This third category shall be multiplied by a factor of 0.5. Students with disabilities shall also be counted separately for the first two categories. The total number of federally-connected students and the total number of students with disabilities shall be multiplied by 3 percent and 10.5 percent of the base student allocation, respectively. The exempt property allocation shall be equal to the tax-exempt value of federal impact aid lands reserved as military installations, real property owned by NASA, or eligible federally-owned Indian lands located in the district, multiplied by the millage authorized and levied under section 1011.71(2).</p> <p>For the 2015-2016 fiscal year, this allocation shall be derived from the data reported by school districts for the federal Impact Aid Program, Section 8003, Title VIII of the Elementary and Secondary Education Act, for the 2015 federal fiscal year and shall not be recalculated. The Department of Education shall establish a process to collect student enrollment for this allocation during the student surveys for application in subsequent fiscal years.</p>	Not in House Bill.	<p><b>Modified Senate Position:</b>  From the funds provided in Specific Appropriation 7 and 90, a Federally-Connected Student Supplement shall be calculated to support the education of students connected with federally-owned military installations, National Aeronautics and Space Administration (NASA) property, and Indian lands. The supplement shall be the sum of a student allocation and an exempt property allocation. To participate, districts must be eligible for federal Impact Aid funding, <u>under Section 8003, Title VIII of the Elementary and Secondary Education Act of 1965</u>. The student allocation shall be based on the total number of students, including students with disabilities, reported for federal impact aid who: 1) reside with a parent on active duty in the uniformed services or who is an accredited foreign government official and military officer, 2) reside on eligible Indian lands, or 3) reside with a civilian parent who lives or works on eligible federal property connected with a military installation or NASA. This third category shall be multiplied by a factor of 0.5. Students with disabilities shall also be counted separately for the first two categories. The total number of federally-connected students and the total number of students with disabilities shall be multiplied by 3 percent and 10.5 percent of the base student allocation, respectively. The exempt property allocation shall be equal to the tax-exempt value of federal impact aid lands reserved as military installations, real property owned by NASA, or eligible federally-owned Indian lands located in the district, multiplied by the millage authorized and levied under section 1011.71(2).</p> <p>For the 2015-2016 fiscal year, this allocation shall be derived from the data reported by school districts for the federal Impact Aid Program, Section 8003, Title VIII of the Elementary and Secondary Education Act, for the 2015 federal fiscal year and shall not be recalculated. The Department of Education shall establish a process to collect student enrollment for this allocation during the student surveys for application in subsequent fiscal years.</p>
23	90	Virtual Education Contribution	Funds provided in Specific Appropriations 7 and 90 for the Virtual Education Contribution shall be allocated pursuant to the formula provided in <a href="#">section 1011.62(11), Florida Statutes</a> . The contribution shall be based on \$5,230 per FTE.	Funds are provided for all virtual education programs to receive an amount per FTE pursuant to <a href="#">section 1011.62(11), Florida Statutes</a> .	Maintain Senate Position on Location. Otherwise, Same.
24	90	Fees	Districts may charge a fee for grades K-12 voluntary non-credit summer school enrollment in basic program courses. The amount of any student's fee shall be based on the student's ability to pay and the student's financial need as determined by district school board policy.	Districts may charge a fee for grades K-12 voluntary non-credit summer school enrollment in basic program courses. The amount of any student's fee shall be based on the student's ability to pay and the student's financial need as determined by district school board policy.	Same.



**2015-2016 Budget Conference Education Appropriations - FEFP Proviso Differences**  
**{Dark Print = Different, Light Print = Same}**

Item	SA	Proviso Issue	Senate Bill 2500	House Bill 5001	Senate Offer #1
25	90	K to 8 Virtual Education Safety Net	From the funds in Specific Appropriations 7 and 90, school districts may execute an appropriate contract for full-time virtual instruction through K-8 virtual schools that received funds from Specific Appropriation 93 of chapter 2008-152, Laws of Florida. School districts may expend a negotiated amount per student for each student who was enrolled and served during the 2014-2015 fiscal year and who is re-enrolled and eligible to be served during the 2015-2016 fiscal year. Each of the K-8 virtual schools shall provide to the Department of Education the name and address of each student who was enrolled and served during the 2014-2015 fiscal year and who is re-enrolled and is eligible to be served during the 2015-2016 fiscal year. The department shall verify the eligibility of the students, assist with placement of each student in a school district virtual instruction program regardless of the student's district of residence, and assist the school district with executing an appropriate contract with an approved K-8 virtual school for payment for virtual instruction for each student. The maximum number of students to be funded pursuant to this provision is the number of students served in the 2014-2015 fiscal year.	From the funds in Specific Appropriations 7 and 90, school districts may execute an appropriate contract for full-time virtual instruction through K-8 virtual schools that received funds from Specific Appropriation 93 of chapter 2008-152, Laws of Florida. School districts may expend a negotiated amount per student for each student who was enrolled and served during the 2014-2015 fiscal year and who is re-enrolled and eligible to be served during the 2015-2016 fiscal year. Each of the K-8 virtual schools shall provide to the Department of Education the name and address of each student who was enrolled and served during the 2014-2015 fiscal year and who is re-enrolled and is eligible to be served during the 2015-2016 fiscal year. The department shall verify the eligibility of the students, assist with placement of each student in a school district virtual instruction program regardless of the student's district of residence, and assist the school district with executing an appropriate contract with an approved K-8 virtual school for payment for virtual instruction for each student. The maximum number of students to be funded pursuant to this provision is the number of students served in the 2014-2015 fiscal year.	Same.
26	91	Class Size Reduction	Funds in Specific Appropriations 8 and 91 are provided to implement the requirements of sections 1003.03 and 1011.685, Florida Statutes. The class size reduction allocation factor for grades prekindergarten to grade 3 shall be \$1,313.27, for grades 4 to 8 shall be \$895.79, and for grades 9 to 12 shall be \$897.95. The class size reduction allocation shall be recalculated based on enrollment through the October 2015 FTE survey except as provided in section 1003.03(4), Florida Statutes. If the total class size reduction allocation is greater than the appropriation in Specific Appropriations 8 and 91, funds shall be prorated to the level of the appropriation based on each district's calculated amount. The Commissioner of Education may withhold disbursement of these funds until a district is in compliance with reporting information required for class size reduction implementation.	Provides operating funds to be used for class size reduction pursuant to sections 1003.03 and 1011.685, Florida Statutes. The class size reduction allocation shall be recalculated based on enrollment through the October 2015 FTE survey except as provided in section 1003.03(4), Florida Statutes. If the total class size reduction allocation is greater than the appropriation, funds shall be prorated to the level of the appropriation based on each district's calculated amount. The Commissioner of Education may withhold disbursement of these funds until a district is in compliance with reporting information required for class size reduction implementation.	Maintain Senate Position on Location. Otherwise, Same.





**Conference Committee on  
Senate Subcommittee on Education Appropriations/House Education Appropriations  
Subcommittee**

**Senate Offer #1**

**Implementing Bill**

**Saturday, June 6, 2015  
11:00 a.m.**

**Pat Thomas Committee Room (412 Knott)**

**2015-2016 Budget Conference Education Appropriations - Implementing Bill Differences**

Item	Issue	Senate Section #	Senate Bill 2502-A	House Section #	House Bill 3-A	Senate Offer #1
1	FEFP	2	Incorporates Florida Education Finance Program workpapers by reference for the purpose of displaying the calculations used by the Legislature.	2	Incorporates Florida Education Finance Program workpapers by reference for the purpose of displaying the calculations used by the Legislature. Also considers workpapers to be part of the 2015-2016 General Appropriations Act.	Maintain Senate Position.
2	Instructional Materials	3	Provides that funds provided for instructional materials shall be released and expended as required in the proviso language attached to Specific Appropriation 9.	3	Provides that funds provided for instructional materials shall be released and expended as required in the proviso language attached to Specific Appropriation 9.	Same.
3	PECO Maintenance Funds	4	Amends s.1013.64(1)(a), F.S. to provide that for the 2015-2016 fiscal year, funds appropriated for remodeling, renovation, maintenance, repairs, and site improvement for existing satisfactory facilities be prorated based on each school district's share of the 2014-2015 reported fixed capital outlay FTE.		Not in House Bill.	Maintain Senate Position.
4	Special Facilities Millage	5	Provides that any district school board that generates less than <b>\$2 million</b> in revenue from a one mill of ad valorem tax shall contribute 0.75 mills, rather than 1.5 mills, for Fiscal Year 2015-2016 to the cost of funded special facilities projects.	5	Provides that any district school board that generates less than <b>\$1 million</b> in revenue from a one mill of ad valorem tax shall contribute 0.75 mills, rather than 1.5 mills, for Fiscal Year 2015-2016 to the cost of funded special facilities projects.	Maintain Senate Position.
5	FEFP - 300 Lowest	6	Supplemental Academic Instruction - extends extra hour requirement for 300 Lowest Performing Schools during the regular school year and requires a summer program. Adds a subsequent year component for students with Level 1 or Level 2 scores after a school moves off the list.		Not in House Bill.	Modified Senate Position: 1) Clarifies summer program requirement, 2) Specifies the 2014-2015 lowest 300 remain the lowest 300 for 2015-2016, 3) Provides flexibility for schools not in the lowest 100 to utilize a local school board approved plan to provide the instruction.
6	FEFP - 300 Lowest	6	Reading Allocation - extends extra hour requirement for 300 Lowest Performing Schools during the regular school year and requires a summer program. Adds a subsequent year component for students with Level 1 or Level 2 scores after a school moves off the list.		Not in House Bill.	Modified Senate Position: 1) Clarifies summer program requirement, 2) Specifies the 2014-2015 lowest 300 remain the lowest 300 for 2015-2016, 3) Provides flexibility for schools not in the lowest 100 to utilize a local school board approved plan to provide the instruction.


7	<b>FEFP - Federally Connected</b>	6	Creates Federally Connected Student Supplement to support the education of students who are connected to military bases, Indian lands, and NASA property.		Not in House Bill.	Modified Senate Position: Technical adjustments to clarify eligibility and that funding is as specified in the GAA.
8	<b>FEFP - Discretionary Millage</b>	6	Discretionary Millage Compression Supplement - revises from the average to 5% above the average funds per FTE		Not in House Bill.	Maintain Senate Position.
9	<b>FEFP - Virtual Ed</b>	6	Virtual Education Contribution - revises the supplement for virtual education to account for Declining Enrollment and the ESE Guarantee.		Not in House Bill.	Accept House Position.
10	<b>FEFP - Sparsity</b>	6	Sparsity Supplement - for districts that have between 20,000 and 24,000 FTE, the FTE are divided by four high school centers to determine the sparsity index.		Not in House Bill.	Maintain Senate Position.
11	<b>FEFP - CAPE Dual Enrollment Bonuses</b>	6	CAPE industry certification bonuses are provided to districts for dual enrollment students whose certifications are not on the postsecondary list and for students who earn certifications through a nonpublic postsecondary institution.		Not in House Bill.	Maintain Senate Position.
12	<b>FEFP - CAPE Teacher Bonuses</b>	6	CAPE teacher bonuses are increased to \$75 and \$100 for the .3, .5, and 1.0 FTE industry certification bonuses and the maximum is increased to \$4,000.		Not in House Bill.	Maintain Senate Position.
13	<b>Local Capital Improvement Revenue</b>	9	Authorizes use of these funds for enterprise resource software licenses.		Not in House Bill.	Maintain Senate Position.
14	<b>State University Performance Funding</b>	10	Establishes the State University System performance funding model in statute.		Not in House Bill.	Modified Senate Position: 1) Institutions required to submit an improvement plan only if failing to meet the points threshold, 2) Limits improvement plan option to one time only, 3) Provides a process for improvement plans and withholding funds should they not be restored
15	<b>Florida College System Performance Funding</b>	11	Creates a Florida College System performance funding model		Not in House Bill.	Maintain Senate Position

16	<b>Florida Digital Classrooms Allocation</b>		Not in Senate Bill.	4	Requires that each district's digital classroom plan give preference to funding technology purchases that support district compliance with DOE minimum technology requirements.	Maintain Senate Position
17	<b>Educator Liability Insurance Program</b>		Not in Senate Bill.	6	Requires DOE to administer an educator liability insurance program and provide \$2 million in liability coverage to participating individuals at cost.	Maintain Senate Position
18	<b>Child Care Executive Partnership (CCEP)</b>		Not in Senate Bill.	7	Authorizes OEL to allocate and reallocate CCEP funds to prevent disenrollment of children from the school readiness program or CCEP program.	Accept House Position.
19	<b>Florida College System (FCS) Baccalaureate Approval Process</b>		Not in Senate Bill.		Not in House Bill.	New Issue: Amends s.1007.33 (4) and (5) relating to the FCS baccalaureate degree approval process for the 2015-16 fiscal year. 1) amends proposal submission deadlines and requirements, 2) removes St. Petersburg College exemption from State Board of Education approval process, 3) prohibits FCS institutions from offering Bachelor of Arts programs.
20	<b>Personal Learning Scholarship Account (PLSA)</b>		Not in Senate Bill.		Not in House Bill.	New Issue: 1) Expands PLSA eligibility to include 3 and 4-year-olds, broader autism spectrum disorder definition, and muscular dystrophy; 2) establishes eligibility priority, 3) modifies the eligibility verification process, 4) strengthens safeguards and expressly empowers commissioner to recoup unauthorized expenditures, and 5) amends the release of funds and student funding process for the 2015-2016 fiscal year.
21	<b>Bright Futures</b>		Not in Senate Bill.		Not in House Bill.	New Issue: Modifies community service work requirements for Bright Futures initial eligibility by redefining as volunteer service and specifically authorizing internships, work for a nonprofit community service organization, and activity on behalf of a candidate for public office.

22	<b>Florida National Merit Scholarship Incentive Program</b>		Not in Senate Bill.		Not in House Bill.	New Issue: Changes the name of the program to the Benacquisto Scholarship Program and includes new language requiring eligible state universities to sponsor National Merit Scholarships.
23	<b>Florida Teacher Classroom Supply Assistance</b>		Not in Senate Bill.		Not in House Bill.	New Issue: Requires school districts to collect receipts from classroom teachers for expenditures and for teachers to return funds for undocumented expenditures.
24	<b>Auditory-Oral Funding</b>		Not in Senate Bill.		Not in House Bill.	New Issue: Amends matrix of services calculation by adding 3 special consideration points for a student who is deaf and enrolled in an auditory-oral education program.
25	<b>Workforce Career Center Funding</b>		Not in Senate Bill.		Not in House Bill.	New Issue: Career centers and charter technical career centers may not be funded if name includes the word "college" without express legislative approval.
26	<b>Teacher Evaluations - 25 student absences</b>		Not in Senate Bill.		Not in House Bill.	New Issue: Prohibits performance of students with 25 or more absence from being included in teacher evaluations.
27	<b>Required Instruction on 9/11 Terrorist Attacks</b>		Not in Senate Bill.		Not in House Bill.	New Issue: Amend s. 1003.42, F.S., to include required instruction on 9/11 terrorist attacks. Cite as the "Representative Clay Ford, Jr., Provision."
28	<b>School District Construction Flexibility</b>		Not in Senate Bill.		Not in House Bill.	New Issue: Allows school districts by supermajority vote to implement specific exceptions to the educational facilities construction requirements regarding: 1) interior nonload-bearing walls; 2) walkways, roadways, driveways, and parking areas; 3) standards for relocatable buildings that do not have covered walkways; and 4) site lighting.



29	<b>Full-time Student Definition - Double Session Schools</b>		Not in Senate Bill.		Not in House Bill.	<b>New Issue:</b> Clarifies that double session schools offering less than the standard hours of instruction, except as a result of emergency conditions, shall have their FTE adjusted accordingly.
30	<b>Digital Classrooms</b>		Not in Senate Bill.		Not in House Bill.	<b>New Issue:</b> Requires each school district to certify participation in a digital readiness assessment to receive digital classrooms funding.  Requires that DOE collaborate with AST to 1) establish minimum technology architecture standards, 2) Develop a digital readiness scorecard, 3) Identify a sample of school districts for an interim assessment, and 4) Contract with an independent third-party to conduct an assessment of digital readiness and the implementation of digital classrooms.  Also requires each school district's digital classrooms plan to give preference to funding technology purchases that will address identified gaps.



**Conference Committee on  
Senate Appropriations Subcommittee on  
Education / House Education  
Appropriations Subcommittee**

**FEFP**

**Meeting Packet**

**Saturday, June 6, 2015  
11:00 a.m.**

**Pat Thomas Committee Room (412 Knott)**

2015-2016 FEFP - SENATE OFFER #1, JUNE 6, 2015  
Public Schools Funding Summary, Comparison with 2014-2015  
Total All Districts

	2014-2015 4th Calculation -1-	2015-2016 Senate Offer #1 -2-	Difference -3-	Percentage Difference -4-
<b>1 Major FEFP Formula Components</b>				
2 Unweighted FTE	2,743,616.85	2,773,673.69	30,056.84	1.10%
3 Weighted FTE	2,974,990.78	3,009,994.99	35,004.21	1.18%
4				
5 School Taxable Value (Tax Roll)	1,519,436,327,935	1,615,112,768,077	95,676,440,142	6.30%
6				
7 Required Local Effort Millage	5.089	5.089	0.000	0.00%
8 Discretionary Millage	0.748	0.748	0.000	0.00%
9 Total Millage	5.837	5.837	0.000	0.00%
10				
11 Base Student Allocation	4,031.77	4,145.12	113.35	2.81%
12				
<b>13 FEFP Detail</b>				
14 WFTE x BSA x DCD (Base FEFP)	12,003,625,958	12,486,165,689	482,539,731	4.02%
15 Declining Enrollment Allocation	554,739	1,102,605	547,866	98.76%
16 Sparsity Supplement	48,318,959	48,318,959	0	0.00%
17 State Funded Discretionary Contribution	14,659,078	15,934,195	1,275,117	8.70%
18 .748 Mill Compression	168,110,006	215,343,228	47,233,222	28.10%
19 Safe Schools	64,456,019	64,456,019	0	0.00%
20 Supplemental Academic Instruction	642,089,342	648,910,576	6,821,234	1.06%
21 Reading Instruction Allocation	130,000,000	130,000,000	0	0.00%
22 ESE Guaranteed Allocation	950,781,688	959,182,058	8,400,370	0.88%
23 DJJ Supplemental Allocation	7,553,741	7,471,265	(82,476)	-1.09%
24 Transportation	424,875,855	429,530,450	4,654,595	1.10%
25 Instructional Materials	223,382,911	225,830,113	2,447,202	1.10%
26 Teachers Classroom Supplies Allocation	45,286,750	45,286,750	0	0.00%
27 Virtual Education Contribution	21,307,991	15,612,828	(5,695,163)	-26.73%
28 Digital Classrooms Allocation	40,000,000	60,000,000	20,000,000	50.00%
29 Federally-Connected Student Supplement	0	12,372,425	12,372,425	
30 Total FEFP	14,785,003,037	15,365,517,160	580,514,123	3.93%
31				
32 Less: Required Local Effort	7,179,758,192	7,604,185,995	424,427,803	5.91%
33				
34 Gross State FEFP Funds	7,605,244,845	7,761,331,165	156,086,320	2.05%
35 Proration to Appropriation	(105,282,828)	0	105,282,828	-100.00%
36 Net State FEFP Funds	7,499,962,017	7,761,331,165	261,369,148	3.48%
37				
<b>38 State Categorical Programs</b>				
39 Discretionary Lottery/School Recognition	134,582,877	134,582,877	0	0.00%
40 Class Size Reduction Allocation	3,013,103,776	3,040,910,760	27,806,984	0.92%
41 Total Categorical Funding	3,147,686,653	3,175,493,637	27,806,984	0.88%
42				
43 Total State Funding	10,647,648,670	10,936,824,802	289,176,132	2.72%
44				
<b>45 Local Funding</b>				
46 Total Required Local Effort	7,179,758,192	7,604,185,995	424,427,803	5.91%
47 .748 Mill Discretionary Local Effort	1,077,326,774	1,145,106,694	67,779,920	6.29%
48 Total Local Funding	8,257,084,966	8,749,292,689	492,207,723	5.96%
49				
50 Total Funding	18,904,733,636	19,686,117,491	781,383,855	4.13%
51 Total Funds per FTE	6,890.44	7,097.49	207.05	3.00%

H:\FEFP201516\16s83.xlsm