


The Florida Senate
COMMITTEE MEETING EXPANDED AGENDA
APPROPRIATIONS SUBCOMMITTEE ON HIGHER
EDUCATION
Senator Galvano, Chair
Senator Simmons, Vice Chair

MEETING DATE: Wednesday, December 14, 2016
TIME: 2:00—4:00 p.m.
PLACE: Pat Thomas Committee Room, 412 Knott Building

MEMBERS: Senator Galvano, Chair; Senator Simmons, Vice Chair; Senators Bradley, Clemens, Farmer, and Lee

TAB	BILL NO. and INTRODUCER	BILL DESCRIPTION and SENATE COMMITTEE ACTIONS	COMMITTEE ACTION
	Introduction of Members and Staff		
1	Presentation of Higher Education Appropriations Subcommittee Overview		Presented
	Other Related Meeting Documents		

Higher Education Appropriations Subcommittee Overview



Summary

- Budgets within Higher Education
- Education Funding Summary
- Historical Student Enrollment and Funding for the Major Higher Education Systems
- Emerging Issues

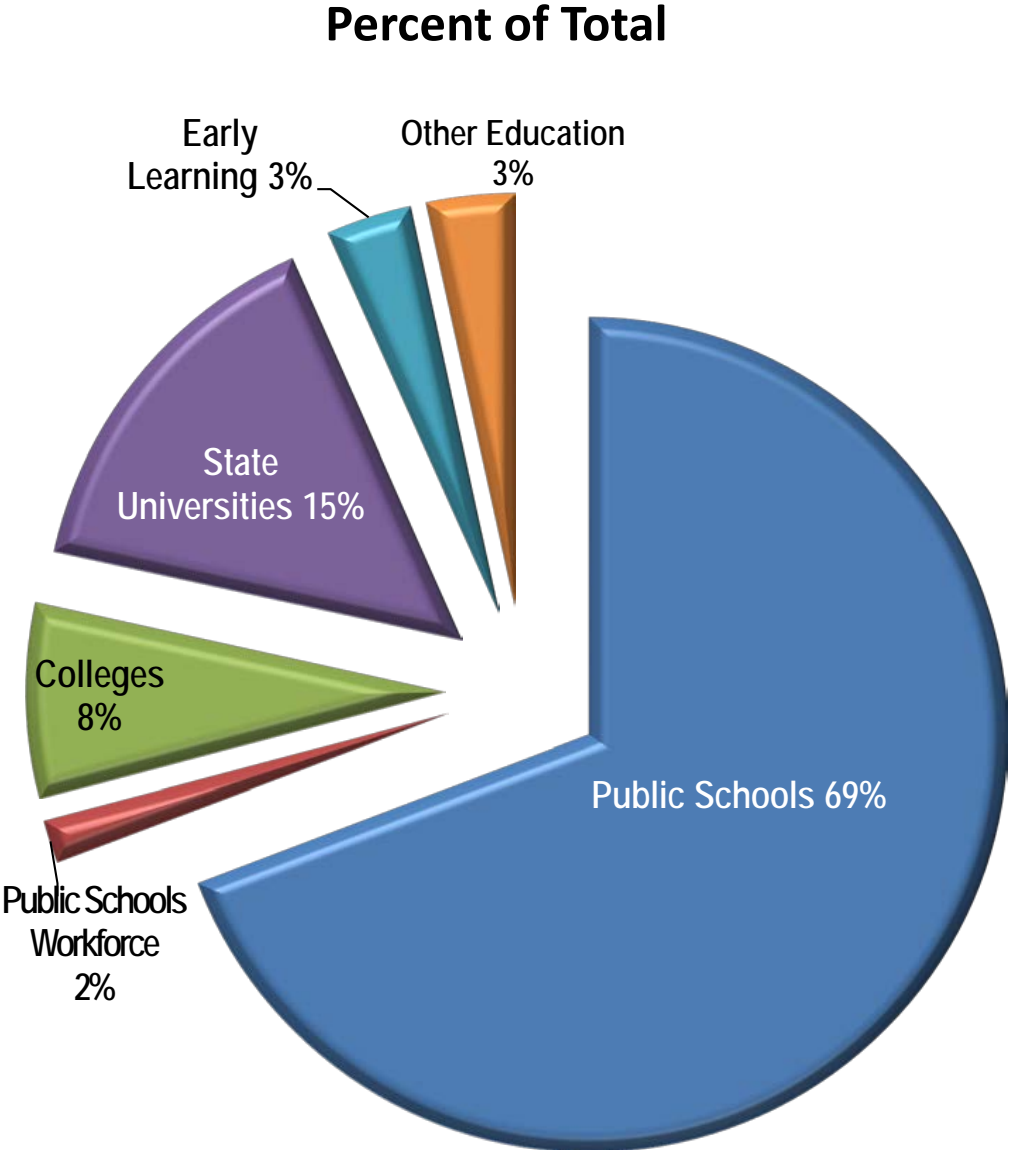
Higher Education Budgets

- District Workforce (school district tech centers)
- Community Colleges
- State Universities
- Student Financial Assistance (state and federal)
- Private Colleges and Universities (includes FRAG and ABLE)
- Vocational Rehabilitation and Blind Services
- Board of Governors

Total Education Funds by Policy Area

2016-17 Appropriations

(Includes local funds – no PECO)



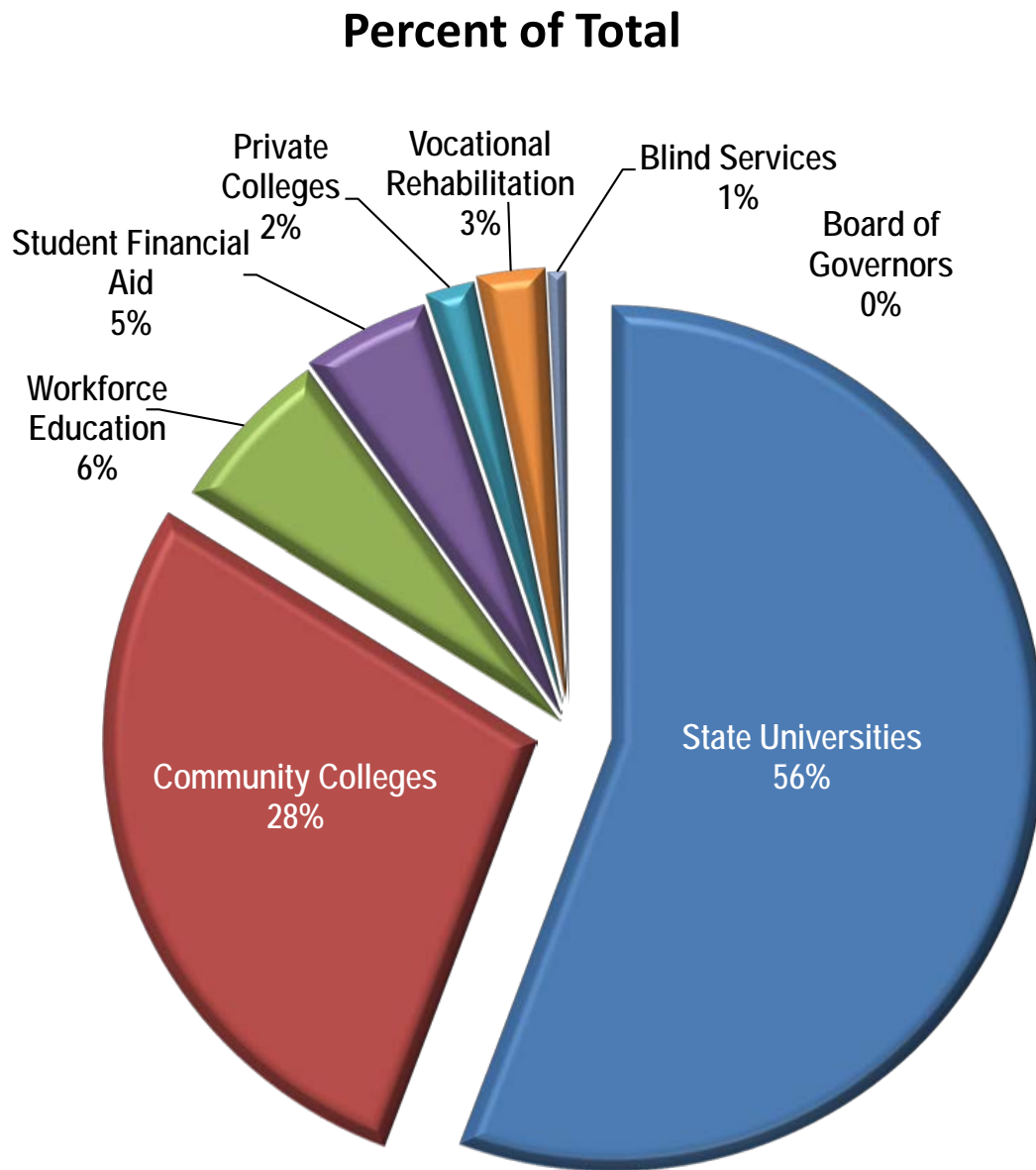
Total

Public Schools	\$22,120,659,111
State Universities	\$4,762,563,230
Colleges	\$2,405,108,414
Other Education	\$1,087,196,776
Early Learning	\$1,047,596,261
Workforce Education	\$535,004,419
Total	\$31,958,128,211

Total Higher Education Funds by Policy Area

2016-17 Appropriations

(Includes local funds – no PECO)



Total \$

State Universities	\$4,762,563,230
Community Colleges	\$2,405,108,414
Workforce Education	\$535,004,419
Student Financial Aid	\$407,998,579
Vocational Rehabilitation	\$217,083,068
Private Colleges	\$156,824,053
Blind Services	\$55,276,380
Board of Governors	\$8,347,226
Total	\$8,548,205,369

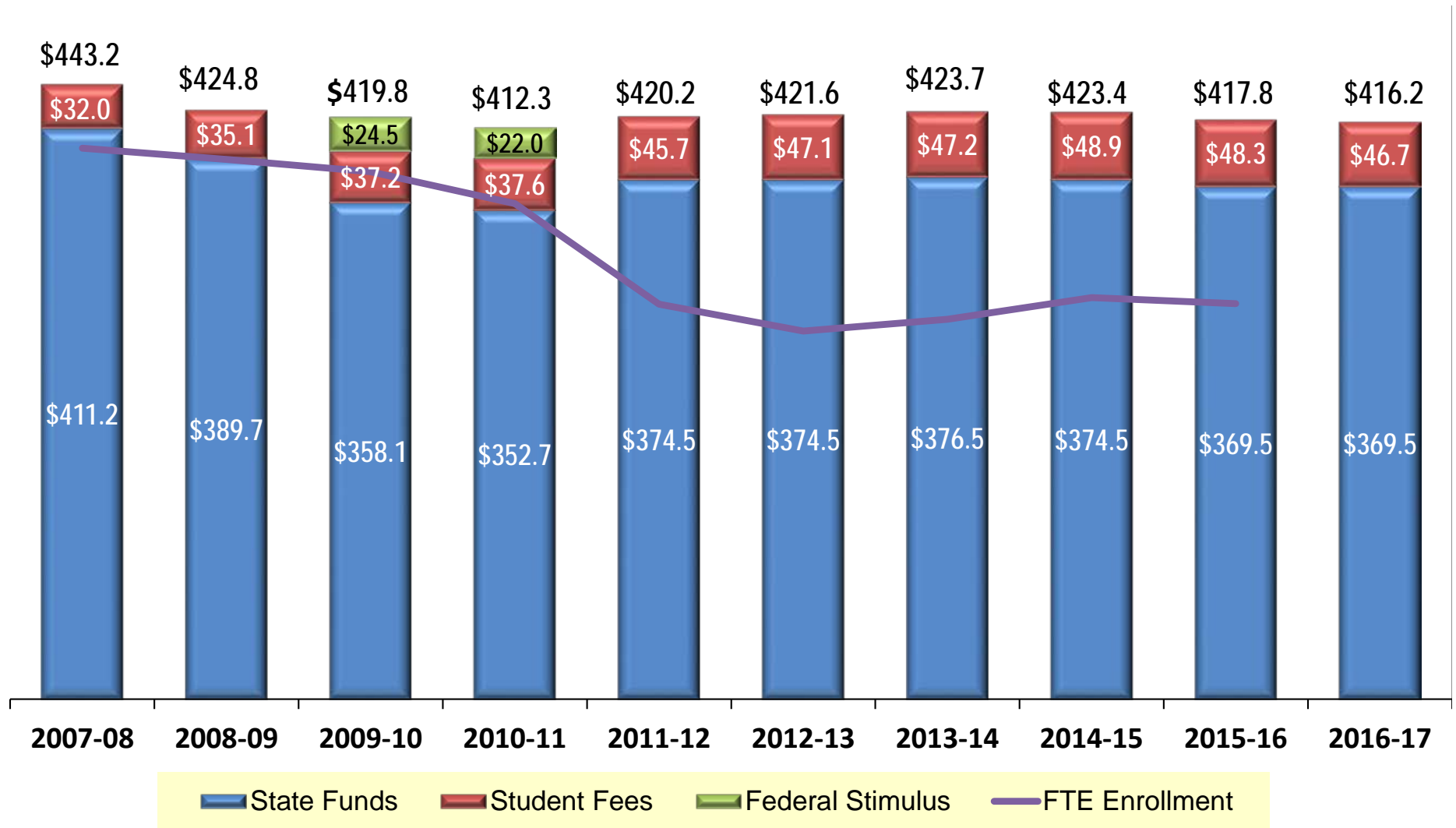
Higher Education Funds

- **State Funds (59.1%)**
 - General Revenue
 - Educational Enhancement Trust Fund (lottery and gaming)
 - Fee-supported trust funds
- **Federal Funds (3.8%)**
 - Federal Rehabilitation Act
 - Other federal funds
- **Local Funds (37.1%)**
 - Student tuition and fees

**Historical Funding and Student
Enrollment Information -
District Workforce, Colleges, and
Universities**

District Workforce Education Funding & FTE

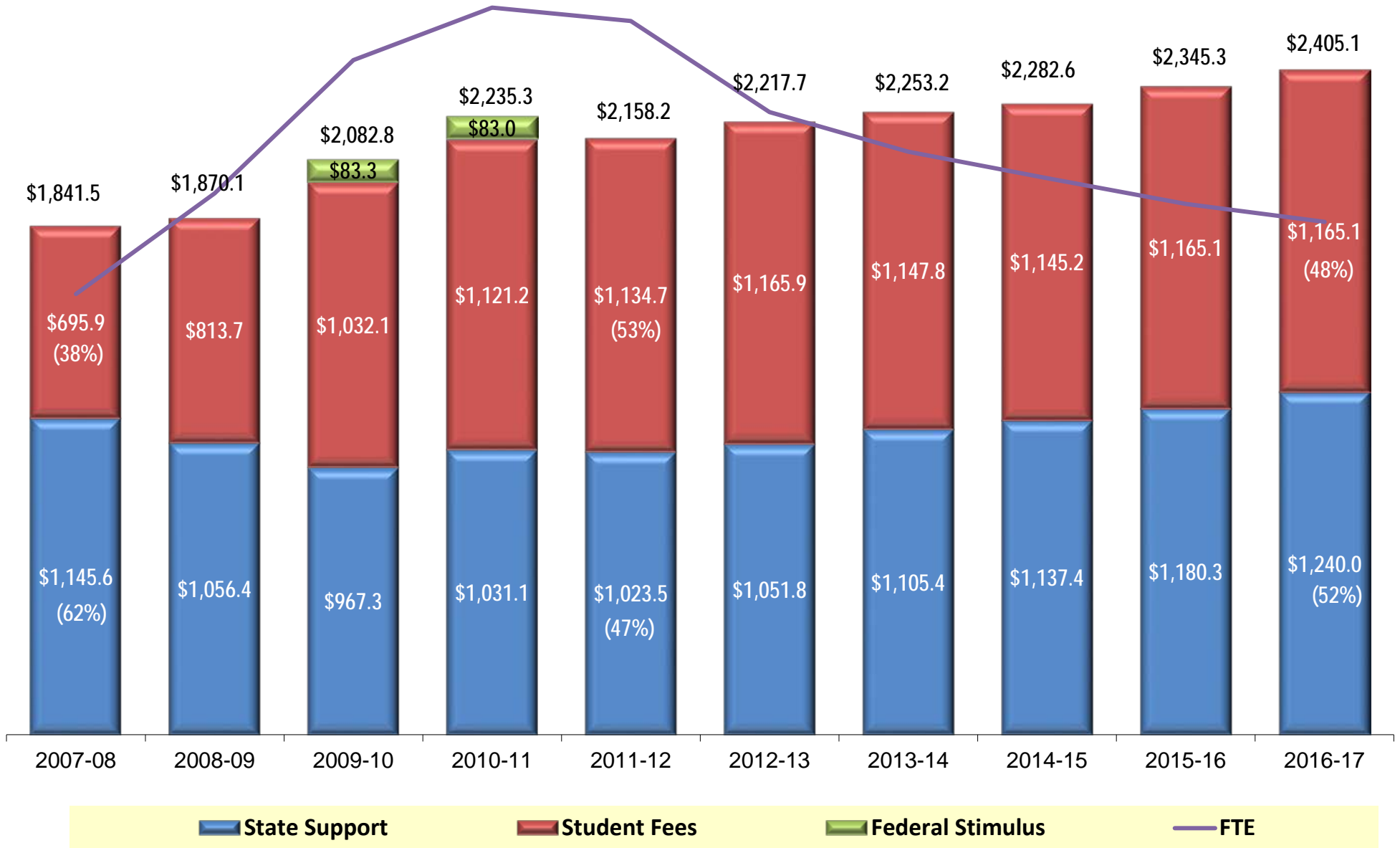
\$ Millions



	2007-08	2008-09	2009-10	2010-11	2011-12	2012-13	2013-14	2014-15	2015-16	2016-17
FTE	95,327	93,384	91,235	85,733	68,347	63,688	65,693	69,477	68,427	TBD

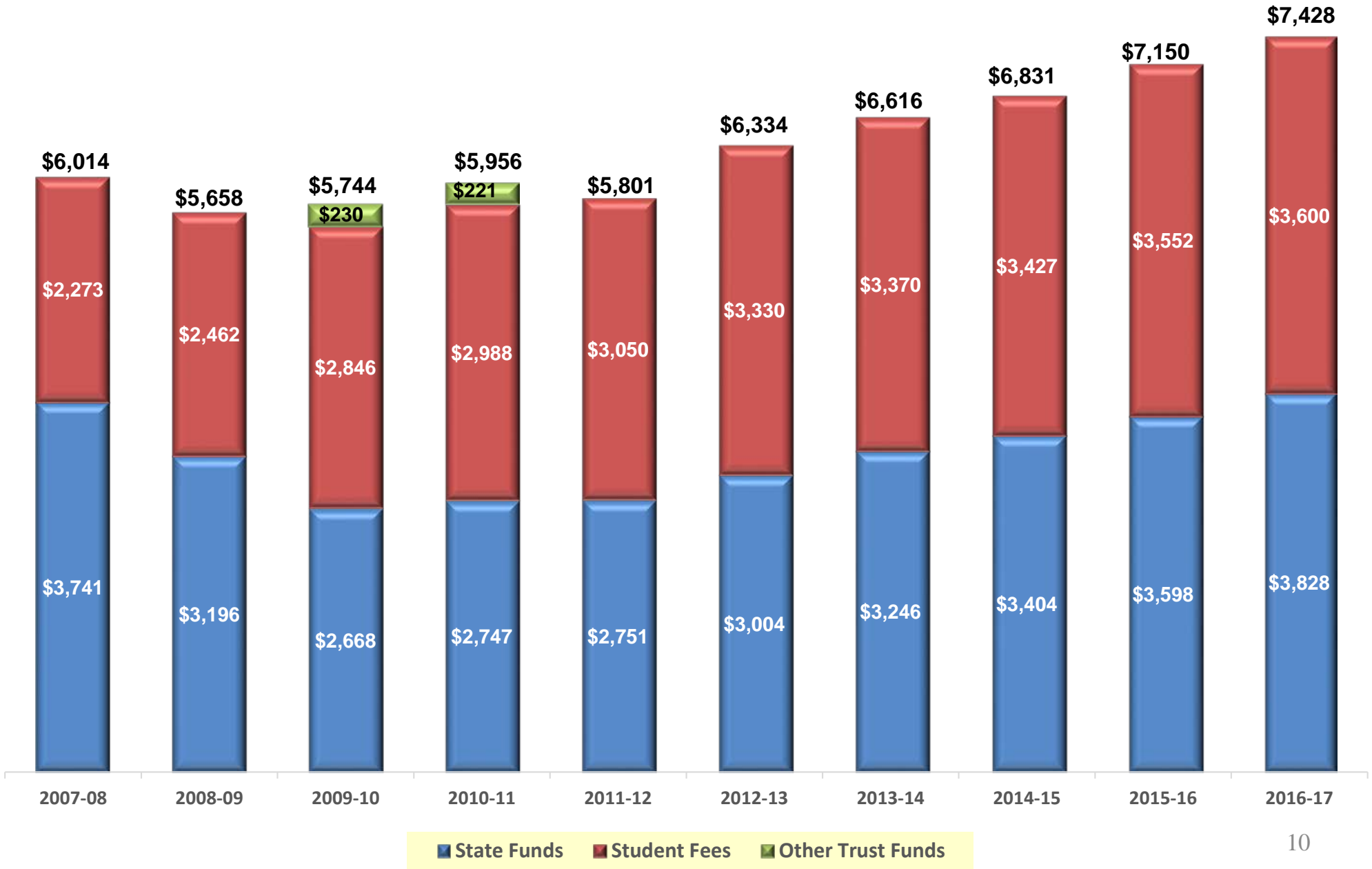
Community College System - Funding History

\$ Millions

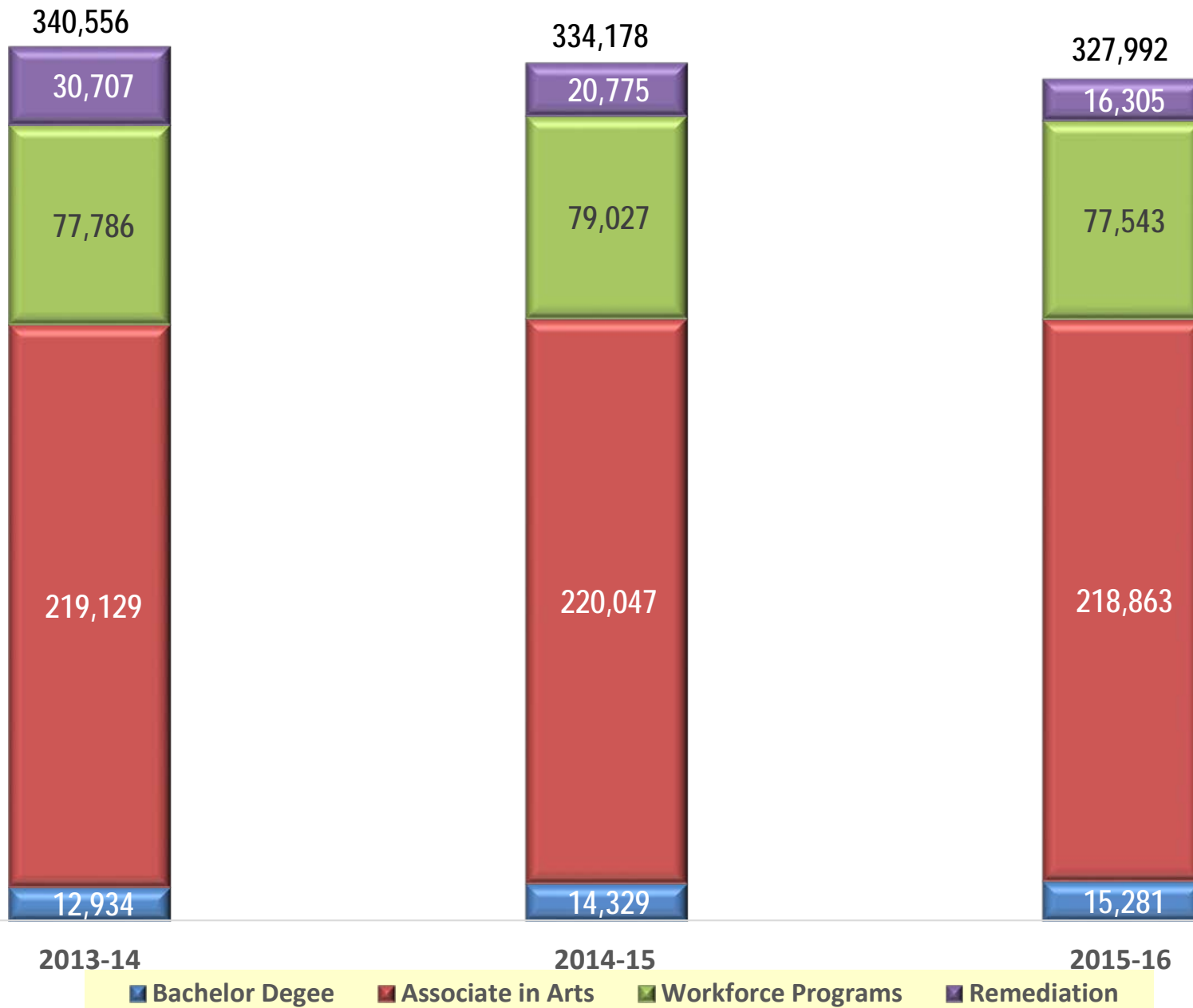


Fiscal Year	2007-08	2008-09	2009-10	2010-11	2011-12	2012-13	2013-14	2014-15	2015-16	2016-17
FTE	306,238	330,556	362,630	375,292	372,050	350,109	340,556	334,178	327,992	323,659

Community College System Funds Per FTE State, Local, and Federal Funds

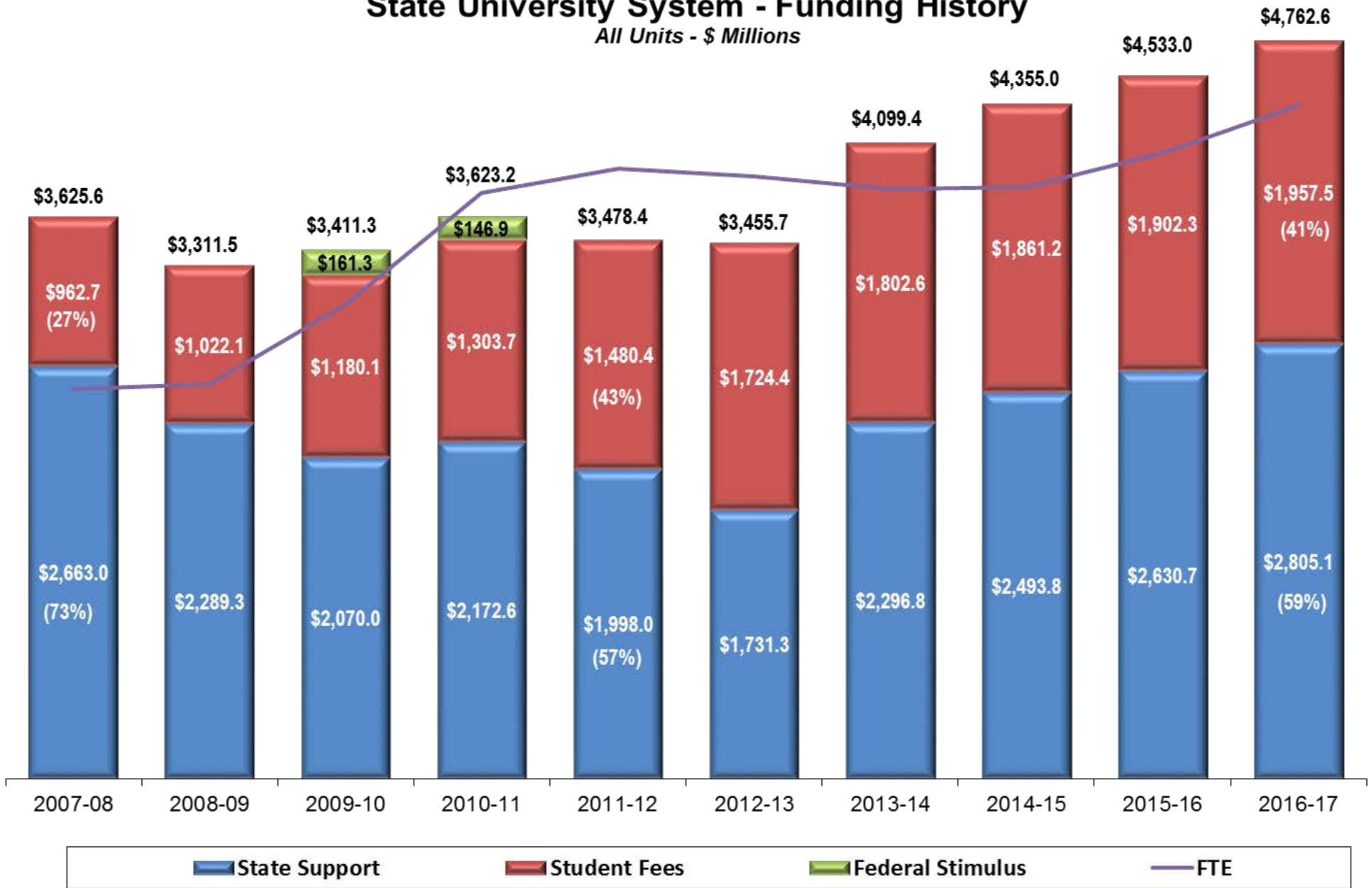


Community College FTE by Program Type 2013-14 through 2015-16



State University System - Funding History

All Units - \$ Millions



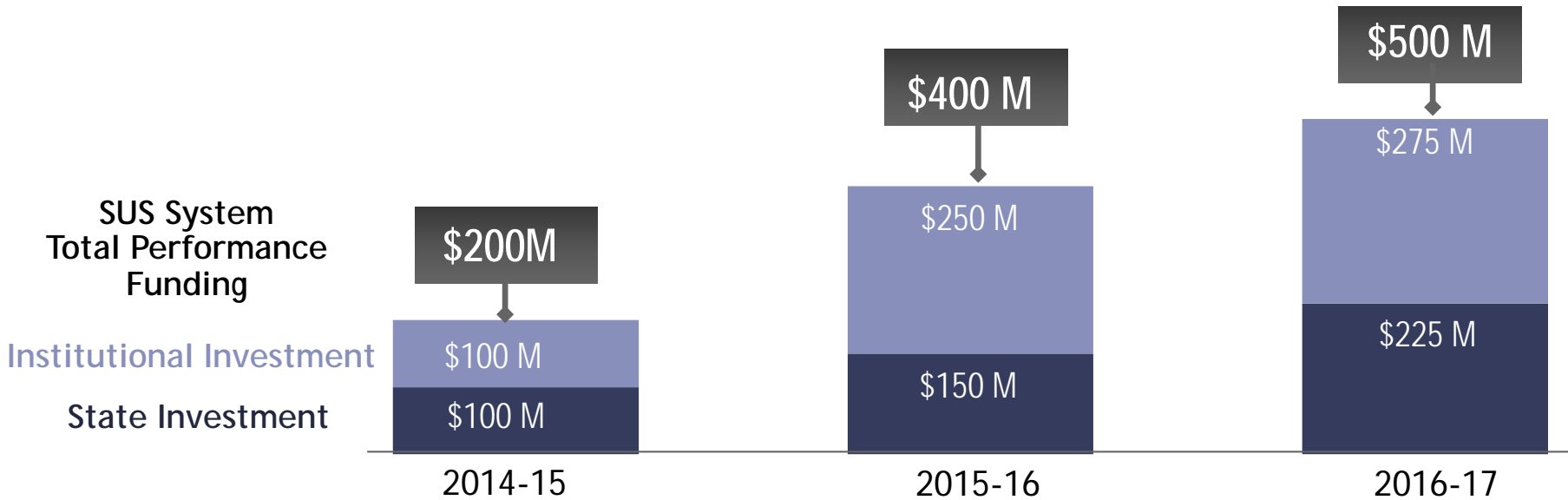
Fiscal Year	2007-08	2008-09	2009-10	2010-11	2011-12	2012-13	2013-14	2014-15	2015-16	2016-17
FTE	259,528	259,972	268,052	279,379	281,785	280,971	279,742	279,890	283,377	288,180

State University System (E&G) Funds Per FTE State, Local, and Federal \$



Overall Performance Funding Rankings, Scores, & Funding

2014-15			2015-16			2016-17		
Rank	SUS	Score	Rank	SUS	Score	Rank	SUS	Score
1	UF	42	1	UF	44	1	UCF	84
2	USF	37	2	USF	42	1	FAU	84
3	UCF	34	3	UCF	39	3	UF	82
3	FIU	34	4	FGCU	38	4	USF	79
5	FSU	33	5	FIU	37	5	FIU	76
6	FGCU	30	5	FAU	37	6	FSU	68
7	UNF	29	5	UWF	37	7	FGCU	67
7	FAMU	29	8	FSU	36	8	FAMU	65
9	NCF	25	8	UNF	36	9	NCF	59
10	FAU	24	10	NCF	35	10	UWF	57
11	UWF	21	11	FAMU	26	11	UNF	56



Source: Florida Board of Governors.

State Investment in University Performance Based Incentives

Institution	FY 2014-15	FY 2015-16	FY 2016-17
FAMU	\$5,541,681	\$0	\$11,509,132
FAU	\$0	\$11,366,318	\$25,346,748
FGCU	\$3,297,844	\$4,940,666	\$8,010,396
FIU	\$13,912,467	\$16,251,603	\$25,253,750
FSU	\$16,426,934	\$24,945,913	\$35,574,608
NCF	\$0	\$0	\$0
UCF	\$16,757,792	\$23,829,291	\$39,301,181
UF	\$22,453,117	\$31,424,964	\$47,695,822
UNF	\$4,510,490	\$6,947,962	\$0
USF	\$17,099,675	\$24,416,844	\$32,308,363
UWF	\$0	\$5,876,438	\$0
SYSTEM TOTAL	\$100,000,000	\$150,000,000	\$225,000,000

Preeminent & Emerging Preeminent State Research Universities

Funding History (In Millions)*

Year	Preeminence		Emerging Preeminence**	
	University of Florida	Florida State University	University of Central Florida	University of South Florida
FY 2013-14	\$15.0	\$15.0		
FY 2013-14 (Online Institute)	\$5.0	\$0.0		
FY 2014-15	\$5.0	\$5.0		
FY 2015-16	\$1.6	\$1.6		
FY 2016-17	\$13.5	\$13.5	\$5.0	\$5.0
TOTAL	\$40.0	\$35.0	\$5.0	\$5.0
Grand Total		\$85		
*Funding history includes recurring funds only.				
**Emerging Preeminence was established in FY 2016-17.				

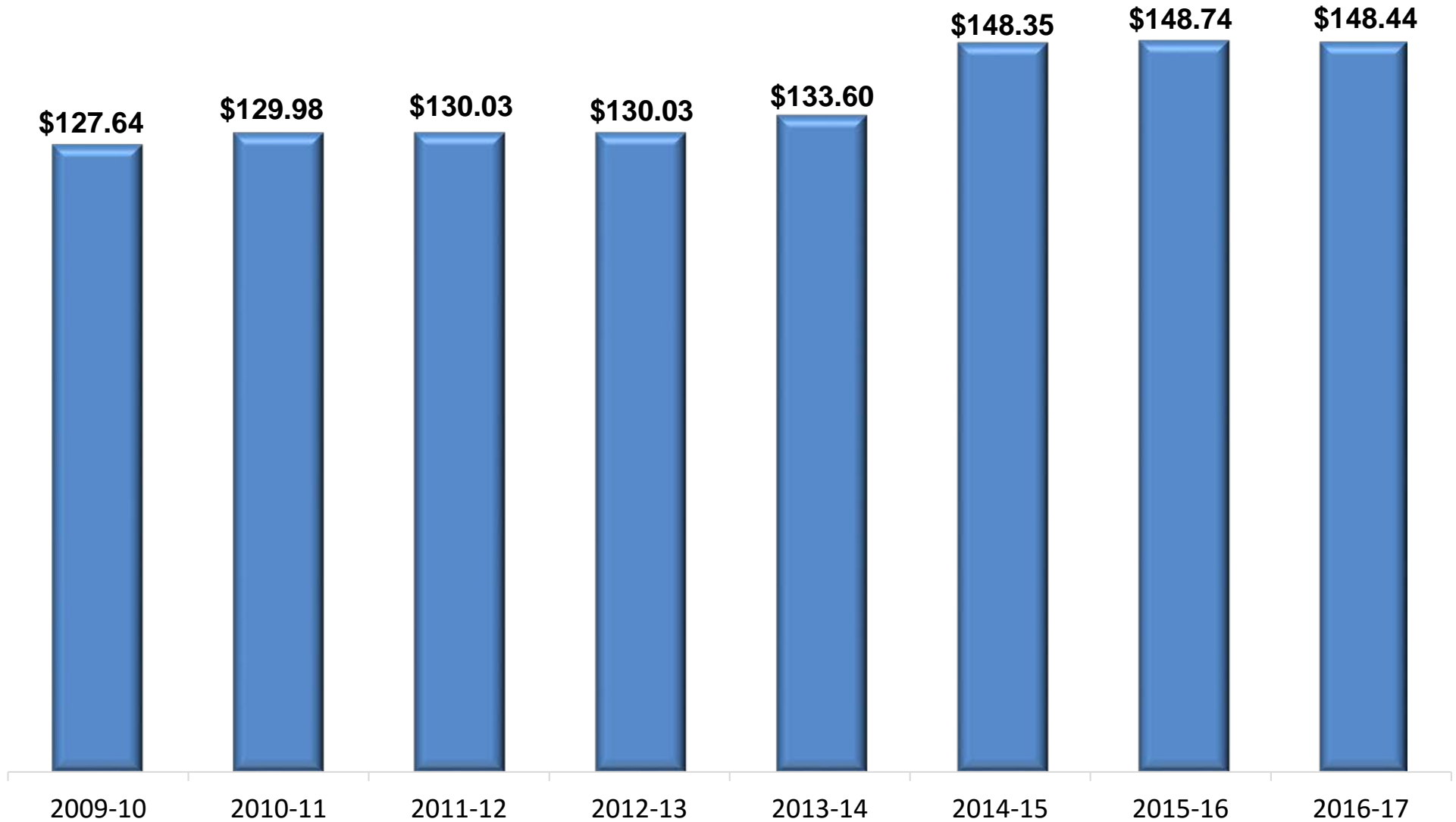
Historical Funding and Student Enrollment Information - Student Financial Assistance

State Student Financial Assistance

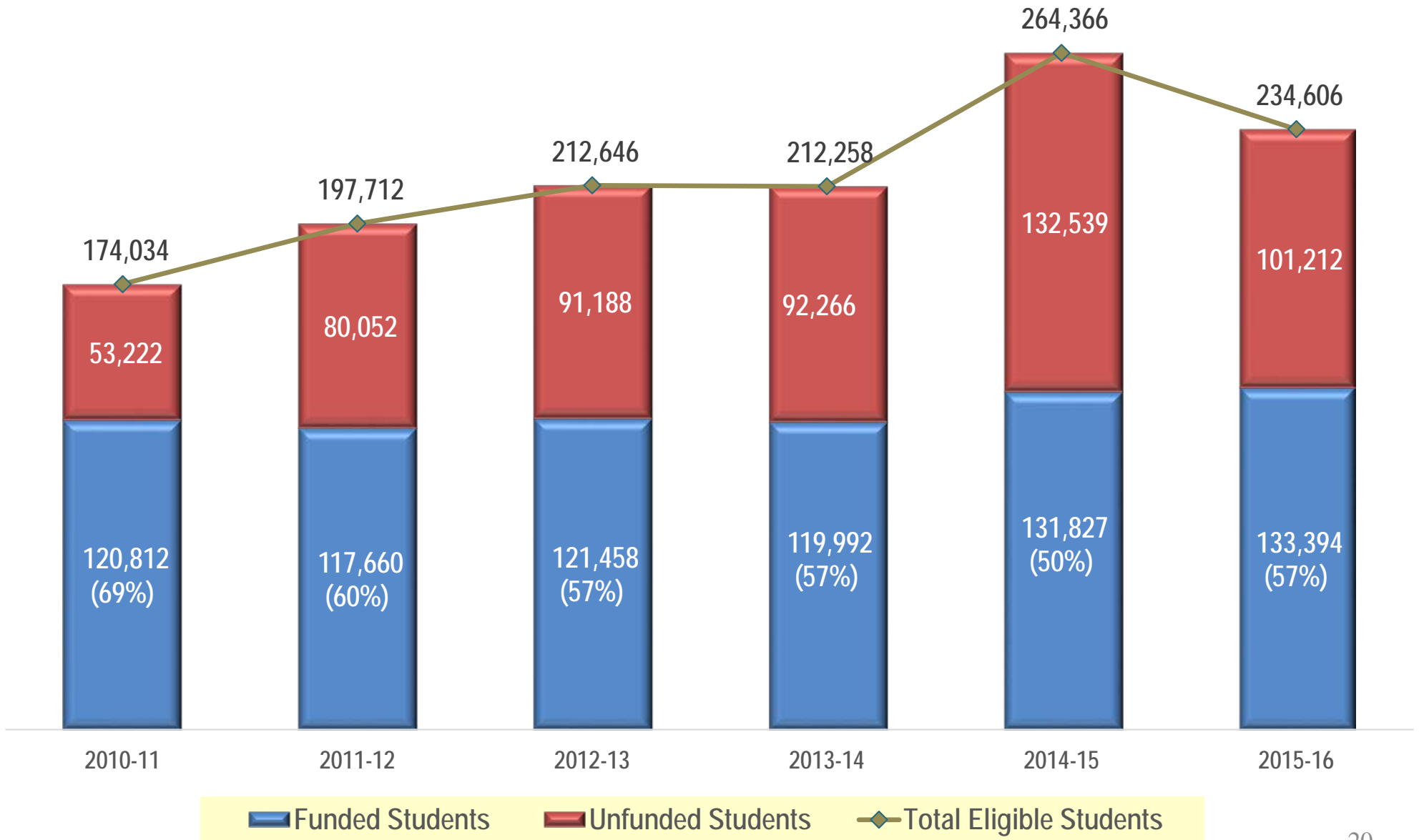
FY 2016-17 Highlights

- **Bright Futures** - \$217.3 from the Educational Enhancement Trust Fund (Lottery and Slots). Key changes to the program in recent years include a fixed award per credit hour and higher academic standards. These changes were phased in over the several years, with the final change impacting 2013-2014 high school graduates.
- **Need-based Aid (FSAG)** - \$148.4 million - average award is \$1,100; maximum award is \$2,610.
- **Florida Resident Access Grants (FRAG)** - \$115.3 million - \$3,000 per student at all eligible non-profit institutions.
- **Access to Better Learning and Education (ABLE) Grants**- \$5 million - \$1,500 per student at participating for-profit institutions.
- **Benacquisto Scholarship Program** - \$12.9 million - approximately \$17,500 per student.

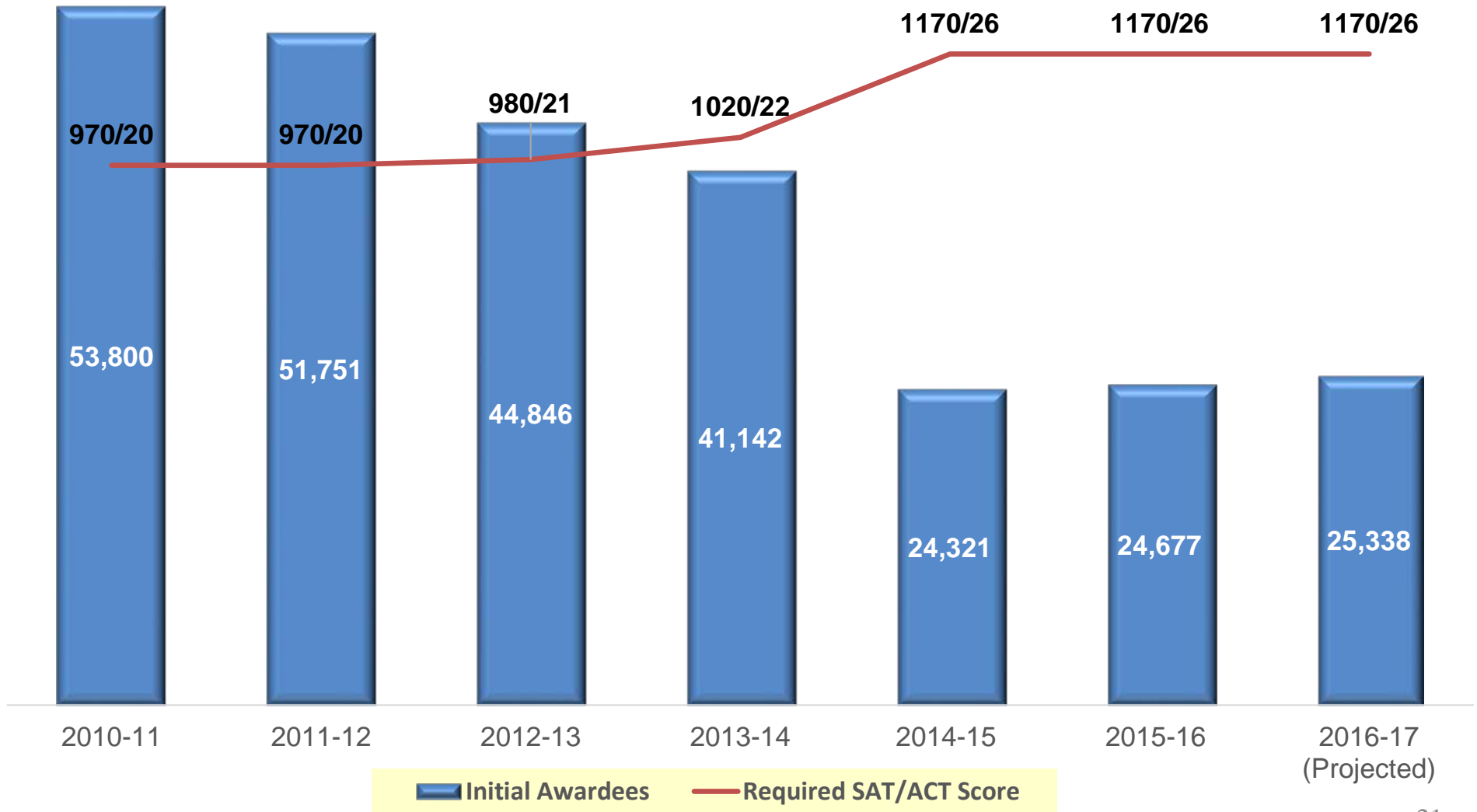
Florida Student Assistance Grant (FSAG) - Funding History (in millions)



Florida Student Assistance Grant (FSAG) - Funded and Unfunded Student History

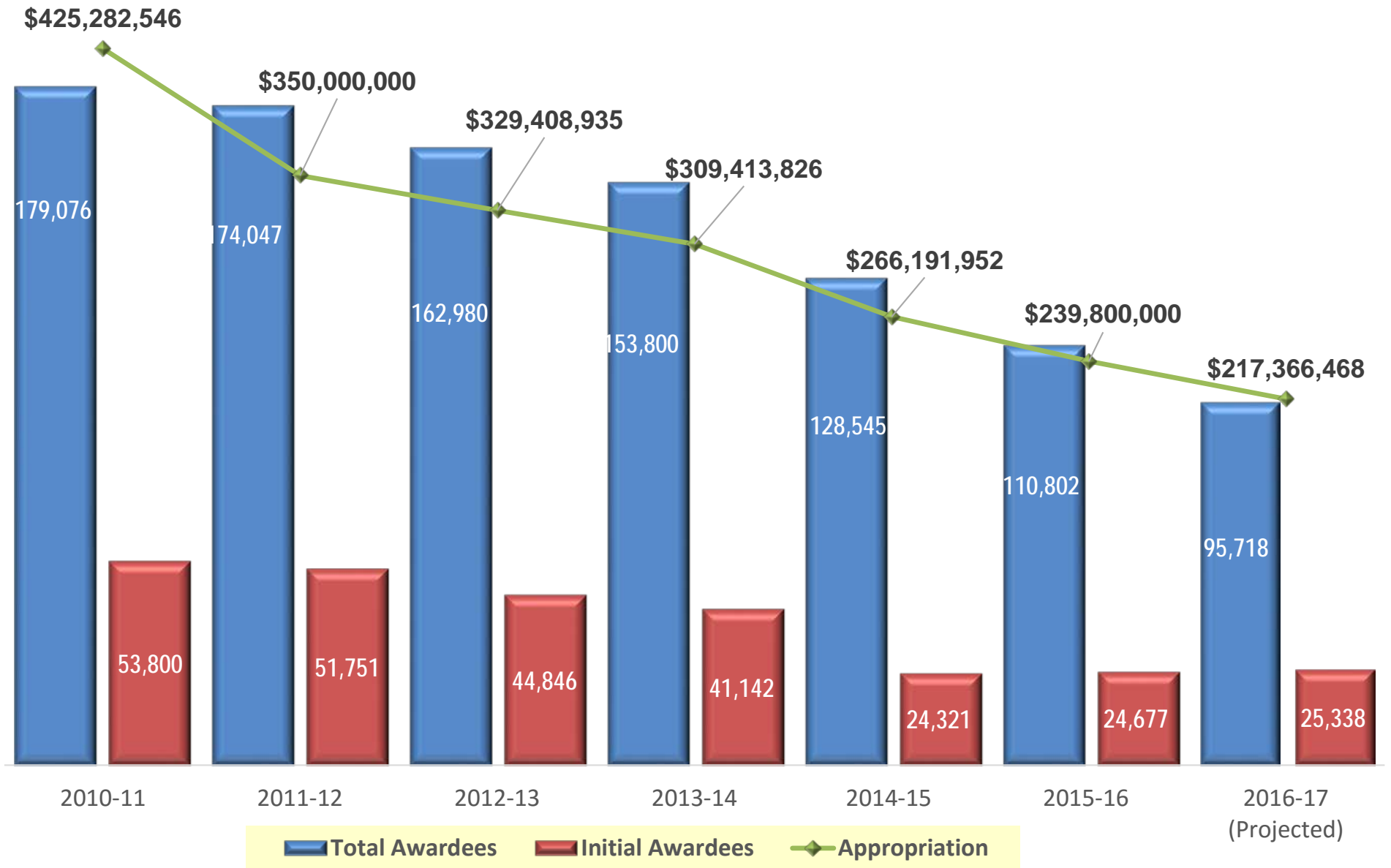


Florida Bright Futures Scholarship Program – Total Initial Awardees and SAT/ACT Requirements (Florida Medallion Scholars)



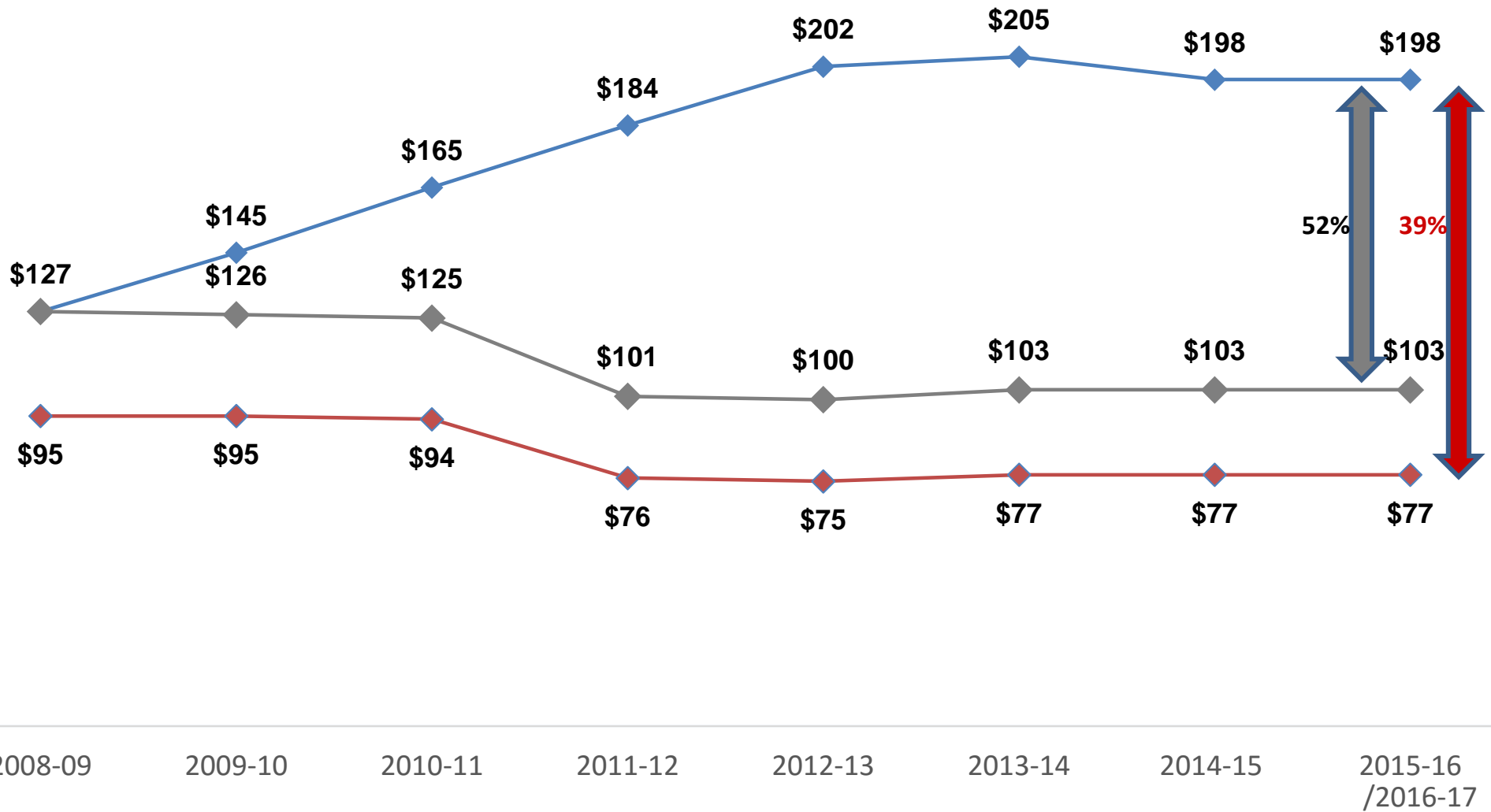
Florida Bright Futures Scholarship Program

Funding and Awardee History



Florida Bright Futures Scholarship Program

Florida Academic and Medallion Scholars Award History



◆ Average SUS Tuition and Fees
 ◆ FMS Award Per Credit Hour
 ◆ FAS Award Per Credit Hour

Florida Resident Access Grant (FRAG)

Fiscal Year	Appropriation	FTE	Award Amount*
FY 2011-12	\$80,761,255	40,991	\$2,149
FY 2012-13	\$78,958,406	37,965	\$2,150
FY 2013-14	\$89,664,961	36,568	\$2,500
FY 2014-15	\$112,359,000	37,453	\$3,000
FY 2015-16	\$115,269,000	38,423	\$3,000
FY 2016-17	\$115,260,000	38,420	\$3,000

*Historically, FRAG had differing award amounts for "Newly Eligible" institutions (i.e. Keiser) and "Legacy Institutions." In FY 2011-12 the "Newly Eligible" award amount was \$803; in FY 2012-13 it was \$1,476; and in FY 2013-14 it was \$2,071. In FY 2014-15 the designations were lost and all award amounts are the same.

Access to Better Learning and Education (ABLE)

Fiscal Year	Appropriation	FTE	Award Amount
FY 2011-12	\$2,419,439	3,013	\$803
FY 2012-13	\$2,310,231	2,877	\$803
FY 2013-14	\$3,239,567	2,789	\$1,161
FY 2014-15	\$5,689,500	3,793	\$1,500
FY 2015-16	\$5,673,000	3,782	\$1,500
FY 2016-17	\$5,056,500	3,371	\$1,500

Emerging Higher Ed Issues

- ❑ **Policy and funding strategies to help universities recruit and retain the best faculty**
 - Increase preeminence and emerging preeminence funding
 - Provide flexible funds to university presidents and local boards of trustees

- ❑ **Policy and funding strategies to help improve the 4-year graduation rates at universities**
 - Increase Scholarships and Financial aid
 - Bright Futures Scholarships Changes – increasing Florida Academic Scholars award to 100% of tuition/fees and providing a \$300 a semester book stipend
 - Increased funding for FSAG (Need-Based Aid)

- ❑ **Policy and funding strategies to help universities and colleges renovate and/or rebuild their aging facilities**

CourtSmart Tag Report

Room: KN 412

Case No.:

Type:

Caption: Appropriations Subcommittee on Higher Education

Judge:

Started: 12/14/2016 2:03:52 PM

Ends: 12/14/2016 2:41:16 PM

Length: 00:37:25

2:03:50 PM	Call to Order
2:04:34 PM	Roll Call
2:04:36 PM	Chair Galvano
2:04:41 PM	Chairman
2:05:06 PM	Senator Simmons
2:05:49 PM	Senator Clemens
2:06:17 PM	Senator Farmer
2:06:45 PM	Senator Bradley
2:08:48 PM	Tim Elwell, Staff Director, Appropriations Subcommittee on Higher Education, Introduction of Staff
2:10:00 PM	Chairman comments
2:11:17 PM	Tim Elwell, Staff Director, Appropriations Subcommittee on Higher Education
2:23:00 PM	Senator Simmons Question
2:24:09 PM	Tim Elwell, Staff Director, Appropriations Subcommittee on Higher Education
2:24:24 PM	Chairman
2:24:59 PM	Senator Clemens Question
2:25:29 PM	Tim Elwell, Staff Director, Appropriations Subcommittee on Higher Education
2:27:11 PM	Senator Clemens Question
2:27:37 PM	Senator Bradley Question
2:29:25 PM	Chairman
2:30:19 PM	Tim Elwell, Staff Director, Appropriations Subcommittee on Higher Education
2:37:21 PM	Senator Farmer Question
2:37:44 PM	Tim Elwell, Staff Director, Appropriations Subcommittee on Higher Education
2:39:15 PM	Chairman
2:39:21 PM	Senator Lee Comments
2:39:58 PM	Senator Bradley Question
2:40:41 PM	Chairman
2:40:52 PM	Meeting Adjourned