

The Florida Legislature

Fiscal Analysis in Brief



2003 Legislative Sessions A - D

General Appropriations Act
Chapter 2003-397, Laws of Florida
and Supplemental Appropriations for FY 2003-2004

FISCAL ANALYSIS IN BRIEF

For Fiscal Year 2003-2004

The Fiscal Analysis in Brief is an annual report prepared by the Florida Legislature to summarize fiscal and budgetary information affecting the 2003-2004 fiscal year. This year, it is based on actions arising from the 2003 Regular Session and Special Sessions A through D.

The document contains graphical depictions and / or detailed listings of appropriations, fund sources, nonrecurring issues, vetoed items, financial outlooks, and legislation affecting revenues. It also includes the Truth in Bonding Statement used to support the General Appropriations Act.

Various sources were used to prepare this document. Among the most important were data from the Legislative Appropriations System / Planning and Budgeting System (LASPBS), multiple consensus estimating conferences, the General Appropriations Act and other fiscal-related legislation, the Governor's Veto Message and explanatory information used during the appropriations process.

While this year's report was compiled by the House Appropriations Committee staff, extensive assistance and support was provided by the House Finance & Tax Committee, the Senate Appropriations Committee, the Senate Finance & Tax Committee, the Legislature's Office of Economic and Demographic Research, and the Governor's Office of Policy and Budget.

Published September 2003

TABLE OF CONTENTS

Chapter 2003-397 Laws of Florida (SB 2A) and all Supplemental Appropriations For Fiscal Year 2003-2004

Overview and Summaries

Chart 1- Appropriations by Fund Source	1
Chart 2- Appropriations by Program Area (Section of Appropriations Bill)	2
Chart 3- Appropriations by Expenditure Type	3
Charts 4 and 5- Appropriations History: Combined Total, Percent and Appropriation Levels	4
Chart 6- Total Appropriations Funding Mix by Program Area	5
Chart 7- General Revenue Funding Mix by Program Area.	6
Chart 8- Approved and Disallowed Summary Appropriations	7
2003-2004 Appropriations by Detail Fund	8
Nonrecurring Appropriations for 2003-2004	12
Vetoed Appropriations FY 2003-2004	18

Revenue Sources and Financial Outlooks

Chart 9 - Projected Recurring General Revenue Sources, FY 2003-04	19
General Revenue & Working Capital Funds, Consensus Revenue Estimating Conference Retrospect, FY 2000-2001 and 2001-2002.	20
General Revenue & Working Capital Funds Financial Outlook Statement FY 2002-2003 and 2003-2004.	21
Florida Tobacco Settlement Trust Fund - Retrospect FY 2000-2001 and 2001-2002.	23
Florida Tobacco Settlement Trust Fund Financial Outlook Statement FY 2002-2003 and 2003-2004	24
Educational Enhancement (Lottery) Trust Fund Consensus Revenue Estimating Conference Retrospect, FY 2000-2001 and 2001-2002	25
Educational Enhancement (Lottery) Trust Fund Financial Outlook Statement FY 2002-2003 and 2003-2004	26
Principal State School Trust Fund Consensus Revenue Estimating Conference Retrospect, FY 2000-2001 and 2001-2002	27
Principal State School Trust Fund Financial Outlook Statement FY 2002-2003 and 2003-2004	28

Other Related Information

Impact of Legislation Affecting Revenues For The 2003 and 2003 "A" through "D" Legislative Sessions.	29
Measures Affecting Revenue and Tax Administration - 2003 Regular and Special Session "A" - By Session	30
Truth in Bonding Statement FY 2003-2004.	33

Chart 1
Chapter 2003-397 Laws of Florida (SB 2A)
and Supplemental Appropriations (A-D) For Fiscal Year 2003-04
Total - \$53,552.8
(Dollars in Millions)

Funding Source	Dollars	Percent
General Revenue	21,260.4	39.7%
Tobacco Trust Fund	424.6	0.8%
Other Trust Funds (Federal)	16,783.6	31.3%
Other Trust Funds (State)	13,955.6	26.1%
Lottery Trust Fund	1,128.6	2.1%
Total	53,552.8	100.0%

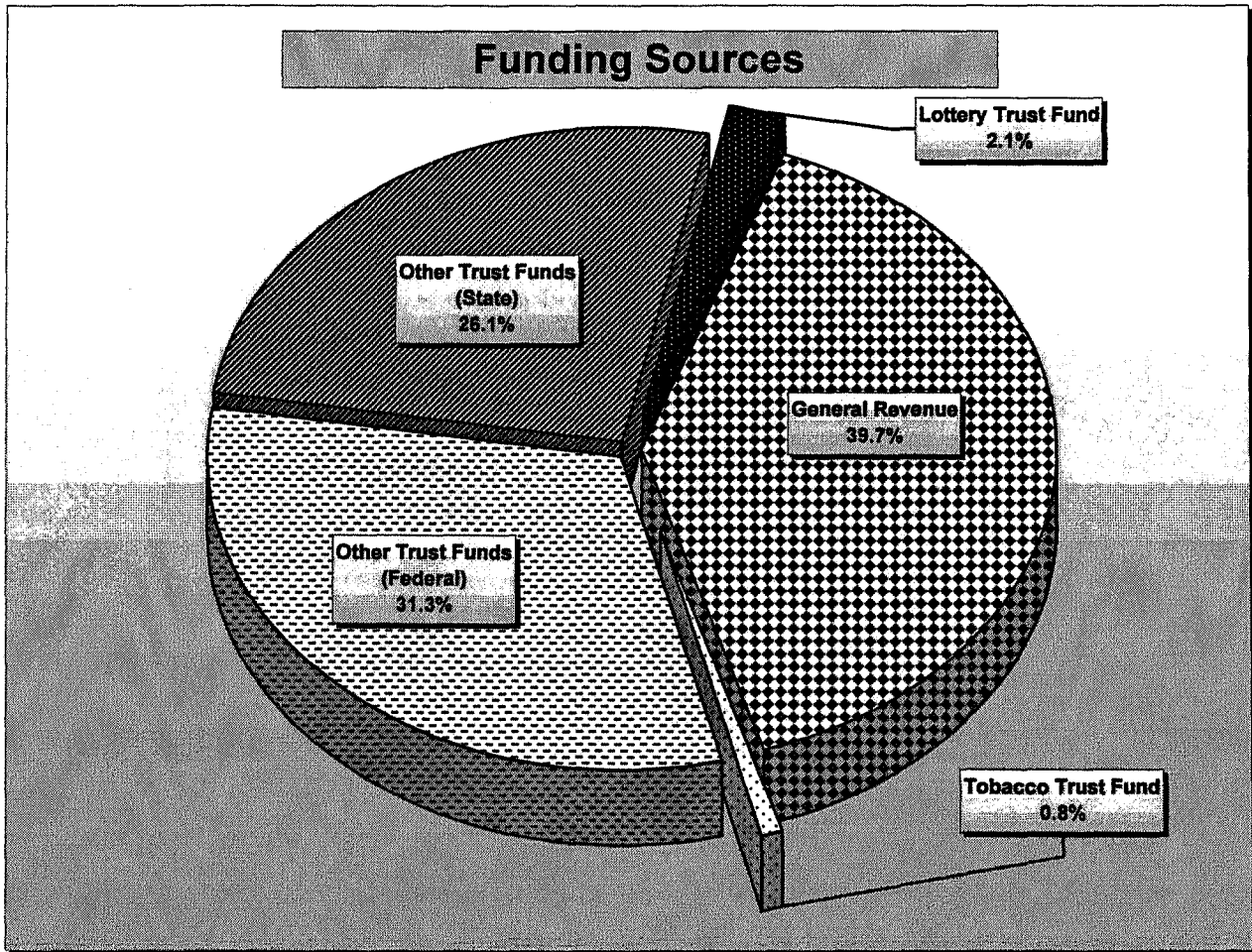


Chart 2
Chapter 2003-397 Laws of Florida (SB 2A)
and Supplemental Appropriations (A-D) For Fiscal Year 2003-04
Total - \$53,552.8
(Dollars in Millions)

Program Area (Section of General Appropriations Act)	Dollars	Percent
Education	17,254.8	32.2%
Health/Human Services	19,540.5	36.5%
Judicial/Courts	277.8	0.5%
Public Safety/Corrections	3,508.4	6.6%
Natural Resources/Transportation/ Economic Development	9,059.8	16.9%
General Government	3,911.5	7.3%
Total All Funds	53,552.8	100.0%

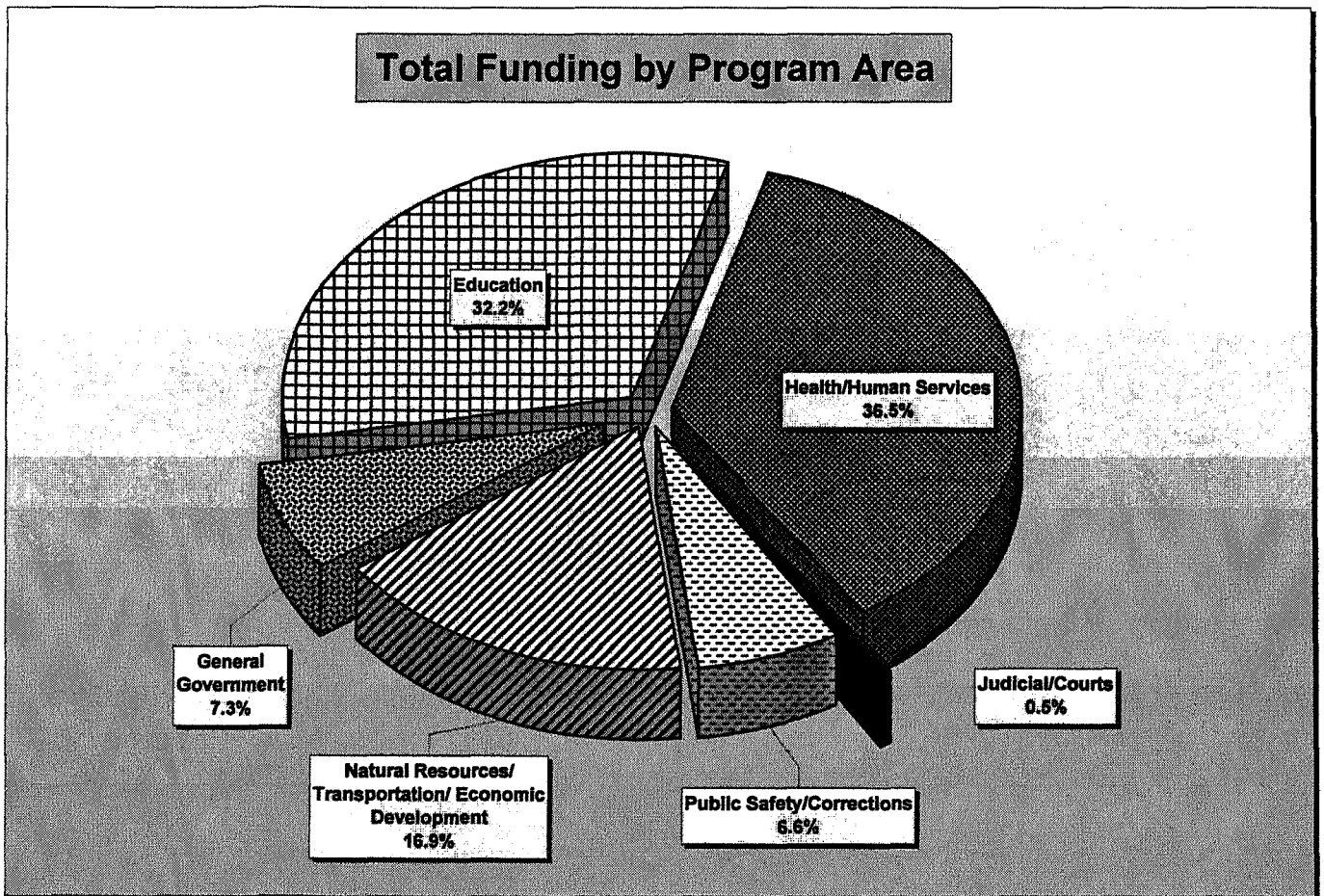
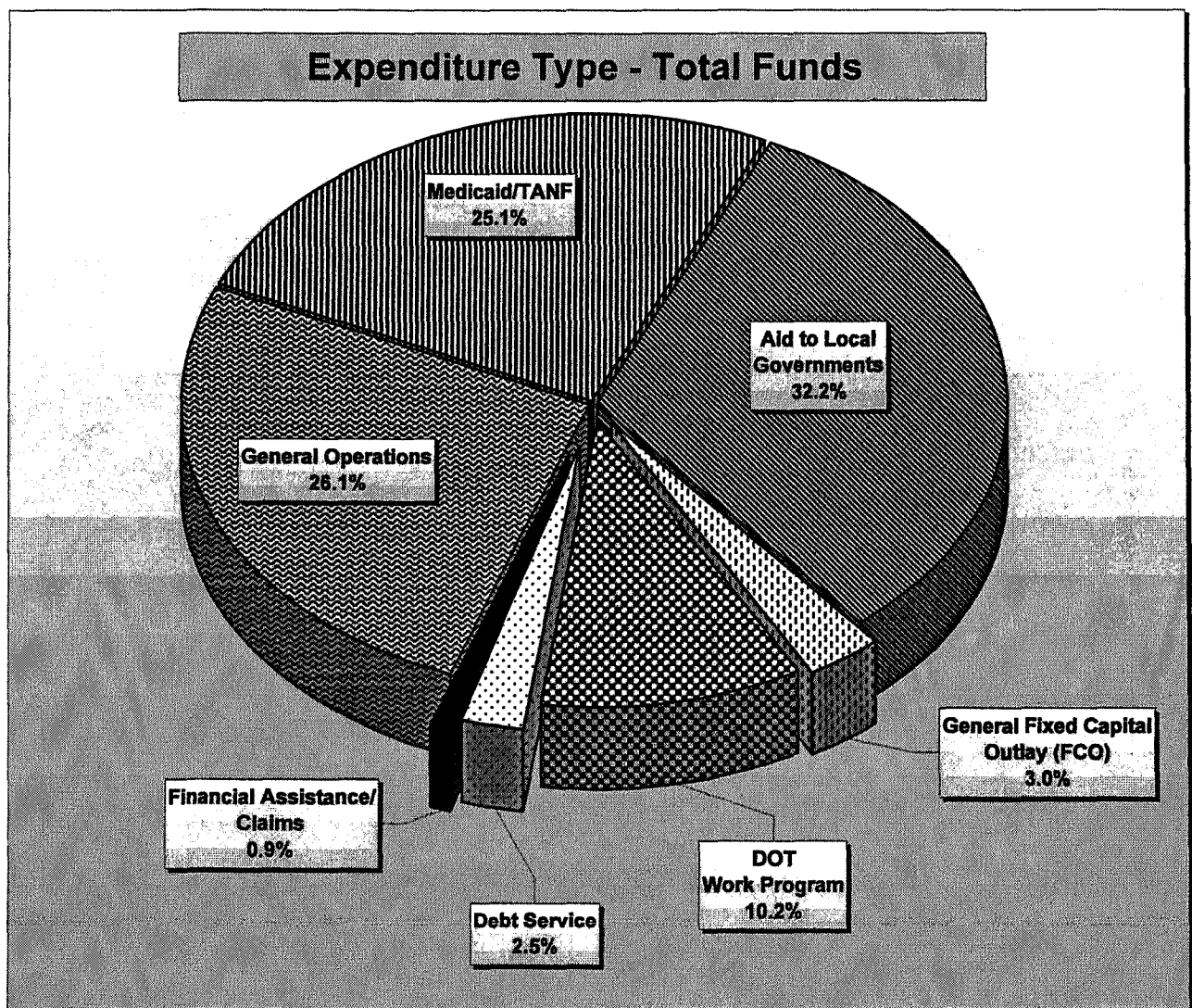


Chart 3
Chapter 2003-397 Laws of Florida (SB 2A)
and Supplemental Appropriations (A-D) For Fiscal Year 2003-04
Total - \$53,552.8
(Dollars in Millions)

Expenditure Type	Dollars	Percent
General Operations	13,997.8	26.1%
Medicaid/TANF	13,459.7	25.1%
Aid to Local Governments	17,229.5	32.2%
General Fixed Capital Outlay (FCO)	1,576.6	3.0%
DOT Work Program	5,441.0	10.2%
Debt Service	1,347.6	2.5%
Financial Assistance/Claims	500.6	0.9%
Total	53,552.8	100.0%



**Chapter 2003-397 Laws of Florida (SB 2A)
and Supplemental Appropriations (A-D) For Fiscal Year 2003-04**
(Dollars in Millions)

Chart 4

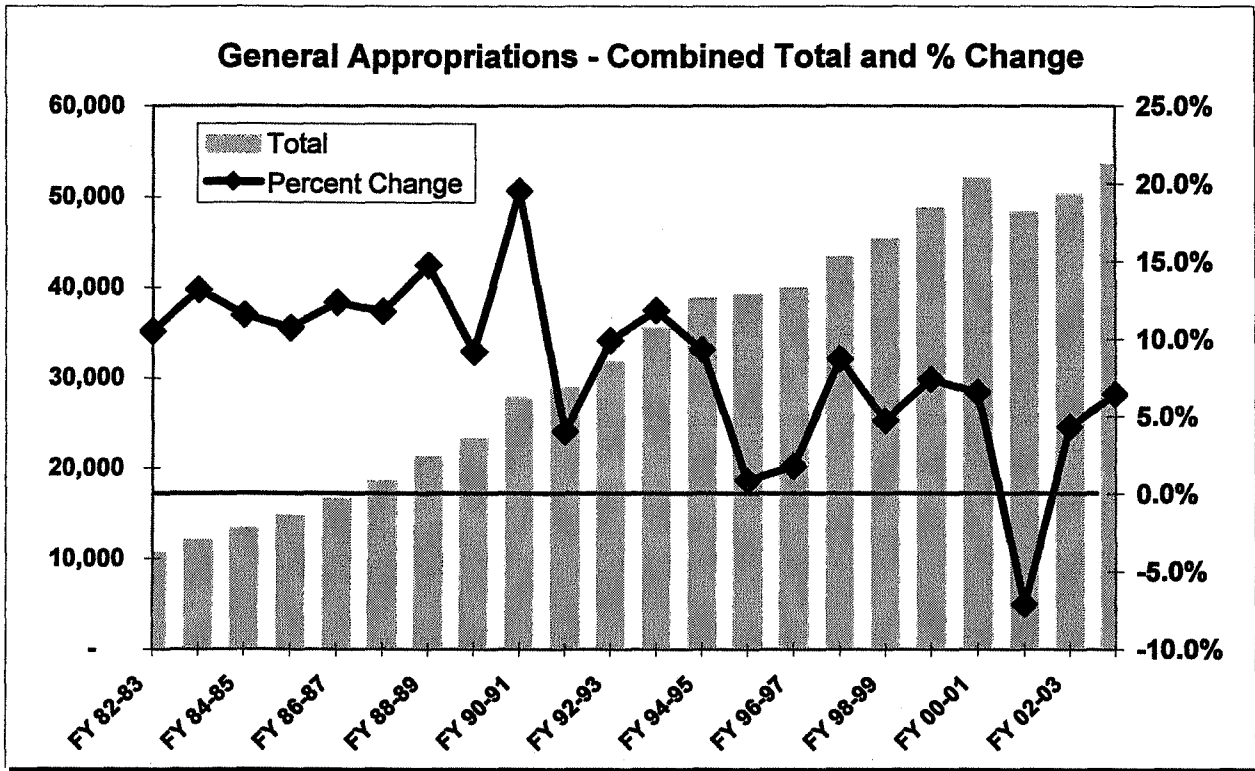


Chart 5

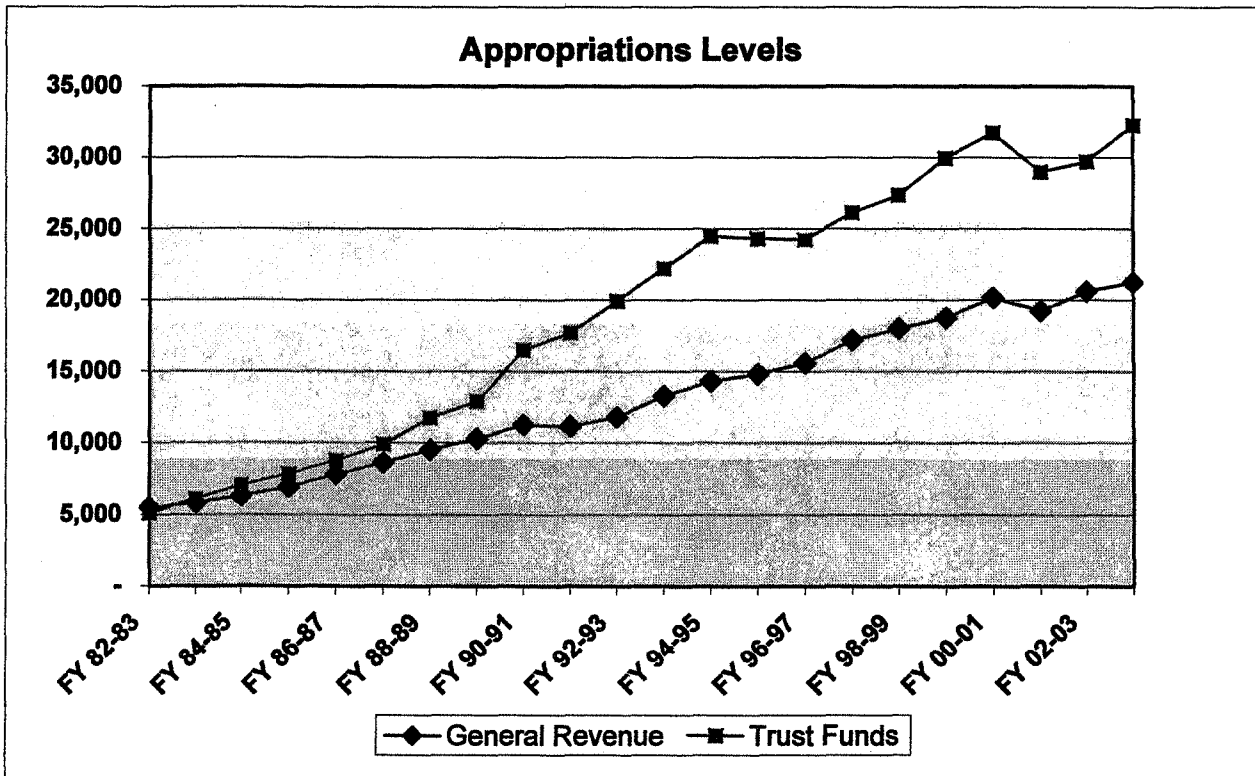


Chart 6
Chapter 2003-397 Laws of Florida (SB 2A)
and Supplemental Appropriations (A-D) For Fiscal Year 2003-04
Total - \$53,552.8
(Dollars displayed in Millions)

Program Area (Bill Section)	General Revenue	Lottery	Tobacco	State Trust Funds	Federal Trust Funds	All Funds
Education	11,227.0	1,128.6		2,557.8	2,341.4	17,254.8
Health/ Human Services	5,802.8		424.6	2,829.8	10,483.3	19,540.5
Judicial/ Courts	265.5			11.8	0.5	277.8
Public Safety/ Corrections	2,915.7			371.9	220.8	3,508.4
Natural Resources/ Transportation/ Economic Development	218.1			6,337.4	2,504.3	9,059.8
General Government	831.3			1,846.9	1,233.3	3,911.5
Total by Fund	21,260.4	1,128.6	424.6	13,955.6	16,783.6	53,552.8

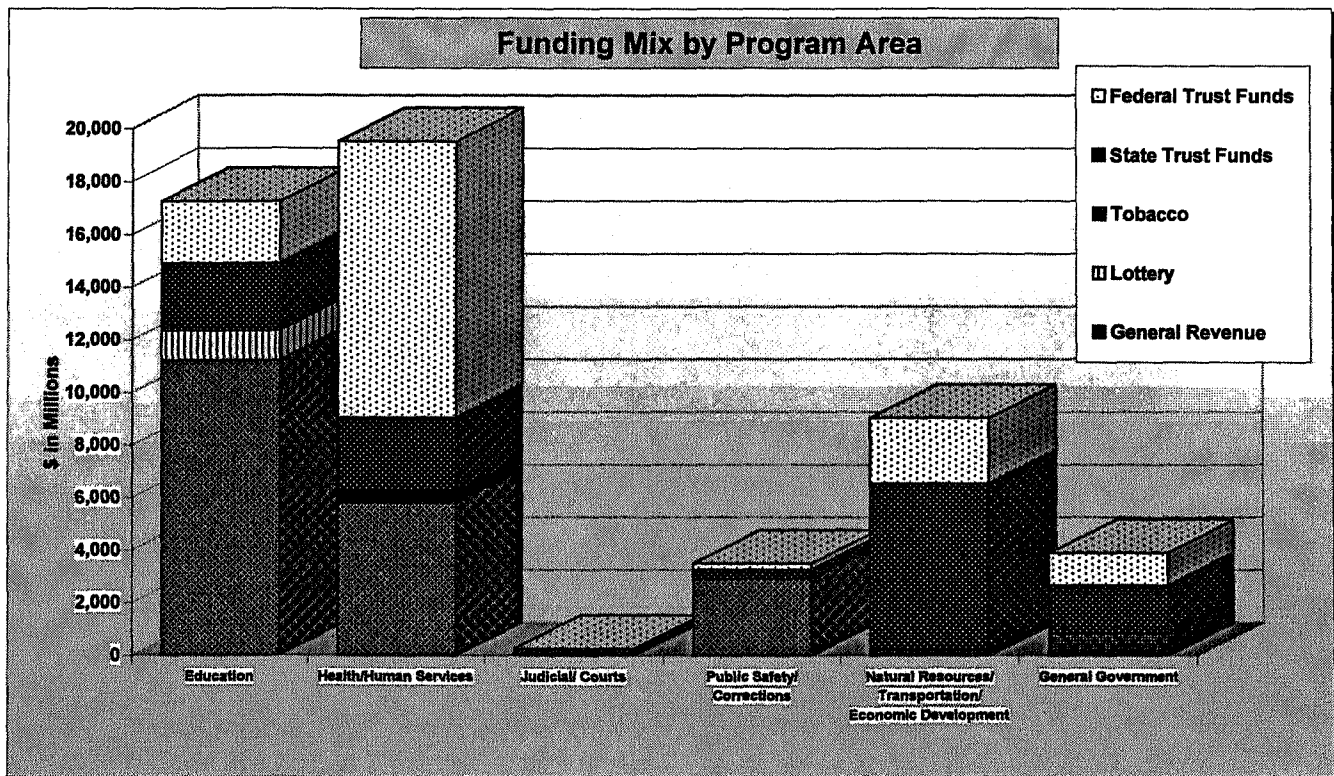


Chart 7
Chapter 2003-397 Laws of Florida (SB 2A)
and Supplemental Appropriations (A-D) For Fiscal Year 2003-04
General Revenue by Program Area: Total - \$21,260.4
(Dollars in Millions)

Program Area (Section of General Appropriations Act)	Dollars	Percent
Education	11,227.0	52.8%
Health/Human Services	5,802.8	27.3%
Judicial/Courts	265.5	1.3%
Public Safety/Corrections	2,915.7	13.7%
Natural Resources/Transportation/ Economic Development	218.1	1.0%
General Government	831.3	3.9%
Total	21,260.4	100.0%

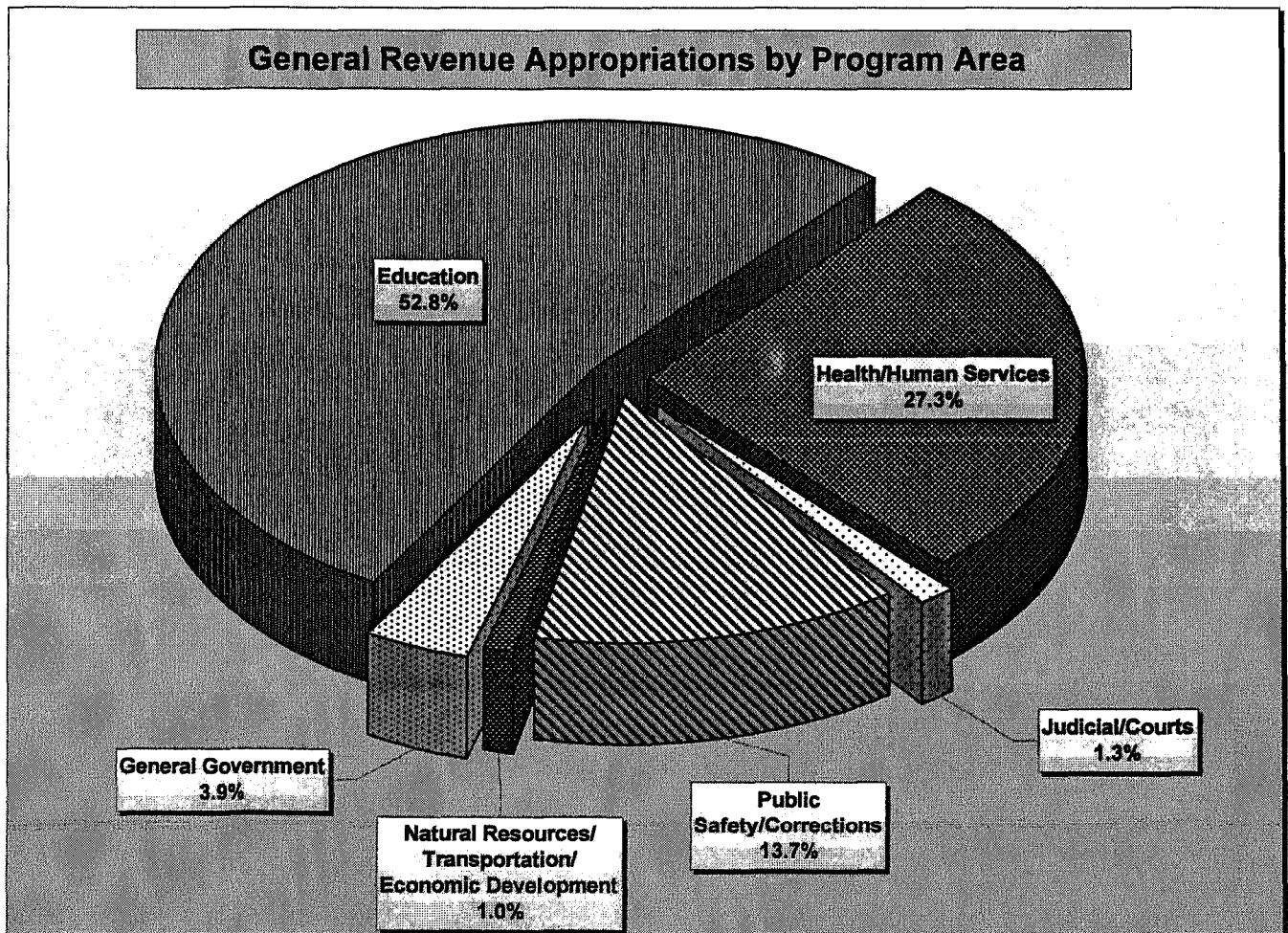


Chart 8
Summary Appropriations
Chapter 2003-397 Laws of Florida (SB 2A)
and Supplemental Appropriations (A-D) For Fiscal Year 2003-04

LEGISLATION - Bill number (Laws of Florida number)	FUNDING SOURCE						
	GENERAL REVENUE	LOTTERY	PECO	TOBACCO	OTHER TRUST FUNDS	ALL FUNDS	FTE
Regular Session							
SB 144 - Rape Crisis Program (Ch 2003-114)					917,000	917,000	
SB 308 - Caribbean Sea Turtle Conservation (Ch 2003-111)					350,000	350,000	
SB 1218 - Food Safety & Security (Ch 2003-255)					10,000	10,000	
SB 1944 - Mobile Home Relocation Fee (Ch 2003-263)					500,000	500,000	
SB 2586 - Boating & Waterways (Ch 2003-156)					2,500,000	2,500,000	10.00
Session 'A'							
SB 2A (General Appropriations Act, Ch 2003-397)	21,215,987,830	1,128,612,881	1,406,100,000	423,982,411	29,327,878,788	53,502,561,910	116,205.80
Administered Funds & Other Adjustments	(1,901,543)			575,285	1,690,891	364,633	
SB 32A - Florida Motor Vehicle Insurance Reform (Ch 2003-411)					2,500,000	2,500,000	51.00
HB 113A - Article V Financial Review (Ch 2003-402)					200,000	200,000	
Vetoed Appropriations	(2,947,666)				(28,221,851)	(31,169,517)	
Session 'B'							
HB 85B - King Biomedical Research (Ch 2003-414)					3,540,998	3,540,998	
Session 'C'							
No Appropriations							
Session 'D'							
HB 3D - Corrections Supplemental (Ch 2003-417)	48,332,037				17,545,694	65,877,731	512.00
SB 2D - Medical Malpractice (Ch 2003-416)	850,000				3,767,780	4,617,780	18.00
Total Adjusted Appropriations FY 2003-2004	21,260,320,658	1,128,612,881	1,406,100,000	424,557,696	29,333,179,300	53,552,770,535	116,796.80

2003 - 2004 APPROPRIATIONS BY DETAIL FUND

FUND NAME	FUND NUMBER	STATE DOLLARS	FEDERAL DOLLARS	TOTAL DOLLARS
TRUST FUNDS				
ADMINISTRATIVE TRUST FUND	2021	548,515,792	399,968,023	948,483,815
AG EMERGENCY ERAD TRUST FUND	2360	9,000,000		9,000,000
AG LAW ENFORCEMENT TRUST FUND	2025	103,035		103,035
AIR POLLUTION CONTROL TRUST FUND	2035	27,829,311	1,661,547	29,490,858
ALCOHOL/DRUGABU/MEN HLH TRUST FUND	2027	9,044,205	142,374,557	151,418,762
ALCOHOLIC,BEV,TOBACCO TRUST FUND	2022	39,030,402		39,030,402
ANTI-FRAUD TRUST FUND	2038	364,182		364,182
ARCHITECTS INCIDENTAL TRUST FUND	2033	1,924,607		1,924,607
BIOMEDICAL RESEARCH TRUST FUND	2245	3,540,998		3,540,998
BRAIN & SPINAL CORD INJ/TRUST FUND	2390	16,427,632		16,427,632
BROWNFIELD PROP OWN CLR/TRUST FUND	2595	2,120,000		2,120,000
BUREAU OF AIRCRAFT TRUST FUND	2066	2,087,553		2,087,553
CAMP BLANDING MANAGEMNT TRUST FUND	2069	2,145,109		2,145,109
CAP IMPROVEMENTS FEE TRUST FUND	2071	19,711,700		19,711,700
CAPITAL COLLATERAL REP TRUST FUND	2072	180,763	119,237	300,000
CASUALTY RISK MGMT INS TRUST FUND	2078	22,642,816		22,642,816
CERTIFICATION PROGRAM TRUST FUND	2092	300,000		300,000
CHILD CARE/DEV BLK GRNT TRUST FUND	2098	18,476	386,663,297	386,681,773
CHILD SUPPORT INCENTIVE TRUST FUND	2075	26,545,014		26,545,014
CHILD SUPPORT TRUST FUND	2084	19,982,143		19,982,143
CHILD WELFARE TRAINING TRUST FUND	2083	11,240,703		11,240,703
CHILD/ADOL SUBSTANCE AB TRUST FUND	2088	12,805,987		12,805,987
CITRUS ADVERTISING TRUST FUND	2090	69,596,725	4,000,000	73,596,725
CITRUS INSPECTION TRUST FUND	2093	18,252,610		18,252,610
CIVIL RICO TRUST FUND	2095	444,760	20,000	464,760
COASTAL PROTECTION TRUST FUND	2099	11,213,964		11,213,964
COMM RESOURCE DEV TRUST FUND	2113	72,960		72,960
COMMUN SVCS BLOCK GRANT TRUST FUND	2118		17,401,693	17,401,693
COMMUNICATIONS WKG CAP TRUST FUND	2105	142,042,470		142,042,470
CONS/REC LANDS PROGRAM TRUST FUND	2931	33,035,122		33,035,122
CONSERVATION/REC LANDS TRUST FUND	2131	60,238,176		60,238,176
CONSTRUCTION TRUST FUND	2137	6,333,586		6,333,586
CONSUMER FRAUDS TRUST FUND	2127	1,028		1,028
CONTRACTS AND GRANTS TRUST FUND	2133	1,134,450	39,378,686	40,513,136
COOP AGREEMENT TRUST FUND	2039	13,500	34,137,244	34,150,744
CORRECTION WORK PROGRAM TRUST FUND	2151	22,679,119		22,679,119
COUNTY HEALTH DEPT TRUST FUND	2141	650,014,652	47,475	650,062,127
COURT EDUCATION TRUST FUND	2146	2,499,094		2,499,094
COURT/CSE COLL SYS TRUST FUND	2115	1,810,022		1,810,022
CREW CHIEF REGISTRATION TRUST FUND	2147	341,093	414,651	755,744
CRIM JUST STAND & TRAIN TRUST FUND	2148	22,799,271		22,799,271
CRIME STOPPERS TRUST FUND	2202	5,430,860		5,430,860
CRIMES COMPENSATION TRUST FUND	2149	31,217,521	23,953,719	55,171,240
CSE APP FEE & PROG REV TRUST FUND	2104	5,818,605		5,818,605
DISPLACED HOMEMAKER TRUST FUND	2160	2,060,024		2,060,024
DIV OF LICENSING TRUST FUND	2163	11,380,915		11,380,915
DIV UNIV FAC CONST ADM TRUST FUND	2222	4,188,995		4,188,995
DOMESTIC VIOLENCE TRUST FUND	2157	5,970,306		5,970,306
DONATIONS TRUST FUND	2168	40,692,957	186,711,854	227,404,811
DOR CLERKS OF THE COURT TRUST FUND	2588	800,000		800,000
DRINKING WATER REV LOAN TRUST FUND	2044		40,000,000	40,000,000
DRUGS/DEVICES/COSMETIC TRUST FUND	2173	1,448,008		1,448,008
DUI SCHOOL COORDINATION TRUST FUND	2172	783,093		783,093
ECON DEVELOP TRANSPORT TRUST FUND	2175	10,000,000		10,000,000
ECONOMIC DEVELOPMENT TRUST FUND	2177	8,202,500		8,202,500
ECOSYSTEM MGT & RESTOR TRUST FUND	2193	34,252,001		34,252,001
ED CERTIFICATION/SVC TRUST FUND	2176	3,300,800		3,300,800
ED MEDIA & TECHNOLOGY TRUST FUND	2183	973,032		973,032
EDUCATIONAL AIDS TRUST FUND	2180	85,022,065	1,359,546,221	1,444,568,286
EDUCATIONAL ENHANCEMENT TRUST FUND	2178	1,128,612,881		1,128,612,881
ELECTIONS COMMISSION TRUST FUND	2511	1,195,883		1,195,883
EMER MGMG PREP/ASST TRUST FUND	2191	21,052,456		21,052,456
EMERGENCY MED SVC TRUST FUND	2192	16,264,163		16,264,163
EMPLOYMENT SECURITY ADM TRUST FUND	2195	6,078,052	360,812,419	366,890,471
ENERGY CONSUMPTION TRUST FUND	2174	2,025,057	9,052,524	11,077,581
ENVIRONMENTAL LAB TRUST FUND	2050	9,338,260		9,338,260
EPILEPSY SERVICES TRUST FUND	2197	1,640,000		1,640,000
EXCELLENT TEACH PROGRAM TRUST FUND	2206	69,522,028		69,522,028

2003 - 2004 APPROPRIATIONS BY DETAIL FUND

FUND NAME	FUND NUMBER	STATE DOLLARS	FEDERAL DOLLARS	TOTAL DOLLARS
EXEC BR LOBBY REGIS TRUST FUND	2203	118,534		118,534
FAMILY COURTS TRUST FUND	2973	6,379,263		6,379,263
FED EM MGT PROG SUPT TRUST FUND	2525		14,904,106	14,904,106
FED EQTB SHARNG/LAW ENF TRUST FUND	2719	921,032	3,858,098	4,779,130
FEDERAL GRANTS TRUST FUND	2261	40,497,507	1,233,197,054	1,273,694,561
FEDERAL REHABILITATION TRUST FUND	2270	2,564,138	133,628,139	136,192,277
FINANCIAL INST REG TRUST FUND	2275	8,224,040		8,224,040
FINE ARTS COUNCIL TRUST FUND	2279		698,522	698,522
FL AGRIC PROM CAMPAIGN TRUST FUND	2920	163,037		163,037
FL FACIL POOL WRK CAP TRUST FUND	2225	1,175,864		1,175,864
FL FACILITIES POOL CLR TRUST FUND	2313	32,052,385		32,052,385
FL FOREVER PROGRAM TRUST FUND	2349	75,000,000		75,000,000
FL INTER TRADE & PROM TRUST FUND	2338	5,596,249		5,596,249
FL LAND SALES/CONDO/MBL TRUST FUND	2289	6,960,863		6,960,863
FL MOBILE HOME RELOCATN TRUST FUND	2865	1,000,000		1,000,000
FL PRESERVATION 2000 TRUST FUND	2332	70,928,000		70,928,000
FL WW II VET MEM MATCH TRUST FUND	2755	1,835,000		1,835,000
FL.CRIME PREV TR IN REV TRUST FUND	2302	646,886		646,886
FL.PANTHER RESCH & MAN TRUST FUND	2299	2,418,390		2,418,390
FLORIDA COMMUNITIES TRUST FUND	2244	1,195,012		1,195,012
FLORIDA FOREVER TRUST FUND	2348	154,072,000		154,072,000
FOOD & NUTRITION SVCS TRUST FUND	2315		499,138,117	499,138,117
FORFEIT/INVES SUPPORT TRUST FUND	2316	3,090,293	20,000	3,110,293
FORFEITED PROPERTY TRUST FUND	2267	764,432		764,432
GAS TAX COLLECTION TRUST FUND	2319	3,806,195		3,806,195
GENERAL INSPECTION TRUST FUND	2321	67,087,530		67,087,530
GRANTS AND DONATIONS TRUST FUND	2339	863,205,759	852,736,928	1,715,942,687
HEALTH CARE TRUST FUND	2003	51,547,822	5,784,368	57,332,190
HIGHWAY PATROL INS TRUST FUND	2364	152,000		152,000
HIGHWAY SAFETY OPER TRUST FUND	2009	213,156,254		213,156,254
HOTEL AND RESTAURANT TRUST FUND	2375	16,937,868		16,937,868
IFAS SUPPL RETIREMENT TRUST FUND	2379	15,000		15,000
INCIDENTAL TRUST FUND	2381	9,393,494		9,393,494
INDIGENT CRIM DEFENSE TRUST FUND	2974	7,087,641		7,087,641
INLAND PROTECTION TRUST FUND	2212	189,487,421		189,487,421
INSTITUTE ASSESSMENT TRUST FUND	2380	1,487,533		1,487,533
INSURANCE REG TRUST FUND	2393	106,257,572		106,257,572
INTANGIBLE TAX TRUST FUND	2399	13,417,494		13,417,494
INTERNAL IMPROVEMENT TRUST FUND	2408	12,213,004		12,213,004
INVASIVE PLANT CONTROL TRUST FUND	2030	34,618,385		34,618,385
JUV CRIME PREV/ERLY INT TRUST FUND	2415	502,000		502,000
JUVENILE JUSTICE TRNG TRUST FUND	2417	2,686,610		2,686,610
L/G HF-CT SALES TAX CL TRUST FUND	2455	10,500,000		10,500,000
LAND ACQUISITION TRUST FUND	2423	417,909,021		417,909,021
LAW ENFORCEMENT RADIO TRUST FUND	2432	20,801,825		20,801,825
LAW ENFORCEMENT TRUST FUND	2434	611,613		611,613
LEGAL AFFAIRS REVOLVING TRUST FUND	2439	8,142,968		8,142,968
LEGAL SERVICES TRUST FUND	2438	30,397,718		30,397,718
LEGIS LOBBYIST REGIS TRUST FUND	2442	251,360		251,360
LIBRARY SERVICES TRUST FUND	2450	50,946	8,684,636	8,735,582
LICENSE TAX COLLECTION TRUST FUND	2452	21,500,000		21,500,000
LOCAL GOV HOUSING TRUST FUND	2250	136,986,000		136,986,000
LOTT CAP OUT/DEBT SVCS TRUST FUND	2004	600,000,000		600,000,000
LOW INC HOME ENRGY ASST TRUST FUND	2451		32,702,209	32,702,209
MAJOR GIFTS TRUST FUND	2483	47,631,532		47,631,532
MARINE RESOURCES CONSV TRUST FUND	2467	40,343,928	16,807,429	57,151,357
MARKET IMP WKG CAP TRUST FUND	2473	3,233,452		3,233,452
MARKET TRADE SHOW TRUST FUND	2466	180,000		180,000
MAT/CH HLTH BLOCK GRANT TRUST FUND	2475	7,434	17,557,558	17,564,992
MEDIATION/ARBITRATION TRUST FUND	2213	816,460		816,460
MEDICAL CARE TRUST FUND	2474	434,452,952	7,327,864,345	7,762,317,297
MEDICAL QLT ASSURANCE TRUST FUND	2352	55,239,977		55,239,977
MINERALS TRUST FUND	2499	5,237,154		5,237,154
MOTOR VEHICLE OPERATING TRUST FUND	2486	1,843,930		1,843,930
MOTOR VEHICLE WARRANTY TRUST FUND	2492	1,934,621		1,934,621
NON-GAME WILDLIFE TRUST FUND	2504	6,370,673	4,095,602	10,466,275
NON-MANDATORY LAND RECL TRUST FUND	2506	46,521,986	23,833	46,545,819
NURS STDNT LOAN FORGIVE TRUST FUND	2505	3,347,267		3,347,267
OPERATING TRUST FUND	2510	82,003,193	1,620,518	83,623,711
OPERATIONS AND MAINT TRUST FUND	2516	117,428,059	589,915,019	707,343,078

2003 - 2004 APPROPRIATIONS BY DETAIL FUND

FUND NAME	FUND NUMBER	STATE DOLLARS	FEDERAL DOLLARS	TOTAL DOLLARS
OPTIONAL RETIREMENT PRG TRUST FUND	2517	163,506		163,506
ORG/TISSUE DONR ED/PROC TRUST FUND	2509	373,306		373,306
PARI-MUTUEL WAGERING TRUST FUND	2520	9,665,749		9,665,749
PERC TRUST FUND	2558	1,482,970		1,482,970
PERMIT FEE TRUST FUND	2526	13,333,649		13,333,649
PEST CONTROL TRUST FUND	2528	2,760,970		2,760,970
PHOSPHATE RESEARCH TRUST FUND	2530	6,508,426		6,508,426
PLAN AND BUDGET SYSTEM TRUST FUND	2535	4,865,118		4,865,118
PLANNING AND EVALUATION TRUST FUND	2531	13,954,579	603,613	14,558,192
PLANT INDUSTRY TRUST FUND	2507	5,986,223		5,986,223
POL/FIREMEN PREMIUM TAX TRUST FUND	2532	744,447		744,447
PRETAX BENEFITS TRUST FUND	2570	1,430,287		1,430,287
PREVENT HLTH SVCS BL GR TRUST FUND	2539	900,000	3,595,333	4,495,333
PRINCIPAL STATE SCHOOL TRUST FUND	2543	131,600,000		131,600,000
PRIVATE INMATE WELFARE TRUST FUND	2623	2,093,348		2,093,348
PROFESSIONAL REGULATION TRUST FUND	2547	31,454,704		31,454,704
PROFESSIONAL SPORTS DEV TRUST FUND	2551	2,500,000		2,500,000
PROJECTS/CONTRACTS/GRANTS TRUST FUND	2552		322,065,434	322,065,434
PUB MEDICAL ASST TRUST FUND	2565	387,200,000		387,200,000
PUBLIC ED CO&DS TRUST FUND	2555	1,406,100,000		1,406,100,000
PUBLICATIONS REVOLVING TRUST FUND	2561	714,609		714,609
QUARTER HORSE RACG PROM TRUST FUND	2564	50,000		50,000
RADIATION PROTECTION TRUST FUND	2569	7,381,495	388,920	7,770,415
RAPE CRISIS PROGRAM TRUST FUND	2089	917,000		917,000
RECORDS MANAGEMENT TRUST FUND	2572	1,386,267		1,386,267
REFUGEE ASSISTANCE TRUST FUND	2579		22,768,045	22,768,045
REGULATORY TRUST FUND	2573	38,770,874		38,770,874
RESIDENT PROTECTION TRUST FUND	2522	776,720		776,720
RET HLTH INS SUBSIDY TRUST FUND	2583	48,112		48,112
REVOLVING TRUST FUND	2600	4,831,219		4,831,219
R-O-W ACQ/BRIDGE CONST TRUST FUND	2586	399,404,437		399,404,437
SALTWTR PRODUCTS PROM TRUST FUND	2609	1,017,308		1,017,308
SAVE OUR EVERGLADES TRUST FUND	2221	100,000,000		100,000,000
SAVE THE MANATEE TRUST FUND	2611	3,875,005		3,875,005
SCH/DIS & CC/DIS CO&DS TRUST FUND	2612	124,000,000		124,000,000
SMALL CITIES COMM BLK GRNT	2109		33,123,337	33,123,337
SOCIAL SVCS BLK GRT TRUST FUND	2639	49,897,465	105,879,067	155,776,532
SOLID WASTE MGMT TRUST FUND	2644	16,284,332		16,284,332
SOPHOMORE LEVEL TEST TRUST FUND	2646	398,823		398,823
SPEC EMPLOYMNT SECU ADM TRUST FUND	2648	225,880		225,880
ST ST FIN ASSIST TRUST FUND	2240	3,340,521		3,340,521
ST TRANSPORT (PRIMARY) TRUST FUND	2540	3,310,492,271	1,924,719,354	5,235,211,625
STATE EMPLOYEES DIS INS TRUST FUND	2671	79,146		79,146
STATE EMPLOY HEALTH INS TRUST FUND	2668	42,474,742		42,474,742
STATE EMPLOY LIFE INS TRUST FUND	2667	83,323		83,323
STATE GAME TRUST FUND	2672	49,891,806	8,915,841	58,807,647
STATE HOMES/VETERANS TRUST FUND	2692	550,000		550,000
STATE HOUSING TRUST FUND	2255	56,012,438		56,012,438
STATE PARK TRUST FUND	2675	68,252,080		68,252,080
STATE PERSONNEL SYSTEM TRUST FUND	2678	49,013,164		49,013,164
STD LOAN GUARANTY RES TRUST FUND	2718		55,756	55,756
STUDENT LOAN OPERATING TRUST FUND	2397	63,471	26,699,910	26,763,381
SUPERVISION TRUST FUND	2696	53,353,150		53,353,150
SURPLUS PROPERTY REVOLV TRUST FUND	2699	1,081,097		1,081,097
SUS CONCURRENCY TRUST FUND	2682	10,775,000		10,775,000
TEACHER CERT EXAM TRUST FUND	2727	396,687		396,687
TOBACCO SETTLEMENT TRUST FUND	2122	424,557,696		424,557,696
TOLL FAC REVOLVING TRUST FUND	2729	10,760,000		10,760,000
TOURISM PROMOTION TRUST FUND	2722	18,810,592		18,810,592
TRANSPORT DISADVANTAGED TRUST FUND	2731	36,452,725		36,452,725
TREASURER'S ADM/INVEST TRUST FUND	2725	5,642,408		5,642,408
TRUST FUNDS	2732	180,860,946		180,860,946
TURNPIKE GEN RESERVE TRUST FUND	2326	523,128,679		523,128,679
TURNPIKE RENEW/REPLACE TRUST FUND	2324	59,010,401		59,010,401
U.S. CONTRIBUTIONS TRUST FUND	2750		188,370,808	188,370,808
U.S. TRUST FUND	2738		85,056,873	85,056,873
UF IFAS RELOC/CONSTR TRUST FUND	2395	12,100,000		12,100,000
UNCLAIMED PROPERTY TRUST FUND	2007	3,691,115		3,691,115
VITICULTURE TRUST FUND	2773	257,800		257,800
WASTEWTR/STORMWTR REVOL TRUST FUND	2661		86,500,000	86,500,000

2003 - 2004 APPROPRIATIONS BY DETAIL FUND

FUND NAME	FUND NUMBER	STATE DOLLARS	FEDERAL DOLLARS	TOTAL DOLLARS
WATER MANAGEMENT LANDS TRUST FUND	2776	59,060,632		59,060,632
WATER QUALITY ASSURANCE TRUST FUND	2780	39,510,359	240	39,510,599
WELFARE TRANSITION TRUST FUND	2401		225,327,890	225,327,890
WIRELESS EMRGCY PHONE TRUST FUND	2344	84,644,742		84,644,742
WORKERS' COMP ADMIN TRUST FUND	2795	37,188,211		37,188,211
WORKERS' COMP SPEC DISAB TRUST FUND	2798	1,761,927		1,761,927
WORKING CAPITAL TRUST FUND	2792	164,725,803		164,725,803
TRUST FUNDS - TOTAL		15,508,879,828	16,783,570,049	32,292,449,877
GENERAL REVENUE FUND	1000	21,260,320,658		21,260,320,658
TOTAL GENERAL REVENUE AND TRUST FUNDS		36,769,200,486	16,783,570,049	53,552,770,535

**NONRECURRING APPROPRIATIONS
FY 2003-2004**

ISSUE	ISSUE TITLE	GENERAL REVENUE	STATE TRUST FUNDS	FEDERAL TRUST FUNDS
ADMINISTERED FUNDS				
3960000	Strengthening Domestic Security	0	169,891,846	0
AGENCY FOR HEALTH CARE ADMINISTRATION				
1001160	Implementation Of SB 2-D Special Session D	850,000	850,000	0
3402000	Third Party Liability Medicare Eligible Pharmacy Claims - Add	0	2,334,144	0
4001040	Funding For The Proposed Settlement Of Savona Et. Al. V. The Agency For Health Care Administration (AHCA)	13,153,102	0	18,795,166
4001400	Third Party Liability Contract - Medicare Eligible Pharmacy Claims	0	435,000	435,000
4100430	Silver Lifesaver Program	55,146	0	55,146
4102050	Health Insurance Portability And Accountability Act Compliance And Privacy Officer	0	3,625	0
4102180	Increase And Enhance Developmental Services Quality Assurance Program	0	76,146	128,440
4303090	Florida Health Insurance Study	0	150,000	150,000
9A00100	Florida Motor Vehicle Insurance Affordability Reform Act (SB 32-A)	0	902,976	0
AGENCY FOR WORKFORCE INNOVATION				
33N0002	Redirect Recurring Appropriations To Non-Recurring - Add	0	0	31,185,608
3402110	Transfer Child Care Development Block Grant Trust Fund - Add	0	0	2,110,274
3403000	Fund Shift From General Revenue To Child Care Development Block Grant Trust Fund	(7,000,000)	0	0
3403010	Fund Shift To Child Care Development Block Grant Trust Fund From General Revenue	0	0	7,000,000
5000120	Non Custodial Parent Program	0	0	750,000
5100000	Extension Of The Passport To Economic Progress Program	0	0	2,182,163
5200260	Transfer Budget Authority Between Appropriation Categories - Deduct	0	0	(51,122,142)
5200270	Transfer Budget Authority Between Appropriation Categories - Add	0	0	51,122,142
5400140	Increase Funding For School Readiness Program	0	0	4,319,432
5400170	Restore Nonrecurring Child Care Development Block Grant Trust Fund	0	0	19,141,984
5400270	Home Instructional Program For Preschool Youngsters (HIPPY)	0	0	750,000
AGRICULTURE AND CONSUMER SERVICES				
23006C0	Maintenance Of Live Scan Equipment	0	174,535	0
3002140	Lake Okeechobee Restoration	0	8,816,653	0
3004110	Additional Staff For Food Inspection Program	0	76,047	0
3006100	Sterile Insect Fly Release Program	1,000,000	0	0
36236C0	Automated Testing/Documentation System	0	20,244	0
36305C0	Re-Engineering Brix Acid Unit System	0	175,000	0
36341C0	Food Safety Electronic Inspection System	0	0	575,505
36390C0	Information Technology Support For The Division Of Licensing	0	9,122	0
4900180	Federal Grants	0	0	269,945
4900400	Farmers Market Nutrition Program	0	220,000	510,000
4900700	Florida Agriculture Promotion Campaign	500,000	0	0
4900710	Staffing For Oral Rabies Vaccination Program	0	0	9,122
4900730	Farm Share Program	200,000	0	0
4900860	Florida Center For Wildland Fire And Resource Management Training	0	0	2,780
4900870	Pest Detection And Control Programs	0	0	31,969
4902200	Tropical Soda Apple Control	103,000	0	0
4902320	Hazardous Fuels Mitigation/Utilization Program	0	0	5,561
4902540	Enhance Wildfire Prevention And Hazard Mitigation	0	0	24,122
4902570	Management Of Conservation And Recreation Lands (CARL)	0	501,573	0
4902590	Forest Health/Wildland Urban Interface Integration	0	0	11,122
4902600	Endangered Plant Species	0	0	9,122
4902630	Forest Land Enhancement Program (FLEP)	0	0	7,561
4902640	Off-Highway Vehicle Safety & Recreation Program	0	7,561	0
4902810	Agricultural Best Management Practices Development And Implementation	0	5,554,593	0
4904007	Support For Food Bank	200,000	0	0
4907770	Gulf Coast Research And Education Center	850,000	0	0
6201000	Eradication	0	9,000,000	10,000,000
6204000	Citrus Canker Tree Compensation Program	1,000,000	0	0
6208000	Shade Florida	0	0	5,710,462
9A00030	HB 3-E, Chapter 2002-404, Transfer Small County Technical Assistance Grant Program From Department Of Banking And Finance	0	5,000	5,000
990C000	Code Corrections	0	9,750	0
990F000	Support Facilities	0	250,000	0
990L000	Land Acquisition	0	4,500,000	0
990M000	Maintenance And Repair	0	625,000	0
990S000	Special Purpose	1,000,000	80,000	700,000

**NONRECURRING APPROPRIATIONS
FY 2003-2004**

ISSUE	ISSUE TITLE	GENERAL REVENUE	STATE TRUST FUNDS	FEDERAL TRUST FUNDS
BUSINESS AND PROFESSIONAL REGULATION				
4M01000	Radio System Equipment And Maintenance - 800 Mhz	0	42,783	0
9A01100	Mobile Home Relocation Fee (SB 1944)	0	500,000	0
CHILDREN AND FAMILIES				
3000240	Protective Investigations	113,361	344,395	65,353
3003200	In-Home Supervision	251,283	257,832	286,097
3003300	Out Of Home Supervision	952,283	1,236,848	1,522,737
3003400	Adoption Placement Supervision	122,716	160,345	191,023
3003500	Foster Care Licensing	72,732	177,160	195,343
33N0002	Redirect Recurring Appropriations To Non-Recurring - Add	0	2,776,817	3,888,388
33V2030	Transfer Recurring Tanf Appropriations To Nonrecurring	0	17,917	27,679,870
3331020	Establish Reserve For Potential Federal Funding Opportunities - Add	0	2,851,743	33,020,840
3400210	Realign General Revenue With Social Services Block Grant Add	0	0	6,183,547
3400390	Realign Social Services Block Grants With Administrative Trust Funds - Add	0	0	365,907
36104C0	Homesafenet	0	236,250	0
36112C0	Florida On-Line Recipient Integrated Data Access (FLORIDA) System	0	5,764,848	0
36319C0	Child Support Automated Management System (CAMS)	0	634,402	0
4000020	Lump Sum - Substance Abuse Services	0	9,044,205	0
4000030	Lump Sum - Blue Ribbon Panel Recommendations - Better Pay For The Front Line And Retention Bonuses	1,073,335	1,359,997	0
40001C0	Restore Non-Recurring Temporary Assistance For Needy Families Funds In Information Technology	0	209,961	6,890,761
4000280	Restore Non-Recurring Funding For Cuban/Haitian Immigration Grant For Mental Health Programs	0	0	1,187,427
4000670	Restore Non-Recurring Temporary Assistance For Needy Families Funds In The Healthy Families Program	0	0	5,538,291
4000680	Restore Non-Recurring Temporary Assistance For Needy Families Funds In Substance Abuse Services	0	0	14,737,500
4001530	Restore Non-Recurring Funding With Alcohol, Drug Abuse, Mental Health Block Grant Trust Fund For Mental Health Services	0	0	1,000,000
4001540	Restore Non-Recurring Budget Including Temporary Assistance For Needy Families Funds In Economic Self Sufficiency	0	0	8,951,273
4001640	Restore Substance Abuse Services To Clients Involved In The Criminal Justice System	0	3,671,000	4,870,573
4001790	Community Partnership Matching Grant Program	0	0	4,000,000
4001810	Community Forensic Services	72,852	0	0
4001980	Blue Ribbon Panel Recommendations - Fdile Contract For Background Screening And Searches	0	1,153,200	0
4001990	Blue Ribbon Panel Recommendations - Prevention Initiatives	0	0	12,486,078
4002020	Blue Ribbon Panel Recommendation - Quality Assurance And Contract Management	399,195	487,855	127,778
4002030	Shared Risk Program	0	10,000,000	0
4002120	Wrap Around Services For Residential Group Care	0	0	10,000,000
4100430	Silver Lifesaver Program	311,987	0	311,886
CITRUS, DEPARTMENT OF				
24010C0	Information Technology Infrastructure Replacement	0	115,200	0
2402300	Mechanical Harvesting - Robotics	0	200,000	0
4501010	Abscission Chemical Research	0	1,000,000	0
990M000	Maintenance And Repair	0	558,000	0
COMMUNITY AFFAIRS, DEPARTMENT OF				
1600300	Continuation Of Budget Amendment Fy 02-03-Americorp Grant Program	0	450,000	0
1600600	Continuation Of Budget Amendment Fy 02-03-Waterfronts Florida Initiative	0	175,000	0
4100000	Division Of Community Planning Technical And Planning Assistance	400,000	0	0
4800000	Regional Planning Councils	2,100,000	0	0
5506000	Civil Legal Assistance	1,500,000	0	0
59T0010	Federal Emergency Management Grant Program Funds	0	0	2,629,719
5900010	Citizen Emergency Response Team	0	0	830,760
5901600	Hurricane Shelter Retrofits	0	3,000,000	0
5901750	Federal Declared Disaster Funding	0	9,676,101	187,897,071
5901760	Emergency Management-Transfer Cash Match/Federally Declared Disasters To Grants And Donations Trust Fund	0	9,676,101	0
5901920	Residential Construction Mitigation Program-Prior Year Unencumbered Cash	0	1,086,602	0
5901990	Residential Construction Mitigation Program	0	6,902,237	0
6302010	Grant Funding From The National Oceanic And Atmospheric Administration	0	10,000	0
7309E10	Low Income Home Energy Assistance Program (LIHEAP)	0	0	3,062,785
990G000	Grants And Aids - Fixed Capital Outlay	0	2,000,000	39,437,021

**NONRECURRING APPROPRIATIONS
FY 2003-2004**

ISSUE	ISSUE TITLE	GENERAL REVENUE	STATE TRUST FUNDS	FEDERAL TRUST FUNDS
990L000	Land Acquisition	0	66,000,000	0
CORRECTIONS, DEPARTMENT OF				
1001150	Implementation Of HB 3-D Special Session D	987,991	0	0
3000150	Increase In Criminal Justice Estimating Conference Inmate Population	1,005,000	0	0
990M000	Maintenance And Repair	3,283,000	0	0
990P000	Increased Capacity	31,887,536	17,545,694	53,621,040
EDUCATION, DEPARTMENT OF				
24012C0	Replacement Equipment-Personal Computers	0	450,000	0
24014C0	Printers For Rehabilitation Information Management System (RIMS)	0	175,000	0
3000010	New Inventory Validation And In DEPARTMENTh Review Of Surveys	0	6,000	0
3000650	Excellent Teaching	0	1,698,000	0
3001600	Statewide Assessment Program	0	973,032	0
3007310	Challenge Grants Programs	0	65,151,141	0
33N0002	Redirect Recuring Appropriations To Non-Recuring - Add	0	88,324,849	0
33N1440	Restore Minority Participation In Legal Education	636,548	0	0
3400230	Shift To Educational Enhancement Trust Fund	0	6,188,101	0
4000800	Florida Center For Reading Research	0	1,593,600	0
4004830	Florida Center For Teachers - Usf	0	375,000	0
4100025	K-8 Virtual Education Pilot Project	0	4,800,000	0
4100700	Study On Teaching Methodologies For Blind And Deaf Students	0	130,000	0
4102500	Recording For The Blind And Dyslexic, Florida Unit	0	1,000,000	0
4110000	Internet Based Teacher Training- Panhandle Area Education Consortium (Paec)	0	2,250,000	0
4120000	Better Educated Students And Teachers (B.E.S.T.)	0	25,000,000	0
4370100	Governor'S Mentoring Initiative	0	12,250,000	0
4400000	Breast Cancer Research	500,000	0	0
4400000	Replacement And Update Of The Client Rehabilitation Information System	0	200,000	0
4710000	Alternative Schools/Public Private Partnerships	0	5,500,000	0
4880010	Principal Of The Year	0	35,000	0
4880020	Teacher Of The Year	0	39,208	0
4880030	School Related Person Of The Year	0	12,943	0
5C20000	Program Challenge Grants	0	24,000,000	0
51P0030	Nonrecuring Enhancement - Supplemental Academic Instruction	0	25,000,000	0
5180000	Additional Funds - Florida Holocaust Museum	0	160,000	0
5200100	Florida'S Bright Futures Scholarship Program	0	2,024,780	0
5302400	G/A - Assistance To Low Performing Schools	0	5,500,000	0
56U0000	District Cost Differential Study	75,000	0	0
6AF0000	Additional Funds	0	1,000,000	0
7301200	Just Read, Florida!	0	25,000,000	0
990J300	Class Size Reduction Projects	0	600,000,000	0
990M000	Maintenance And Repair	0	206,809,846	0
990R000	Education Capital Projects	0	574,998,940	0
990W000	Sections In The Back Of The General Appropriations Act (GAA)	3,400,000	0	0
ELDER AFFAIRS, DEPARTMENT OF				
4300210	Local Service Programs	3,325,000	0	0
4500C30	Sunshine For Seniors Program	41,660	0	0
ENVIRONMENTAL PROTECTION, DEPARTMENT OF				
2401550	Uninterruptible Power Supply Replacement Equipment	0	619,430	0
3000180	Additional Law Enforcement Positions To Provide Law Enforcement Services At Florida'S State Parks	0	223,618	0
33J0200	Outsourcing For Expert Counsel And Litigation Support	0	243,750	0
4500180	Total Maximum Daily Load Development	0	2,200,000	0
5300480	New Full Time Employees For Management Of Cross Florida Greenways	0	261,766	0
5900100	Isolated Intake Laboratory For Chemical Terrorism Threat Samples	0	313,850	0
6200160	Suwannee River Trail - Initial Staffing	0	30,086	0
6200170	Curry Hammock State Park Staffing	0	30,086	0
6200220	Rainbow Springs State Park Staffing	0	60,172	0
6200260	Dunn Creek State Park Staffing	0	30,086	0
7300910	Mitigation Bank - Little Pine Island	0	200,000	0
990E000	Environmental Projects	13,500,000	336,679,508	140,755,000
990G000	Grants And Aids - Fixed Capital Outlay	0	6,000,000	13,094,423
990L000	Land Acquisition	0	278,000,000	6,039,851

**NONRECURRING APPROPRIATIONS
FY 2003-2004**

ISSUE	ISSUE TITLE	GENERAL REVENUE	STATE TRUST FUNDS	FEDERAL TRUST FUNDS
990M000	Maintenance And Repair	0	10,519,430	0
990S000	Special Purpose	0	5,628,142	17,695,000
FINANCIAL SERVICES, DEPARTMENT OF				
1001160	Implementation Of SB 2-D Special Session D	0	1,450,000	0
3000990	Staff For Workers' Compensation Compliance Process	0	52,500	0
4001000	Administrative And Support Staff	0	25,600	0
4002000	State Accounting And Cash Management System Replacement	0	33,645,000	0
56E0000	Development Of Model For Determining Hurricane Risks And Projected Losses	0	600,000	0
9A00100	Provide For Review Of Article V Financial Data	0	200,000	0
FISH AND WILDLIFE CONSERVATION COMMISSION				
3000150	Mitigation Park Management	0	33,161	0
36315C0	Computer Aided Dispatch	0	142,608	0
4402640	Expanded Management Area Program Needs On Conservation And Recreational Lands (CARL)	0	753,458	0
4404200	Lake Restoration Projects	0	4,320,783	0
4801000	Co-Locate Law Enforcement Dispatch Centers	189,325	0	0
5006000	Trap Retrieval Program	0	51,530	0
6303000	Natural Resource Management And Public Recreation Programs	0	450,000	0
6500100	Law Enforcement Academy - Planning And Design	0	250,000	0
9A01000	Office Of Boating And Waterways	0	987,660	0
9A02000	Sea Turtle Grant Program - Caribbean Conservation Corporation	0	350,000	0
990E000	Environmental Projects	0	375,500	420,000
990G000	Grants And Aids - Fixed Capital Outlay	0	1,250,000	0
990L000	Land Acquisition	0	6,250,000	0
990S000	Special Purpose	0	38,195	2,173,500
GOVERNOR, EXECUTIVE OFFICE				
4500020	Business Expansion, Retention And Recruitment	8,300,000	1,885,442	0
4500030	Communities With Special Needs	4,695,000	220,000	0
4500040	Industries Critical To Florida'S Economy	2,606,121	0	0
4500050	Economic Development Tools	22,330,000	6,082,500	0
4500090	Economic Development Program Accountability Monitoring	0	500,000	0
4500120	Transfers To Economic Development Trust Fund	0	2,120,000	0
990G000	Grants And Aids - Fixed Capital Outlay	0	10,500,000	0
HEALTH, DEPARTMENT OF				
1001160	Implementation Of SB 2-D Special Session D	0	31,927	0
3002070	Child Protection Teams	0	1,000,000	0
3003030	Increase In Adult Living Adverse Incident Reports - Medical Quality Assurance	0	18,288	0
3330310	Use Of Excess Cash To Fund Priority Item(S)	0	3,500,000	0
3406667	Transfer Children'S Medical Services Programs Funding To The Donations Trust Fund	0	3,497,474	0
36024C0	Information Technology Infrastructure	0	10,212,633	0
36030C0	Children'S Medical Services Information System	0	1,200,000	0
41000C0	Children'S Medical Services Telemedicine Network	0	500,000	0
4100010	Pediatric Liver Transplant Program	0	250,000	0
4100020	Children'S Cardiac Program	0	250,000	0
4100320	Children'S Medical Services Medical Foster Care	0	1,277,845	0
4300100	Epilepsy Services Program	0	300,000	0
5700400	Establish A Satellite Office In Pensacola	0	0	156,110
6400131	Centers For Independent Living Matching Funds	0	250,000	0
8800990	Continue Temporary Assistance To Needy Families (TANF) Non-Recurring Appropriations	0	1,500,000	9,871,588
990M000	Maintenance And Repair	0	2,250,000	0
HIGHWAY SAFETY AND MOTOR VEHICLES, DEPARTMENT				
1600340	Hazardous Material (HAZMAT) Endorsement	0	0	2,057,881
2401500	Replacement Of Motor Vehicles	0	2,500,000	0
3001A10	Provide Trooper Overtime Pay	0	2,000,000	0
3001300	Communication Costs For Joint Dispatch Centers	0	840,776	0

**NONRECURRING APPROPRIATIONS
FY 2003-2004**

ISSUE	ISSUE TITLE	GENERAL REVENUE	STATE TRUST FUNDS	FEDERAL TRUST FUNDS
3001400	Enhanced Law Enforcement For The Florida Department Of Transportation I-4 Corridor Project	0	785,883	0
3002210	Partners For Highway Safety	0	300,000	0
3400310	Fund Shift From General Revenue To Highway Safety Operating Trust Fund	(11,000,000)	0	0
3400320	Fund Shift To Highway Safety Operating Trust Fund From General Revenue	0	11,000,000	0
3402020	Eliminate Double Budget For Kirkman Data Center - Add	0	3,176,398	0
38105C0	Security Enhancements For The Florida Driver License Issuance System	0	185,000	0
990A000	Office Space	0	6,751,871	0
JUSTICE ADMINISTRATION				
24010C0	Information Technology Infrastructure Replacement	0	48,682	0
2401500	Replacement Of Motor Vehicles	0	1,072,097	40,000
2402000	Additional Equipment	0	30,000	0
2402400	Additional Equipment - Motor Vehicles	0	40,000	0
3000840	Enhanced Other Personal Services	0	111,597	0
3007000	Increased Current Child Support Program	0	17,890	0
36201C0	Information Technology Critical Needs	0	32,000	0
4300200	Maximize Use Of Indigent Criminal Defense Trust Funds For Operating Expenditures	0	1,051,160	0
58H0000	Justice Administrative Commission Increased Article V Expenses	133,118	0	0
JUVENILE JUSTICE, DEPARTMENT OF				
990M000	Maintenance And Repair	500,000	0	0
990S000	Special Purpose	0	48,921	0
LAW ENFORCEMENT, DEPARTMENT OF				
8500000	Investigative And Laboratory Equipment And Expenses	200,000	0	0
990M000	Maintenance And Repair	478,000	0	0
LEGAL AFFAIRS/ATTORNEY GENERAL				
3001800	Workload - Child Support Enforcement	0	13,767	0
3003400	Workload-Medicaid Fraud Control	0	0	322,993
LOTTERY, DEPARTMENT OF THE				
8H00000	Transfer Excess Administrative Funds To The Educational Enhancement Trust Fund	0	20,000,000	0
MANAGEMENT SERVICES, DEPARTMENT OF				
1700155	Transfer From The Department Of Corrections To The Correctional Privatization Commission	0	50,000	0
25010A0	Continue Current Data Processing Applications	0	1,600,000	0
26C0700	Eliminate Personnel Cost	0	1,300,000	0
3330060	Re-Establish Budget As Non-Recurring - Operations And Maintenance Of State Offices Pool Facilities	0	2,000,000	0
36102C0	Increased Distributions Due To Growth In Wireless Telephone Subscriber Collections	0	25,000,000	0
36104C0	Increased Demand For Infrastructure Improvements To Support Advanced Telecommunications	0	2,000,000	0
36110C0	Enterprise Technology Initiatives	600,000	3,279,159	0
36120C0	Continued Development Of State Portal-Myflorida.Com	1,100,000	1,915,000	0
36126C0	Network Security For Statewide Information Systems	0	600,000	0
36340C0	Microsoft License Fees	8,832	198,718	0
4107510	Continue Funding For The Adoption Program	0	1,200,000	0
4108010	Continuation Of Statewide Purchasing System (SPURS)	0	1,600,000	0
4904010	Florida Capitol - Security Enhancements	0	1,175,864	0
8H00000	Interior Refurbishment Of Lease Space In The Florida Facilities Pool	0	1,270,853	0
8400100	Scheduled Maintenance - State Aircraft	0	330,000	0
990A000	Office Space	0	700,000	0
990C000	Code Corrections	0	1,597,316	0
990M000	Maintenance And Repair	0	6,123,478	0
MILITARY AFFAIRS, DEPARTMENT OF				
24010C0	Information Technology Infrastructure Replacement	0	14,300	35,000

**NONRECURRING APPROPRIATIONS
FY 2003-2004**

ISSUE	ISSUE TITLE	GENERAL REVENUE	STATE TRUST FUNDS	FEDERAL TRUST FUNDS
2401000	Replacement Equipment	0	0	90,000
2402000	Additional Equipment	0	0	150,000
2402040	Additional Equipment - Motor Vehicles	0	0	469,500
2402510	Youth Challenge Vehicle Support	0	0	40,000
2402520	Facility Management Office Vehicle Support	0	0	40,000
4200500	Forward March Program	0	0	1,800,000
4200600	About Face Program	0	0	2,500,000
5003050	Minor Repairs To Camp Blanding Structures	0	40,000	0
990M000	Maintenance And Repair	500,000	0	0
PUBLIC SERVICE COMMISSION				
2401000	Replacement Equipment	0	75,641	0
REVENUE, DEPARTMENT OF				
36078C0	System For Unified Taxation (SUNTAX)	0	1,800,000	0
36319C0	Child Support Automated Management System (CAMS)	0	8,494,001	15,004,256
4400040	Consolidation Of Legal Service Provider Contracts And Modification Of Fee Structure	0	415,629	806,809
53A0010	Clerk Of Court Operations Conference	0	800,000	0
STATE COURT SYSTEM				
35002C0	Video Teleconferencing	0	502,400	0
55H0000	Hvac Repair And Replacement - 2Nd District Court Of Appeal	200,000	0	0
7000210	Building, Facilities Maintenance, And Operational Upkeep	175,000	0	0
STATE, DEPARTMENT OF				
24015C0	Replace Library Management System	0	0	360,000
2401500	Replacement Of Motor Vehicles	0	34,000	0
3400020	General Revenue From Cultural Institutions Trust Fund - Add	5,865,000	0	0
3400040	General Revenue From Corporations Trust Fund - Add	125,000	0	0
3400095	General Revenue From Historical Resources Operating Trust Fund - Add	1,750,000	0	0
5600000	Library Cooperative Grant Program	1,200,000	0	0
6300000	Gates Foundation Grant	0	0	534,000
6700000	Funding Statutory Requirements For Florida'S Election Program	345,000	0	0
7100020	Combine Grants And Aids Categories Into Special Category - Add	0	1,085,127	0
7800020	Statewide Registration Database	0	0	1,000,000
7800030	Enhance Voter Education	0	0	2,976,755
990G000	Grants And Aids - Fixed Capital Outlay	8,295,127	0	0
TRANSPORTATION, DEPARTMENT OF				
2401500	Replacement Of Motor Vehicles	0	1,000,000	0
3006000	Support For Sunpass Processing Center	0	22,805	0
3009100	Staffing For Weigh Stations	0	59,746	0
3009200	Staffing For Motor Carrier Compliance Reviews	0	283,425	0
3009800	Staffing For Motor Carrier Enforcement	0	359,519	0
6009960	Survey & Mapping Support - Digital Technology	0	1,508,000	0
6009970	Support For Structures Research Facility	0	131,000	0
6009990	Motor Carrier Safety Assistance Program	0	0	3,776,000
990A000	Office Space	0	3,627,000	0
990C000	Code Corrections	0	130,000	0
990E000	Environmental Projects	0	2,270,000	0
990M000	Maintenance And Repair	0	5,411,000	0
990T000	Transportation Work Program	0	3,527,095,885	1,913,925,496
VETERANS AFFAIRS, DEPARTMENT OF				
2602000	Annualization-Veterans Nursing Homes (Bay & Charlotte)	1,814,205	0	0
3000300	Senate Bill 1202 Nursing Home Staffing Increase	2,000	0	0
36005C0	State Veterans Nursing Home Inventory Management System	0	27,000	18,000
4106000	Start-Up Operating Costs Nursing Home #4 - Bay County	2,545,206	1,480,293	986,863
4107000	Start-Up Operating Costs Nursing Home #5 - Charlotte County	2,121,455	963,274	642,181
4200060	Florida State World War II Memorial	200,000	0	0
4500020	Implementation Of The Health Insurance Portability And Accountability Act	180,225	0	0
990M000	Maintenance And Repair	0	550,000	650,000
TOTAL		133,361,341	6,444,470,429	2,674,085,856

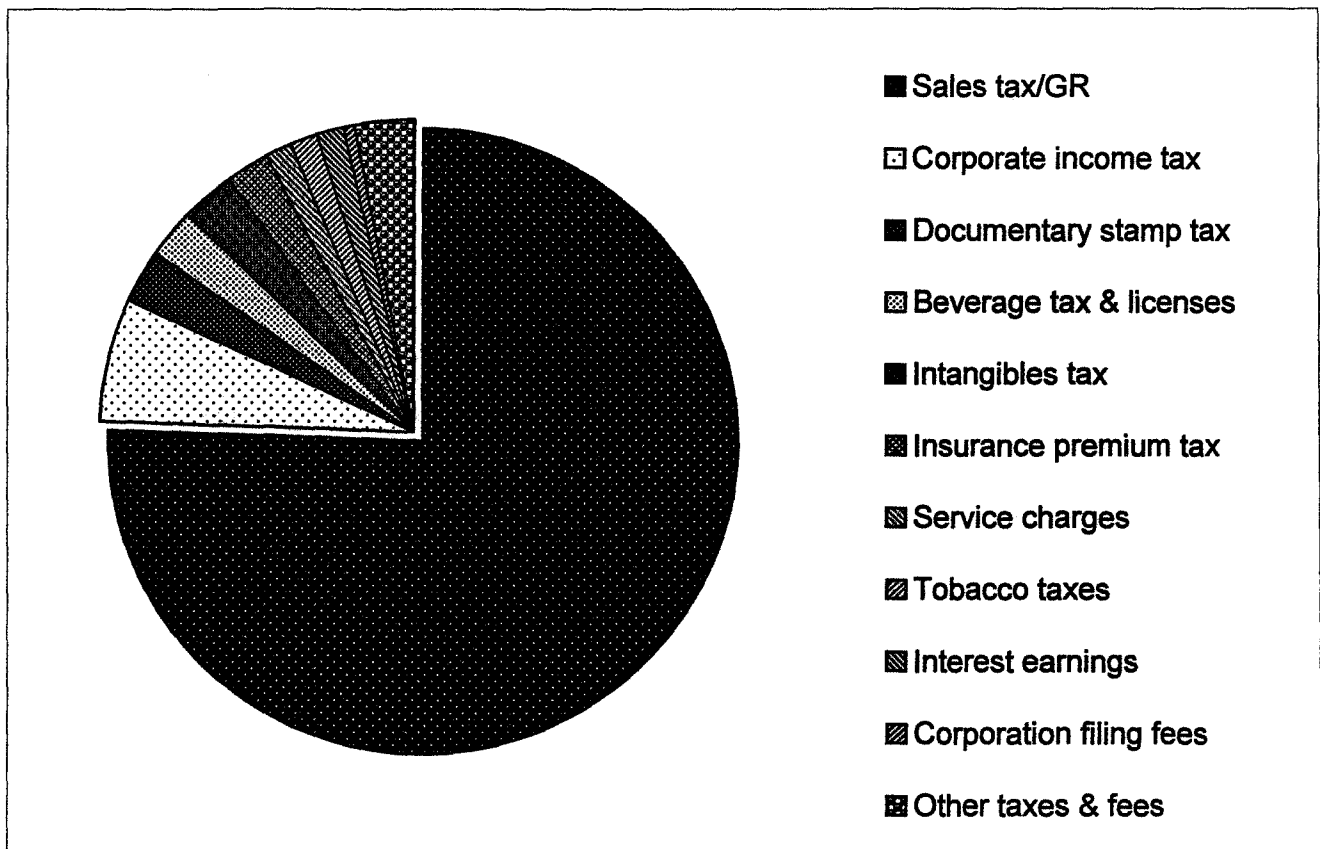
VETOED APPROPRIATIONS FY 2003-2004

Line #	Title	General Revenue/ Working Capital Fund	Trust Fund	Total
194	Enhanced Assistive Care Services	-	3,651,412	3,651,412
220 A	Lump Sum - Reserve For Federal Funding Opportunities	-	116,323	116,323
234	Family Information Linkage To Integrate Enabling Services (Families)	118,125	118,125	236,250
234 A	Lump Sum - Reserve For Federal Funding Opportunities	-	824,501	824,501
245 A	Lump Sum - Reserve For Federal Funding Opportunities	-	1,764,056	1,764,056
262 A	Lump Sum - Reserve For Federal Funding Opportunities	-	34,407	34,407
281 A	Lump Sum - Reserve For Federal Funding Opportunities	-	241,364	241,364
294 A	Lump Sum - Reserve For Federal Funding Opportunities	-	508,889	508,889
304 A	Lump Sum - Reserve For Federal Funding Opportunities	-	40,407	40,407
342 A	Lump Sum - Reserve For Federal Funding Opportunities	-	827,654	827,654
368 A	Lump Sum - Reserve For Federal Funding Opportunities	-	971,563	971,563
372 A	Lump Sum - Reserve For Federal Funding Opportunities	-	3,000,000	3,000,000
384 A	Assistive Care Services	-	1,500,000	1,500,000
390 A	Lump Sum - Reserve For Federal Funding Opportunities	-	300,000	300,000
397 A	Lump Sum - Reserve For Federal Funding Opportunities	-	60,706	60,706
406 A	Lump Sum - Reserve For Federal Funding Opportunities	-	67,745	67,745
467	Special Project Monitoring - CMS System	-	135,000	135,000
1176	TRW monitoring contract for the Integrated Criminal History System	-	126,000	126,000
1287 B	Fixed Capital Outlay - Heating, Ventilation And Air Conditioning Replacement For Conner Complex Lab Buildings	1,000,000	-	1,000,000
1303 A	Special Categories - Acquisition Of Motor Vehicles	-	650,000	650,000
1307 B	Fixed Capital Outlay - Relocate Waccasassa Forestry Center Headquarters - Gainesville	-	1,635,000	1,635,000
1677 B	Grants And Aids To Local Governments And Nonstate Entities - Fixed Capital Outlay - Recycle Lead Acid Products	-	400,000	400,000
1771 A	Special Categories - Transfer Florida Fish & Wildlife Conservation Commission Derelict Vessel Removal	-	866,311	866,311
1824	Special Categories - Acquisition And Replacement Of Boats, Motors, And Trailers	500,000	283,000	783,000
1831 A	Grants And Aids To Local Governments And Nonstate Entities - Fixed Capital Outlay - Derelict Vessel Removal Program	-	866,311	866,311
1841	Special Categories - Management Area Lease Payments	-	315,577	315,577
1843	Special Categories - Transfer Department Of Agriculture - Alligator Marketing And Education	-	100,000	100,000
1852 A	Fixed Capital Outlay - Wildlife Management Area Storage Facility Construction - Dms Mgd	-	649,000	649,000
1901 J	Fixed Capital Outlay - High Speed Rail Development	-	7,200,000	7,200,000
2107	TRW Project Monitoring for Online Licensing Project	-	135,000	135,000
2286AP	Review of Article V Financial Data	100,000	-	100,000
2286AT	TRW Special Monitoring of FLAIR/Cash Management System Replacement Project	-	350,000	350,000
2369	TRW Special Monitor Contract for the Enhanced Driver's License System	-	200,000	200,000
2810	Technology Review Workgroup - CAMS	-	283,500	283,500
2942 A	Special Categories - Acquisition Of Motor Vehicles	12,300	-	12,300
B4008	Pay increase for Judicial Assistants	1,217,241	-	1,217,241
B4029	Reversion of Citrus Canker Tree Compensation	(12,000,000)	-	(12,000,000)
B4034	Reappropriate Funding for the Florida City Farmer's Market	-	500,000	500,000
B4041	PROVISO: Hwy 319 Unexpended funding	-	1,500,000	1,500,000
B4043 B	Transfer from Projects, Contracts, and Grants TF to Working Capital Fund	(13,300,000)	13,300,000	-
Grand Total		(22,352,334)	43,521,851	21,169,517

Chart 9
Projected FY 2003-04 Recurring General Revenue Sources
(Dollars in Millions)

Revenue Source	Dollars	Percent
Sales tax/GR	15,376.3	75.5%
Corporate income tax	1,327.2	6.5%
Documentary stamp tax	550.4	2.7%
Beverage tax & licenses	547.3	2.7%
Intangibles tax	538.7	2.6%
Insurance premium tax	437.4	2.1%
Service charges	317.2	1.6%
Tobacco taxes	264.1	1.3%
Interest earnings	260.7	1.3%
Corporation filing fees	146.2	0.7%
Other taxes & fees	613.9	3.0%
Total Recurring General Revenue *	20,379.4	100.0%

* The impact of refunds are not included in this total.



GENERAL REVENUE AND WORKING CAPITAL FUNDS
CONSENSUS REVENUE ESTIMATING CONFERENCE
RETROSPECT
FY 2000-01 and FY 2001-02
(DOLLARS IN MILLIONS)

	RECURRING FUNDS	NON- RECURRING FUNDS	TOTAL ALL FUNDS
FUNDS AVAILABLE 2000-01			
Balance forward from 99-00	0.0	1,308.9	1,308.9
Miscellaneous adjustments	0.0	(13.8)	(13.8)
Revenue collections	19,064.9	113.2	19,178.1
Midyear reversions	0.0	36.2	36.2
Cancellation of warrants	0.0	0.5	0.5
FCO reversions - Feb 1	0.0	2.0	2.0
FCO reversions - June 30	0.0	10.4	10.4
Transfers from trust funds	0.0	37.2	37.2
Federal funds interest earnings rebate	(5.4)	0.0	(5.4)
Transfer from Working Capital Fund	0.0	0.0	0.0
Transfer from Working Capital Fund	0.0	0.0	0.0
Total 00-01 funds available	19,059.5	1,494.6	20,554.1
EXPENDITURES 2000-01			
Operations	10,183.2	652.6	10,835.8
Aid to Local Government	8,700.9	22.4	8,723.3
Fixed Capital Outlay	21.9	262.6	284.5
Fixed Capital Outlay - ALG	0.0	153.2	153.2
Nonoperating disbursements	0.0	21.6	21.6
Transfer to Budget Stabilization Fund	0.0	47.0	47.0
Total 00-01 expenditures	18,906.0	1,159.4	20,065.4
ENDING BALANCE	153.5	335.2	488.7
Budget Stabilization Fund			894.0
AVAILABLE RESERVES			1,382.7
FUNDS AVAILABLE 2001-02			
Balance forward from 00-01	0.0	488.7	488.7
Miscellaneous adjustment	0.0	0.3	0.3
Revenue collections	19,089.3	239.2	19,328.5
Transfers from trust funds	0.0	167.1	167.1
Midyear reversions	0.0	129.6	129.6
Reappropriation from 00-01 certified forward	0.0	17.6	17.6
Cancellation of warrants	0.0	0.6	0.6
FCO reversions	0.0	23.5	23.5
Federal funds interest earnings rebate	(5.4)	0.0	(5.4)
Transfer from Working Capital Fund	0.0	0.0	0.0
Total 2001-02 funds available	19,083.9	1,066.6	20,150.5
EXPENDITURES 2001-02			
Operations	10,298.6	350.6	10,649.2
Aid to Local Government	8,289.9	23.9	8,313.8
Fixed capital outlay	17.2	60.6	77.8
Fixed capital outlay/ALG	0.0	78.0	78.0
Nonoperating disbursements	0.0	0.6	0.6
Transfer to Budget Stabilization Fund	0.0	46.9	46.9
Total 2001-02 expenditures	18,605.7	560.6	19,166.3
ENDING BALANCE/WORKING CAPITAL FUND	478.2	506.0	984.2
Budget Stabilization Fund			940.9
AVAILABLE RESERVES			1,925.1

COMBINED GENERAL REVENUE AND WORKING CAPITAL FUNDS
Including results of the 2003 Regular and Special Sessions "A" through "D"
FINANCIAL OUTLOOK STATEMENT
FY 2002-03 and FY 2003-04
(DOLLARS IN MILLIONS)

	RECURRING FUNDS	NON- RECURRING FUNDS	TOTAL ALL FUNDS
FUNDS AVAILABLE 2002-03			
Balance forward from 01-02	0.0	984.2	984.2
Estimated revenues - March 14 REC	18,974.1	636.3	19,610.4
Transfers from trust funds	0.0	197.3	197.3
Midyear reversions	0.0	29.0	29.0
Cancellation of warrants	0.0	2.0	2.0
FCO reversions	0.0	3.6	3.6
Federal funds interest earnings rebate	(4.3)	0.0	(4.3)
Legal settlements per AG memo	0.0	5.8	5.8
Total 2002-03 funds available	18,969.8	1,858.2	20,828.0
EFFECTIVE APPROPRIATIONS 2002-03			
Operations	9,441.7	435.8	9,877.5
Aid to Local Government	10,587.7	29.0	10,616.7
Fixed capital outlay	15.1	88.2	103.3
Fixed capital outlay/ALG	0.0	48.0	48.0
Reappropriations	0.0	8.4	8.4
Reserves from vetoes of trust fund appropriations	0.0	(11.0)	(11.0)
Transfer to Budget Stabilization Fund	0.0	18.0	18.0
Transfer to Campaign Financing TF	0.0	6.5	6.5
State Board of Education	0.0	0.4	0.4
Emergency/disaster spending authority	0.0	30.0	30.0
Medically Needy program continuation	0.0	8.3	8.3
Department of Revenue (SB 18A, 2003A)	0.0	0.6	0.6
Total 2002-03 effective appropriations	20,044.5	662.2	20,706.7
ENDING BALANCE/WORKING CAPITAL FUND	(1,074.7)	1,196.0	121.3

NOTES

(A) The FY 2002-03 balance in the Budget Stabilization Fund is \$958.9 million.

(B) This financial statement is based on current law as it is currently administered. It does not include the potential effect of any legal actions which might affect revenues or appropriations. The Attorney General periodically issues an update on any such litigation. In addition, it does not recognize any deficits in any spending programs unless specifically stated.

COMBINED GENERAL REVENUE AND WORKING CAPITAL FUNDS
Including results of the 2003 Regular and Special Sessions "A" through "D"
FINANCIAL OUTLOOK STATEMENT

FUNDS AVAILABLE 2003-04			
Balance forward from 02-03	0.0	121.3	121.3
Estimated revenues - March 14 REC	19,734.5	384.2	20,118.7
Measures affecting revenue - regular session	35.5	10.7	46.2
Measures affecting revenue - special session "A"	274.0	(145.4)	128.6
Transfers from trust funds	0.0	713.5	713.5
Legal settlements	0.0	4.2	4.2
Unused appropriations	0.0	85.0	85.0
Unused appropriations - FEFP	0.0	85.6	85.6
Midyear reversions	0.0	31.2	31.2
Additional reversions	0.0	1.6	1.6
FCO reversions	0.0	2.0	2.0
Cancellation of warrants	0.0	2.0	2.0
Federal funds interest earnings rebate	(4.3)	0.0	(4.3)
JGTRRA flexible federal assistance	0.0	543.5	543.5
Total 2003-04 funds available	20,039.7	1,839.4	21,879.1
EFFECTIVE APPROPRIATIONS 2003-04			
General Appropriations Act Sections 1-7	21,104.2	111.8	21,216.0
General Appropriations Act Section 19	0.0	3.4	3.4
Transfer to Budget Stabilization Fund	0.0	7.5	7.5
Vetoes	(1.7)	(1.2)	(2.9)
Supplemental AHCA appropriation (SB-2D)	0.0	0.9	0.9
Supplemental DOC appropriation (HB-3D)	30.2	18.1	48.3
Total 03-04 effective appropriations	21,132.7	140.5	21,273.2
ENDING BALANCE/WORKING CAPITAL FUND	(1,093.0)	1,698.9	605.9

NOTES

(A) The FY 2003-04 balance in the Budget Stabilization Fund will be \$966.4 million.

(B) This financial statement is based on current law as it is currently administered. It does not include the potential effect of any legal actions which might affect revenues or appropriations. The Attorney General periodically issues an update on any such litigation. In addition, it does not recognize any deficits in any spending programs unless specifically stated.

(C) Section 36 of the 2003 General Appropriations Act requires funds received for state fiscal relief under the federal Jobs and Growth Tax Relief Reconciliation Act of 2003 to be deposited into the Working Capital Fund. The first installment of \$271.7 million was deposited in July 2003. An equal payment is expected to be received in October 2003.

(D) Based on the amount of the supplemental grant award for the April-June 2003 quarter and an estimate of the temporary change in the FMAP rate, federal matching assistance payments for Medicaid for April 1, 2003-June 30, 2004 may reasonably be expected to exceed \$400 million. Section 36 of the 2003 GAA anticipates that a budget amendment to reduce the General Revenue appropriation for Medicaid in an amount equal to the entire FMAP enhancement relief will be adopted through Legislative Budget Commission action.

(E) The effect of the additional bonus depreciation contained in the federal Jobs and Growth Tax Relief Reconciliation Act of 2003 on corporate income tax collections has not been included in the revenue estimates, as legislative action would be required to incorporate those changes into the state corporate income tax code.

FLORIDA TOBACCO SETTLEMENT TRUST FUND
RETROSPECT
FY 2000-01 and FY 2001-02
(DOLLARS IN MILLIONS)

	RECURRING	NON- RECURRING	TOTAL
FUNDS AVAILABLE 2000-01			
Balance forward from 1999-2000	0.0	20.3	20.3
Initial settlement estimate	382.3	(131.5)	250.8
MFN amendment estimate	0.0	423.6	423.6
Profit adjustment	20.1	48.8	68.9
Transfer to Lawton Chiles Endowment	0.0	(200.0)	(200.0)
Transfer from Lawton Chiles Endowment	71.2	(43.2)	28.0
Other nonoperating receipts	0.0	1.2	1.2
Interest earnings	14.1	0.0	14.1
	<hr/>	<hr/>	<hr/>
Total 2000-01 funds available	487.7	119.2	606.9
EXPENDITURES 2000-01			
Agency for Health Care Administration	147.4	0.0	147.4
Department of Children and Family Services	178.5	8.7	187.2
Department of Elder Affairs	24.9	0.2	25.1
Department of Health (inc. H253)	33.6	58.4	92.0
Department of Business Regulation	0.0	5.1	5.1
Transfer to General Revenue (Section 25, GAA)	0.0	10.7	10.7
Other special appropriations and uses	0.7	5.0	5.7
Medicaid deficit (Section 28, 2001 GAA)	0.0	199.3	199.3
Unused appropriations	0.0	(43.4)	(43.4)
	<hr/>	<hr/>	<hr/>
Total 00-01 expenditures	385.1	244.0	629.1
	=====	=====	=====
AVAILABLE RESERVES (see Note)	102.6	(124.8)	(22.2)
FUNDS AVAILABLE 2001-02			
Balance forward from 2000-2001 (A)	0.0	(22.2)	(22.2)
Initial settlement estimate	381.9	(64.8)	317.1
MFN amendment estimate	0.0	419.4	419.4
Profit adjustment	14.7	14.6	29.3
Transfer to Lawton Chiles Endowment	0.0	(200.0)	(200.0)
Transfer from Lawton Chiles Endowment	56.6	(13.4)	43.2
Midyear reversions	0.0	7.9	7.9
Reversion of appropriation (Sec 9, CS/SB 2-C)	0.0	0.6	0.6
Interest earnings	8.4	0.0	8.4
	<hr/>	<hr/>	<hr/>
Total 2001-02 funds available	461.6	142.1	603.7
EXPENDITURES 2001-02			
Agency for Health Care Administration	164.1	62.3	226.4
Department of Children and Family Services	204.6	1.0	205.6
Department of Elder Affairs	24.8	0.1	24.9
Department of Health	44.3	30.6	74.9
Transfer to General Revenue (Sec 24, 2001 GAA)	0.0	10.2	10.2
Transfer to Biomedical Research TF (EOG #0373)	0.0	6.0	6.0
	<hr/>	<hr/>	<hr/>
Total 01-02 expenditures	437.8	110.2	548.0
	=====	=====	=====
AVAILABLE RESERVES	23.8	31.9	55.7

NOTE: Section 28 of the 2001 General Appropriations Act authorizes \$199.3 million in excess Tobacco Settlement Trust Fund monies available in FY 2000-01 and FY 2001-02 to be used to fund a projected Medicaid deficit for FY 2000-01. While the authorization to disburse these funds falls into FY 2000-01, thereby creating a \$22.2 million deficit in that year, under normal administrative practices a sizable portion of these disbursements will not occur until FY 2001-02 and will be funded from FY 2001-02 excess funds available.

TOBACCO SETTLEMENT TRUST FUND
Including results of the 2003 Regular and Special Sessions "A" through "D"
FINANCIAL OUTLOOK STATEMENT
FY 2002-03 and FY 2003-04
(DOLLARS IN MILLIONS)

	<u>RECURRING</u>	<u>NON-RECURRING</u>	<u>TOTAL</u>
FUNDS AVAILABLE 2002-03			
Balance forward from 2001-2002	0.0	55.7	55.7
Initial settlement actual payment	372.4	(56.2)	316.2
MFN amendment actual payment	0.0	208.3	208.3
Profit adjustment expected payment	11.0	11.0	22.0
Transfer to Lawton Chiles Endowment	0.0	(200.0)	(200.0)
Transfer from Lawton Chiles Endowment	39.8	11.4	51.2
Interest earnings	6.0	0.0	6.0
Midyear reversions	0.0	7.0	7.0
	<hr/>	<hr/>	<hr/>
Total 2002-03 funds available	429.2	37.2	466.4
EFFECTIVE APPROPRIATIONS 2002-03			
Agency for Health Care Administration	163.4	0.0	163.4
Department of Children and Family Services	211.6	0.2	211.8
Department of Elder Affairs	24.8	0.0	24.8
Department of Health	51.3	37.5	88.8
Transfer to General Revenue (Sec 39, 2002 GAA)	0.0	10.2	10.2
Transfer to Biomedical Research TF (Sec. 215.5601, F.S.)	5.9	0.0	5.9
Appropriations placed in reserve	0.0	(38.5)	(38.5)
	<hr/>	<hr/>	<hr/>
Total 02-03 effective appropriations	457.0	9.4	466.4
	=====	=====	=====
AVAILABLE RESERVES	(27.8)	27.8	0.0
FUNDS AVAILABLE 2003-04			
Balance forward from 2002-03	0.0	0.0	0.0
Initial settlement estimate	378.8	0.0	378.8
Profit adjustment estimate	11.9	0.0	11.9
Transfer from Lawton Chiles Endowment	41.0	0.0	41.0
Interest earnings	6.0	0.0	6.0
	<hr/>	<hr/>	<hr/>
Total 2003-04 funds available	437.7	0.0	437.7
EFFECTIVE APPROPRIATIONS 2003-04			
Agency for Health Care Administration	183.4	0.0	183.4
Department of Children and Family Services	163.4	0.0	163.4
Department of Elder Affairs	24.8	0.0	24.8
Department of Health	52.4	0.0	52.4
Transfer to General Revenue (Sec 39, 2002 GAA)	0.0	10.2	10.2
Transfer to Biomedical Research TF (Sec. 215.5601, F.S.)	3.5	0.0	3.5
	<hr/>	<hr/>	<hr/>
Total 03-04 effective appropriations	427.5	10.2	437.7
	=====	=====	=====
AVAILABLE RESERVES	10.2	(10.2)	0.0

**EDUCATIONAL ENHANCEMENT (LOTTERY) TRUST FUND
 CONSENSUS REVENUE ESTIMATING CONFERENCE
 RETROSPECT
 FY2000-01 and FY 2001-02
 (DOLLARS IN MILLIONS)**

	<u>RECURRING</u>	<u>NON- RECURRING</u>	<u>TOTAL</u>
FUNDS AVAILABLE 2000-01			
Balance forward from 1999-00	0	150.9	150.9
Miscellaneous adjustments	0	-0.9	-0.9
Revenues from ticket sales	873.1	0	873.1
Unencumbered DOL balance from FY1999-2000	0	40.2	40.2
Transfer from Lottery Admin TF (#2365A, 2000 GAA)	0	17.5	17.5
Other nonoperating receipts	0	1.1	1.1
Interest earnings	8.2	0	8.2
Total 00-01 funds available	881.3	208.8	1090.1
EXPENDITURES FOR 2000-01			
Operations	255.2	73.3	328.5
Bright Futures	171	0	171
Aid to Local Government	265	28.4	293.4
Classrooms First	180	0	180
Total 00-01 expenditures	871.2	101.7	972.9
ENDING BALANCE	10.1	107.1	117.2
FUNDS AVAILABLE 2001-02			
Balance forward from 2000-01	0	117.2	117.2
Miscellaneous adjustments	0	1	1
Revenues from ticket sales	891.7	0	891.7
Transfer from Lottery Admin TF (#1981, 1999 GAA)	0	20	20
Unencumbered DOL balance from FY 2000-01	0	16.5	16.5
Other nonoperating receipts	0	3.8	3.8
Interest earnings	2.1	0	2.1
Total 01-02 funds available	893.8	158.5	1052.3
EXPENDITURES FOR 2001-02			
Operations	57.8	92	149.8
Bright Futures	170.7	4.6	175.3
Aid to Local Government	455.3	19.8	475.1
Classrooms First	180	0	180
Total 01-02 expenditures	863.8	116.4	980.2
ENDING BALANCE	30	42.1	72.1

EDUCATIONAL ENHANCEMENT (LOTTERY) TRUST FUND
Including results of the 2003 Regular and Special Sessions "A" through "D"
FINANCIAL OUTLOOK STATEMENT
FY 2002-03 and FY 2003-04
(DOLLARS IN MILLIONS)

	<u>RECURRING</u>	<u>NON- RECURRING</u>	<u>TOTAL</u>
FUNDS AVAILABLE 2002-03			
Balance forward from 2001-02	0.0	72.1	72.1
Revenues from ticket sales	965.1	0.0	965.1
Transfer from Lottery Admin TF (#2732A, 2002 GAA)	0.0	15.0	15.0
Unencumbered DOL balance from 01-02	0.0	14.8	14.8
Interest earnings	1.5	0.0	1.5
Total 2002-03 funds available	966.6	101.9	1,068.5
EFFECTIVE APPROPRIATIONS 2002-03			
Public Schools/Grants & Aids	301.9	5.0	306.9
Public Schools/Mentoring	0.0	12.3	12.3
Public Schools/Other Grants & Aid	5.5	17.7	23.2
Bright Futures	219.0	0.0	219.0
Student Financial Assistance	12.3	4.5	16.8
SMART Schools/Classrooms First	180.0	0.0	180.0
Community Colleges	92.9	8.4	101.3
State University System	98.1	11.9	110.0
Total 02-03 effective appropriations	909.7	59.8	969.5
AVAILABLE RESERVES	56.9	42.1	99.0
FUNDS AVAILABLE 2003-04			
Balance forward from 2002-03	0.0	99.0	99.0
Revenues from ticket sales	918.0	0.0	918.0
Adjust EETF share to 39%	16.7	0.0	16.7
Transfer from Lottery Admin TF (#2560A, 2003 GAA)	0.0	20.0	20.0
Transfer from Lottery Capital Outlay & Debt Service TF	0.0	60.0	60.0
Reversion/Bright Futures	0.0	13.4	13.4
Interest earnings	1.5	0.0	1.5
Total 2003-04 funds available	936.2	192.4	1,128.6
EFFECTIVE APPROPRIATIONS 2003-04			
Public Schools/Grants & Aids	186.9	101.5	288.4
Public Schools/Grants & Aids/Class Size Reduction	80.0	0.0	80.0
Public Schools/Mentoring	0.0	12.3	12.3
Public Schools/Other Grants & Aid	0.5	8.4	8.9
Bright Futures	233.7	2.0	235.7
Student Financial Assistance	2.4	18.0	20.4
SMART Schools/Classrooms First	169.0	0.0	169.0
Class Size Reduction/Debt Service	56.0	0.0	56.0
Community Colleges	92.9	25.0	117.9
State University System	98.1	41.9	140.0
Total 03-04 effective appropriations	919.5	209.1	1,128.6
AVAILABLE RESERVES	16.7	(16.7)	0.0

NOTE: This financial outlook statement does not include the proceeds from the sale of bonds authorized by the legislation which established the "Classrooms First" program, nor does it include the appropriation of the proceeds of the bond sales.

**PRINCIPAL STATE SCHOOL TRUST FUND
 CONSENSUS REVENUE ESTIMATING CONFERENCE
 RETROSPECT
 FY 2000-01 and 2001-02
 (DOLLARS IN MILLIONS)**

	RECURRING	NON- RECURRING	TOTAL
FUNDS AVAILABLE FOR 2000-01			
Cash & short term investments balance forward	0	42.8	42.8
Adjustment to prior year ending balance	0	1.1	1.1
Maturing long term investments	0	0	0
Abandoned property receipts	84.9	0	84.9
Parimutuel escheated tickets	2	0	2
Other non-operating receipts	0	0	0
Interest earnings	6.1	0	6.1
Refunds	0.1	0	0.1
Total 00-01 funds available	93.1	43.9	137
EXPENDITURES FOR 2000-01			
Aid to Local Government/FEFP	48.9	0	48.9
Aid to Local Government/low performing schools	0	10	10
Reading programs	0	5	5
Fixed Capital Outlay	0	15.4	15.4
Total 00-01 expenditures	48.9	30.4	79.3
AVAILABLE RESERVES	44.2	13.5	57.7
FUNDS AVAILABLE FOR 2001-02			
Cash & short term investments balance forward	0	57.7	57.7
Adjustment to prior year ending balance	0	0	0
Maturing long term investments	0	0.5	0.5
Abandoned property receipts	74.8	0	74.8
Parimutuel escheated tickets	2	0	2
Other non-operating receipts	0	0	0
Interest earnings	3.6	0	3.6
Refunds	0.1	0	0.1
Total 01-02 funds available	80.5	58.2	138.7
EXPENDITURES FOR 2001-02			
Grants & Aids/FEFP	58.9	0	58.9
Grants & Aids/recruitment & training	0	31.7	31.7
Grants & Aids/assistance to low performing schools	0	5	5
Grants & Aids/reading programs	0	2.7	2.7
Special Categories	0	1.9	1.9
Assessment & Evaluation	0	7.5	7.5
Total 01-02 expenditures	58.9	48.8	107.7
AVAILABLE RESERVES	21.6	9.4	31.0

PRINCIPAL STATE SCHOOL TRUST FUND
Including results of the 2003 Regular and Special Sessions "A" through "D"
FINANCIAL OUTLOOK STATEMENT
FY 2002-03 and FY 2003-04
(DOLLARS IN MILLIONS)

	<u>RECURRING</u>	<u>NON-RECURRING</u>	<u>TOTAL</u>
FUNDS AVAILABLE 2002-03			
Cash & short term investments balance forward	0.0	31.0	31.0
Abandoned property receipts	62.1	0.0	62.1
Parimutuel escheated tickets	1.9	0.0	1.9
Interest earnings	2.0	0.0	2.0
Total 02-03 funds available	<u>66.0</u>	<u>31.0</u>	<u>97.0</u>
EFFECTIVE APPROPRIATIONS 2002-03			
Grants & Aids/FEFP	80.9	0.0	80.9
Grants & Aids/aid to local government	0.0	2.1	2.1
Grants & Aids/assistance to low performing schools	0.0	5.5	5.5
Grants & Aids/reading programs	0.0	12.8	12.8
Grants & Aids/Sharpen the Pencil	0.0	2.0	2.0
Special Categories	0.0	2.6	2.6
Assessment and Evaluation	0.0	5.0	5.0
Budget amendment (EOG #0588)	0.0	-13.9	-13.9
Total 02-03 effective appropriations	<u>80.9</u>	<u>16.1</u>	<u>97.0</u>
AVAILABLE RESERVES	-14.9	14.9	0.0
FUNDS AVAILABLE 2003-04			
Cash & short term investments balance forward	0.0	0.0	0.0
Abandoned property receipts	65.0	0.0	65.0
Abandoned property receipts/demutualization	0.0	62.7	62.7
Parimutuel escheated tickets	1.8	0.0	1.8
Interest earnings	2.1	0.0	2.1
Total 03-04 funds available	<u>68.9</u>	<u>62.7</u>	<u>131.6</u>
EFFECTIVE APPROPRIATIONS 2003-04			
Grants & Aids/FEFP	67.0	0.0	67.0
Grants & Aids/class size reduction	1.9	0.0	1.9
Grants & Aids/best teacher	0.0	25.0	25.0
Reading programs	0.0	25.0	25.0
Low performing schools	0.0	4.5	4.5
Education partnerships	0.0	5.5	5.5
Excellent Teaching Trust Fund	0.0	1.7	1.7
Instruction Enhancement	0.0	1.0	1.0
Total 03-04 effective appropriations	<u>68.9</u>	<u>62.7</u>	<u>131.6</u>
AVAILABLE RESERVES	0.0	0.0	0.0

NOTE. The trust fund also owns long term investments maturing in FY 2005-06 with a face value of \$800,000.

**IMPACT OF LEGISLATION AFFECTING REVENUES FOR THE 2003 AND 2003A-D LEGISLATIVE SESSIONS
GENERAL REVENUE FUND
(Dollars in Millions)**

	FY 2000-01 Actual	FY 2001-02 Actual	FY 2002-03 Forecast	FY 2003-04			FY 2004-05		
				Current Forecast	Session Legislation	Revised Forecast	Current Forecast	Session Legislation	Revised Forecast
Sales tax/GR	13,945.7	14,162.1	14,485.2	15,238.6	49.0	15,287.6	16,209.6	139.9	16,349.5
Beverage tax & licenses	523.3	524.6	536.5	547.3	0.0	547.3	557.3	0.0	557.3
Corporate income tax	1,344.8	1,099.6	1,085.0	1,265.0	(19.3)	1,245.7	1,454.8	(23.8)	1,431.0
Documentary stamp tax	479.2	579.3	728.3	571.4	(6.8)	564.6	527.4	(21.0)	506.4
Tobacco taxes	273.5	272.7	268.2	268.7	0.0	268.7	264.5	0.0	264.5
Insurance premium tax	283.1	308.1	379.7	404.4	31.9	436.3	421.0	33.0	454.0
Parimutuels tax	16.6	20.6	20.5	20.3	0.7	21.0	19.8	0.7	20.5
Intangibles tax	660.8	689.2	733.4	555.1	0.0	555.1	531.3	0.0	531.3
Estate tax	767.1	780.0	549.7	369.0	0.0	369.0	216.1	0.0	216.1
Interest earnings	300.6	224.9	261.5	239.2	21.5	260.7	290.0	26.0	316.0
Driver's License Fees	63.0	60.4	58.1	69.0	0.0	69.0	71.4	0.0	71.4
Medical-hospital fees	127.4	140.0	143.9	145.6	0.0	145.6	151.0	0.0	151.0
Auto title & lien fees	28.6	27.4	28.9	29.6	0.0	29.6	30.4	0.0	30.4
Severance tax	20.6	16.0	17.1	17.2	0.0	17.2	17.2	0.0	17.2
Corporation Filing Fees	107.5	107.5	120.2	124.1	21.6	145.7	126.1	22.4	148.5
Service charges	364.7	355.2	374.8	364.8	(5.9)	358.9	366.2	(6.0)	360.2
Other taxes & fees	167.3	173.1	220.2	224.8	82.1	306.9	230.5	137.2	367.7
Total Revenue	19,473.6	19,579.4	20,011.2	20,454.1	174.8	20,628.9	21,484.6	308.4	21,793.0
Less: Refunds	(339.9)	(387.2)	(400.8)	(335.4)	0.0	(335.4)	(353.0)	0.0	(353.0)
Net General Revenue	19,133.7	19,192.2	19,610.4	20,118.7	174.8	20,293.5	21,131.6	308.4	21,440.0

NOTE: These forecasts reflect the March 2003 Revenue Estimating Conference results with adjustments for 2003 legislative action.

**Measures Affecting Revenue and Tax Administration - 2003 Regular Session
Increase/(Decrease) in \$ Millions**

6-Aug-2003

Chapter Law	Bill #	Issue	Tax	FY03-04								FY04-05								
				GR		Trust		Local		Total		GR		Trust		Local		Total		
				Cash	Recur.	Cash	Recur.	Cash	Recur.	Cash	Recur.	Cash	Recur.	Cash	Recur.	Cash	Recur.	Cash	Recur.	
2003-45	S0086	High occupancy vehicle lanes - decal fee	Other taxes and fees																	
2003-114	S0144	Victims of sexual battery \$151 fee/\$150 to TF \$1 to clerk Victims of sexual battery \$151 fee/\$150 to TF \$1 to clerk	Other taxes and fees Service charges	0.1	0.1	0.0	0.0	*	*	0.0	0.0	0.1	0.1	0.0	0.0	*	*	0.0	0.0	
2003-258	S0250	Exempts certain facilities from infant delivery fee	Other taxes and fees			(*)	(*)			(*)	(*)			(*)	(*)			(*)	(*)	
2003-111	S0308	Specialty tg redistribution of revenues	Other taxes and fees																	
2003-121	S0310	Specialty tg/child abuse prevention	Other taxes and fees			**	**			**	**			**	**			**	**	
2003-62	S0472	DOAH filing fee	Other taxes and fees			*	*			*	*			*	*			*	*	
2003-12	S0626	Everglades bill/property tax Everglades bill/assessments	Ad Valorem Other taxes and fees					**	**	**	**			**	**	**	**	**	**	
2003-86	S0640	Specialty tg/military service	Other taxes and fees			**	**			**	**			**	**			**	**	
2003-159	S0686	South Florida Regional Transportation Authority	Vehicle registration fees					**	**	**	**			**	**			**	**	
2003-179	S0954	Repeal DCC Inmate Welfare TF Repeal DLA Motor Vehicle Theft Prevention TF	Other taxes and fees Other taxes and fees	42.7 2.7	37.2 *	(42.7) (2.7)	(37.2) (*)			0.0 0.0	0.0 0.0	37.2 *	37.2 *	(37.2) (*)	(37.2) (*)			0.0 0.0	0.0 0.0	
2003-72	S1098	Motor vehicle renewal	Other taxes and fees			(*)	(*)			(*)	(*)			(*)	(*)			(*)	(*)	
2003-33	S1126	Local government half cent sales tax distribution	Sales tax																	
2003-34	S1162	Authorized use of tourist development tax	Sales tax																	
2003-254	S1176	Department of Revenue tax administration Exemption for homes for the aged Sourcing rule for third number/calling card calls Various penalties Salary tax credit for service company Various penalties Expands use of local option fuel taxes Penalty for failure to file electronically Proration for carriers in business less than 1 yr Cap penalties for filing errors Repeal restriction to replace ad val tax with surtax Exempt building materials used in brownfields Authorized use of charter co. transit system surtax	Comm. services tax Comm. services tax Comm. services tax Insurance premium tax Motor fuel taxes Motor fuel taxes Other taxes and fees Motor fuel taxes Sales tax Sales tax Sales tax	(0.1) ** ** (3.1)	(0.1) ** ** (2.0)	(*) ** ** **	(*) ** ** **	(*) ** ** **	(*) ** ** **	(0.1) ** ** (3.1)	(0.1) ** ** (2.0)	(0.1) ** ** (2.0)	(0.1) ** ** (2.0)	(*) ** ** **	(*) ** ** **	(*) ** ** **	(*) ** ** **	(0.1) ** ** (2.0)	(0.1) ** ** (2.0)	
2003-35	S1232	Pest control certification renewal late fee	Other taxes and fees			*	*			*	*			*	*			*	*	
2003-17	S1430	Manufactured gas	Gross receipts tax			(0.6)	(0.6)			(0.6)	(0.6)			(0.6)	(0.6)			(0.6)	(0.6)	
2003-147	S1644	Reauthorization of fertilizer fees Reauthorization of fertilizer fees	Other taxes and fees Service charges		0.1	0.5	1.0			0.5	1.0	0.1	0.1	1.0	1.0			0.1	0.1	
2003-98	S1642	Municipal parking facility fee surcharge Municipal parking facility fee surcharge	Other taxes and fees Sales tax	**	**	**	**	**	**	**	**	**	**	**	**	**	**	**	**	**
2003-263	S1944	Mobile home license surcharge Mobile home license surcharge	Service charges Other taxes and fees	0.1	0.1	0.8	0.8			0.1	0.1	0.1	0.1	0.8	0.8			0.1	0.1	
2003-73	S1954	Specialty tg/U.S. paratroopers Specialty tg/Arts Specialty tg/Arts Specialty tg/Protect Our Reefs Specialty tg/Fish Florida	Other taxes and fees Service charges Other taxes and fees Other taxes and fees Other taxes and fees	(*) *	(0.1) 0.1	** *	** 0.1	** *	** 0.1	** (*)	** (0.1)	** (0.1)	** (0.1)	** (0.1)	** 0.1	** 0.1	** 0.1	** 0.1	** (0.1)	** (0.1)

**Measures Affecting Revenue and Tax Administration - 2003 Regular Session
Increase/(Decrease) in \$ Millions**

6-Aug-2003

Chapter Law	Bill #	Issue	Tax	FY03-04								FY04-05							
				GR		Trust		Local		Total		GR		Trust		Local		Total	
				Cash	Recur.	Cash	Recur.	Cash	Recur.	Cash	Recur.	Cash	Recur.	Cash	Recur.	Cash	Recur.	Cash	Recur.
2003-19	S2164	Enterprise Zones/St. Petersburg	Sales tax	(0.1)	(0.2)	(*)	(*)	(*)	(*)	(0.1)	(0.2)	(0.2)	(0.2)	(*)	(*)	(*)	(*)	(0.2)	(0.2)
		Enterprise Zones/St. Petersburg	Corporate Income tax	(*)	(0.1)	(*)	(*)	(*)	(*)	-	(0.1)	(0.1)	(0.1)	(*)	(*)	(*)	(*)	(0.1)	(0.1)
		Enterprise Zones/Escambia County	Sales tax	(0.1)	(0.1)	(*)	(*)	(*)	(*)	(0.1)	(0.1)	(0.1)	(0.1)	(*)	(*)	(*)	(*)	(0.1)	(0.1)
		Enterprise Zones/Escambia County	Corporate Income tax	(*)	(*)	(*)	(*)	(*)	(*)	(*)	(*)	(*)	(*)	(*)	(*)	(*)	(*)	(*)	(*)
		Enterprise Zones/Rural Enterprise Zones	Sales tax	(*)	(0.1)	(*)	(*)	(*)	(*)	(*)	(0.1)	(0.1)	(0.1)	(*)	(*)	(*)	(*)	(0.1)	(0.1)
		Enterprise Zones/Rural Enterprise Zones	Corporate Income tax	(*)	(*)	(*)	(*)	(*)	(*)	(*)	(*)	(*)	(*)	(*)	(*)	(*)	(*)	(*)	(*)
2003-155	S2312	Pharmacy fees	Other taxes and fees			0.5	0.5			0.5	0.5			0.5	0.5			0.5	0.5
2003-151	S2368	Game and fish license increase	Service charges	0.1	0.1					0.1	0.1	0.1	0.1					0.1	0.1
		Game and fish license increase	Other taxes and fees			0.7	0.7			0.7	0.7			0.7	0.7			0.7	0.7
2003-132	S2462	Liquefied petroleum gas dealers	Other taxes and fees			(*)	(*)			(*)	(*)			(*)	(*)			(*)	(*)
2003-57	S2568	Protective guardian registration fee cap	Other taxes and fees			*	*			*	*			*	*			*	*
		Exam fee cap	Other taxes and fees			**	**			**	**			**	**			**	**
2003-156	S2586	Fuel tax collection trust fund redistribution	Motor fuel taxes																
2003-21	S2680	Abandoned property/insur. company demutualization	Other taxes and fees			62.7	0.0			62.7	0.0								
2003-280	H0287	Specialty tag/motorcycles	Other taxes and fees			0.1	*			0.1	*			*	*			*	*
2003-77	H0457	Repeal sunset of discretionary sales surtax	Sales tax					0.0	**	0.0	**					0.0	**	0.0	**
2003-136	H0465	DOC unclaimed funds and interest to GR	Other taxes and fees	3.2	0.9	(3.2)	(0.9)			0.0	0.0	0.9	0.9	(0.9)	(0.9)			0.0	0.0
2003-261	H0513	Insurance/MGA fee	Insurance premium tax																
		Abandoned property/insur. company demutualization	Other taxes and fees																
2003-117	H0561	Waives filing fee for domestic violence injunction	Other taxes and fees					(**)	(**)	(**)	(**)					(**)	(**)	(**)	(**)
2003-270	H0691	Capital investment tax credit	Corporate Income tax	0.0	(1.0)					0.0	(1.0)	(1.2)	(1.2)					(1.2)	(1.2)
2003-168	H0721	Exemption for domestic warranty companies	Other taxes and fees	(*)	(*)	(*)	(*)			(*)	(*)	(*)	(*)	(*)	(*)			(*)	(*)
2003-256	H0789	Specialty tag/heart disease	Other taxes and fees			**	**			**	**			**	**			**	**
2003-56	H0835	Putative father registry fees	Other taxes and fees			**	**			**	**			**	**			**	**
2003-295	H1059	Cardrooms	Parimutuel taxes	0.7	0.7			0.1	0.1	0.8	0.8	0.7	0.7			0.1	0.1	0.8	0.8
2003-173	H1123	Hazardous waste tax credit carryforward	Corporate Income tax	(**)	(**)					(**)	(**)	(**)	(**)					(**)	(**)
		Hazardous waste corrective action permit fees	Other taxes and fees			*	*			*	*			*	*			*	*
2003-182	H1307	911 fees - prepaid wireless service	Other taxes and fees					10.0	12.0	10.0	12.0					12.0	12.0	12.0	12.0
2003-183	H1501	Specialty tag/Hospice	Other taxes and fees			**	**			**	**			**	**			**	**
2003-284	H1721	Deed application fee	Ad Valorem					0.8	0.9	0.8	0.9					0.9	0.9	0.9	0.9
		TOTAL ALL MEASURES AFFECTING REVENUE		46.2	35.5	16.1	(34.7)	10.9	13.0	74.1	13.8	35.3	35.3	(34.7)	(34.7)	13.0	13.0	13.8	13.8
		LESS: VETOES		0.0	0.0	0.0	0.0	0.0	0.0	0.0	0.0	0.0	0.0	0.0	0.0	0.0	0.0	0.0	0.0
		NET MEASURES AFFECTING REVENUE		46.2	35.5	16.1	(34.7)	10.9	13.0	74.1	13.8	35.3	35.3	(34.7)	(34.7)	13.0	13.0	13.8	13.8

Measures Affecting Revenue and Tax Administration - 2003 Special Session "A"
Increase/(Decrease) in \$ Millions

6-Aug-2003

Chapter Law	BHI #	Issue	Tax	FY03-04								FY04-05							
				GR		Trust		Local		Total		GR		Trust		Local		Total	
				Cash	Recur.	Cash	Recur.	Cash	Recur.	Cash	Recur.	Cash	Recur.	Cash	Recur.	Cash	Recur.	Cash	Recur.
2003-397	S0002A	Florida Forever Bond Sale - 4th series	Doc stamp tax	(3.3)	(17.5)	3.3	17.5			0.0	0.0	(17.5)	(17.5)	17.5	17.5			0.0	0.0
		Florida Preservation 2000 TF - Sections 31, 32	Doc stamp tax	(12.4)	(12.4)	12.4	12.4			0.0	0.0	(12.4)	(12.4)	12.4	12.4			0.0	0.0
		Florida Everglades Restoration bonds - 1st series	Doc stamp tax	8.9	8.9	(8.9)	(8.9)			0.0	0.0	8.9	8.9	(8.9)	(8.9)			0.0	0.0
		Tuition increases - State University System	Other taxes and fees			**	**			**	**			**	**			**	**
		Tuition increases - Community College System	Other taxes and fees					**	**	**	**			**	**			**	**
2003-399	S0004A	Section 24onelta sewage fee	Other taxes and fees			2.0	0.0			2.0	0.0								
		Section 53citrus fees	Other taxes and fees			(**)	0.0			(**)	0.0								
		Section 54recreational licenses/automated system	Other taxes and fees			**	0.0			**	0.0								
		Section 63tax collection enforcement diversion	Sales tax			**	0.0			**	0.0								
2003-400	S0008A	Service charge increase	Service charges	2.1	2.1	(2.1)	(2.1)			0.0	0.0	2.1	2.1	(2.1)	(2.1)			0.0	0.0
		Redirect interest earnings to GR	Interest earnings	21.5	21.5	(21.5)	(21.5)			0.0	0.0	26.0	26.0	(26.0)	(26.0)			0.0	0.0
2003-404	S0012A	Local government half cent - PERC	Sales tax			1.4	1.3	(1.4)	(1.3)	0.0	0.0			1.3	1.3	(1.3)	(1.3)	0.0	0.0
2003-401	S0016A	Repeal Corporations TF	Corporation filing fees	21.6	22.1	(21.6)	(22.1)			0.0	0.0	22.4	22.4	(22.4)	(22.4)			0.0	0.0
		Repeal Corporations TF	Other taxes	30.7	30.7	(22.4)	(22.4)			8.3	8.3	31.2	31.2	(22.8)	(22.8)			8.4	8.4
		Repeal Corporations TF	Service charges	(8.3)	(8.3)					(8.3)	(8.3)	(8.4)	(8.4)					(8.4)	(8.4)
2003-395	S0018A	Redistribute surplus lines	Insurance premium tax	35.0	35.0	(35.0)	(35.0)			0.0	0.0	35.0	35.0	(35.0)	(35.0)			0.0	0.0
		Tax amnesty	Sales tax	42.6	14.2	0.1	*	8.7	2.9	51.4	17.1	14.2	14.2	*	*	2.9	2.9	17.1	17.1
		Tax amnesty	Corporate income tax	23.9	8.0					23.9	8.0	8.0	8.0					8.0	8.0
		Interest on ate payments	Sales tax	6.7	10.0	*	*	1.3	2.0	8.0	12.0	10.0	10.0	*	*	2.0	2.0	12.0	12.0
		Interest on ate payments	Corporate income tax	3.7	5.8					3.7	5.8	5.8	5.8					5.8	5.8
2003-410	S0026A	Drivers' licenses/I.D. card renewal fee changes	Driver's license fees	**	**	8.1	10.8			8.1	10.8	**	**	10.9	10.9			10.9	10.9
2003-406	S0026A	Dept of Lottery Admin TF distribution change				(16.7)	(16.7)			0.0	0.0			(16.7)	(16.7)			0.0	0.0
		Educational Enhancement TF distribution change				16.7	16.7			0.0	0.0			16.7	16.7			0.0	0.0
2003-391	S0030A	Corporate tax credits	Corporate income tax	(46.9)	(36.1)					(46.9)	(36.1)	(36.1)	(36.1)					(36.1)	(36.1)
2003-402	H0113A	County courts/sales tax redistribution	Sales tax	0.0	108.7			0.0	(108.7)	0.0	0.0	116.2	116.2			(116.2)	(116.2)	0.0	0.0
		County courts/fees increase	Other taxes and fees	2.6	81.5	**	**	**	**	2.6	81.5	67.9	81.5	**	**	**	**	67.9	81.5
		TOTAL ALL MEASURES AFFECTING REVENUE		128.6	274.0	(84.2)	(70.0)	8.6	(105.1)	53.0	98.9	273.1	286.7	(75.1)	(75.1)	(112.6)	(112.6)	85.4	99.0
		LESS: VETOES		0.0	0.0	0.0	0.0	0.0	0.0	0.0	0.0	0.0	0.0	0.0	0.0	0.0	0.0	0.0	0.0
		NET MEASURES AFFECTING REVENUE		128.6	274.0	(84.2)	(70.0)	8.6	(105.1)	53.0	98.9	273.1	286.7	(75.1)	(75.1)	(112.6)	(112.6)	85.4	99.0
TOTAL ALL REVENUE CHANGES																			
		TOTAL ALL MEASURES AFFECTING REVENUE		174.8	309.5	(68.1)	(104.7)	19.5	(92.1)	127.1	112.7	308.4	322.0	(109.8)	(109.8)	(99.6)	(99.6)	99.0	112.6
		LESS: VETOES		0.0	0.0	0.0	0.0	0.0	0.0	0.0	0.0	0.0	0.0	0.0	0.0	0.0	0.0	0.0	0.0
		NET MEASURES AFFECTING REVENUE		174.8	309.5	(68.1)	(104.7)	19.5	(92.1)	127.1	112.7	308.4	322.0	(109.8)	(109.8)	(99.6)	(99.6)	99.0	112.6

**TRUTH IN BONDING STATEMENT
IN SUPPORT OF THE 2003-2004 GENERAL APPROPRIATIONS ACT**

Public Education Capital Outlay Bonds

The State of Florida is proposing to issue \$516.3 million of debt or obligation for the purpose of educational facilities construction under the Public Education Capital Outlay program. The debt or obligation is expected to be repaid over a period of 30 years. At a forecasted interest rate of 5.625%, the total interest paid over the life of the bonds will be \$554.6 million.

Florida Forever Bonds

The State of Florida is proposing to issue \$200.0 million of debt or obligation for the purpose of acquiring environmentally sensitive lands under the Florida Forever program. The debt or obligation is expected to be repaid over a period of 20 years. At a forecasted interest rate of 6.25%, the total interest paid over the life of the bonds will be \$155.8 million.

Transportation Right-of-way Acquisition Bonds

The State of Florida is proposing to issue \$300.0 million of debt or obligation for the purpose of purchasing right-of-way for state highway construction. The debt or obligation is expected to be repaid over a period of 30 years. At a forecasted interest rate of 5.35%, the total interest paid over the life of the bonds will be \$309.0 million.

Turnpike Revenue Bonds

The State of Florida is proposing to issue \$79.3 million of debt or obligation for Florida Turnpike construction projects. The debt or obligation is expected to be repaid over a period of 30 years. At a forecasted interest rate of 5.35%, the total interest paid over the life of the bonds will be \$81.7 million.

State Infrastructure Bank Transportation Bonds

The State of Florida is proposing to issue \$100.0 million of debt or obligation for the purpose of funding transportation projects through the State Infrastructure Bank. The debt or obligation is expected to be repaid over a period of 30 years. At a forecasted interest rate of 5.35%, the total interest paid over the life of the bonds will be \$103.0 million.

State University System Revenue Bonds

The State of Florida is proposing to issue an amount of debt or obligation yet to be determined for the purpose of constructing university fixed capital outlay projects. These projects, authorized by the General Appropriations Act, may be funded in whole or in part by the sale of bonds or other debt or obligation.

Class Size Reduction Bonds

The State of Florida is proposing to issue \$600.0 million of debt or obligation for the purpose of funding capital outlay projects in fulfillment of the constitutional amendment to limit class size in public schools. The debt or obligation is expected to be repaid over a period of 20 years. At a forecasted interest rate of 6.25%, the total interest paid over the life of the bonds will be \$1,067.5 million.

SUMMARY OF OUTSTANDING STATE DEBT

Full faith and credit and revenue bonded indebtedness payable at June 30, 2002 as reported by the State Board of Administration in "Annual Debt Service Report (for the Fiscal Year Ended June 30, 2002)" was \$17,223,100,000. For specific detail see page 8 of the report.

