

# **The Florida Legislature**

## **Fiscal Analysis in Brief**



**2017 Legislative Sessions  
(Including Special Session A)**

**General Appropriations Act  
Chapter 2017-70, Laws of Florida  
Adjusted for Vetoes and Supplementals**

# **FISCAL ANALYSIS IN BRIEF**

## For Fiscal Year 2017-18

The Fiscal Analysis in Brief is an annual report prepared by the Florida Legislature to summarize fiscal and budgetary information affecting the 2017-18 fiscal year.

The document contains graphical depictions and detailed listings of appropriations, fund sources, nonrecurring issues, vetoed items, financial outlooks, and legislation affecting revenues from both the Regular Legislative Session and Special Session A. All totals provided in this report incorporate impacts from Special Session A.

It also includes the Truth in Bonding Statement used to support the General Appropriations Act. The document reflects appropriated funds only and does not include local revenue for educational entities such as local property tax revenues and student fees.

Various sources were used to prepare this document. Among the most important were data from the Legislative Appropriations System/Planning and Budgeting Subsystem (LAS/PBS), multiple consensus estimating conferences, the General Appropriations Act and other fiscal-related legislation, the Governor's Veto Message, and explanatory information used during the appropriations process.

*Published August 2017*

# TABLE OF CONTENTS

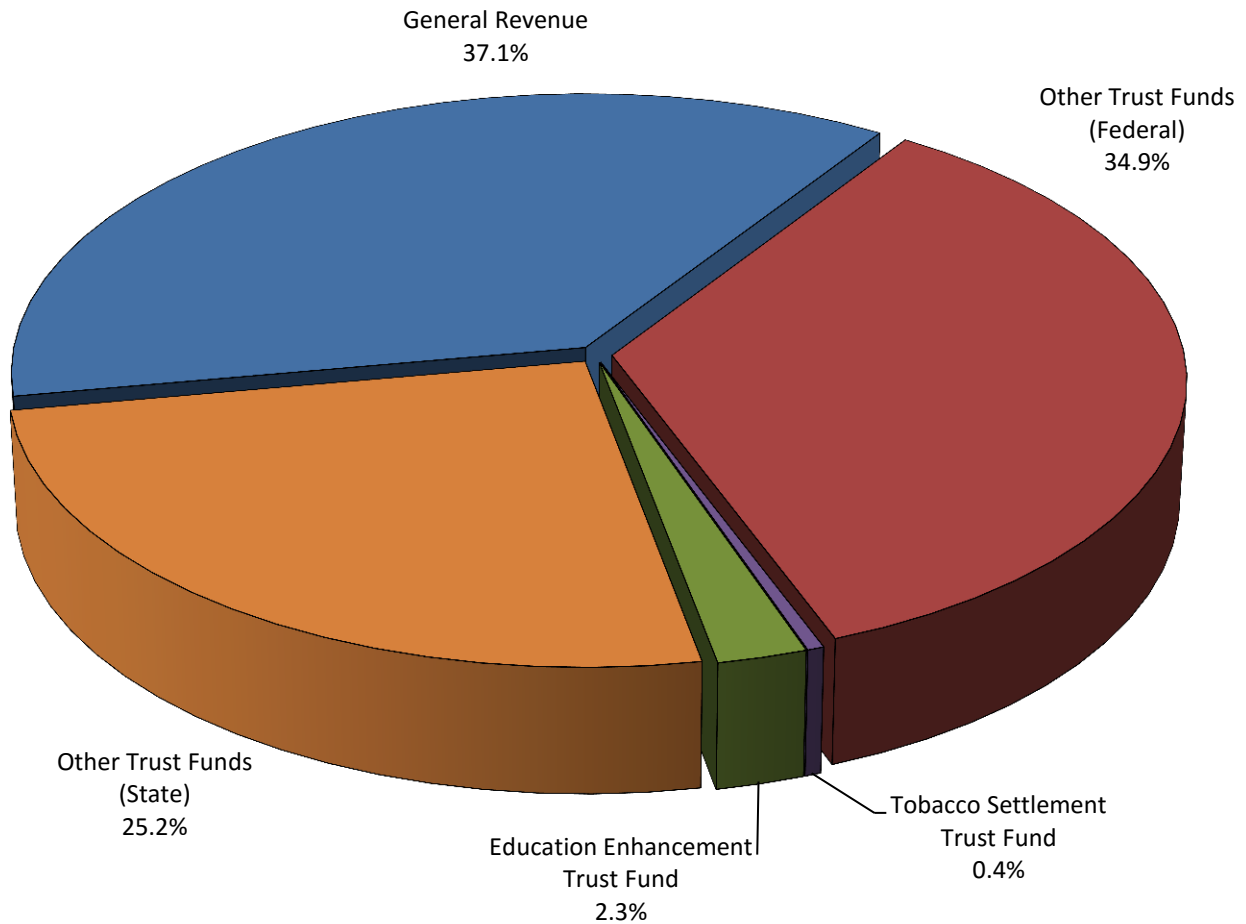
<b>Overview and Summaries</b>	<b>Page</b>
Chart 1 - Appropriations by Fund Source	1
Chart 2 - Appropriations by Program Area (Sections of the Appropriations Bill)	2
Chart 3 - Appropriations by Expenditure Type	3
Chart 4 and Chart 5 - Appropriations History: Combined Total, Percent, and Appropriation Levels	4
Chart 6 - Total Appropriations By Program Area, By Fund Source	5
Chart 7 - General Revenue Appropriations by Program Area	6
Chart 8 - Summary of Appropriations	7
Appropriations by Detail Fund	8
Nonrecurring Appropriations Adjusted for Vetoes and Supplemental Appropriations	12
Vetoed Appropriations	26
<b>Revenue Sources and Financial Outlooks</b>	
Chart 9 - Projected Recurring General Revenue Sources	34
General Revenue Fund - Consensus Revenue Estimating Conference Retrospect, FY 2014-15 and 2015-16	35
General Revenue Fund Financial Outlook Statement, FY 2016-17 through FY 2021-22	36
Florida Tobacco Settlement Trust Fund - Consensus Revenue Estimating Conference Retrospect, FY 2014-15 and 2015-16	39
Florida Tobacco Settlement Trust Fund Financial Outlook Statement, FY 2016-17 through FY 2021-22	40
Educational Enhancement Trust Fund - Consensus Revenue Estimating Conference Retrospect, FY 2014-15 and 2015-16	42
Educational Enhancement Trust Fund Financial Outlook Statement, FY 2016-17 through FY 2021-22	43
State School Trust Fund - Consensus Revenue Estimating Conference Retrospect, FY 2014-15 and 2015-16	45
State School Trust Fund Financial Outlook Statement, FY 2016-17 through FY 2021-22	46
<b>Other Related Information</b>	
Measures Affecting Revenue and Tax Administration:	
2017 Regular Session	48
Special Session A	51
Bills With Supplemental Appropriations:	
2017 Regular Session	52
Special Session A	53
Truth in Bonding Statement FY 2017-18	54

**Chart 1**  
**Senate Bill 2500, Chapter 2017-70, Laws of Florida**  
**Appropriations by Fund Source for Fiscal Year 2017-18**  
**Adjusted for Vetoes, Supplementals (Including Special Session A)**  
**(Dollars in Millions)**

<b>Funding Source</b>	<b>Dollars</b>	<b>Percent</b>
General Revenue	31,508.3	37.1%
Other Trust Funds (Federal)	29,667.6	34.9%
State Trust Funds		
Tobacco Settlement Trust Fund	368.1	0.4%
Education Enhancement Trust Fund	1,984.7	2.3%
Other Trust Funds (State)	21,424.2	25.2%
Total State Trust Funds	23,777.0	28.0%
<b>Total</b>	<b>84,953.0</b>	<b>100.0%</b>

Note: Subtotals and totals may not add due to rounding.

### APPROPRIATIONS BY FUND SOURCE

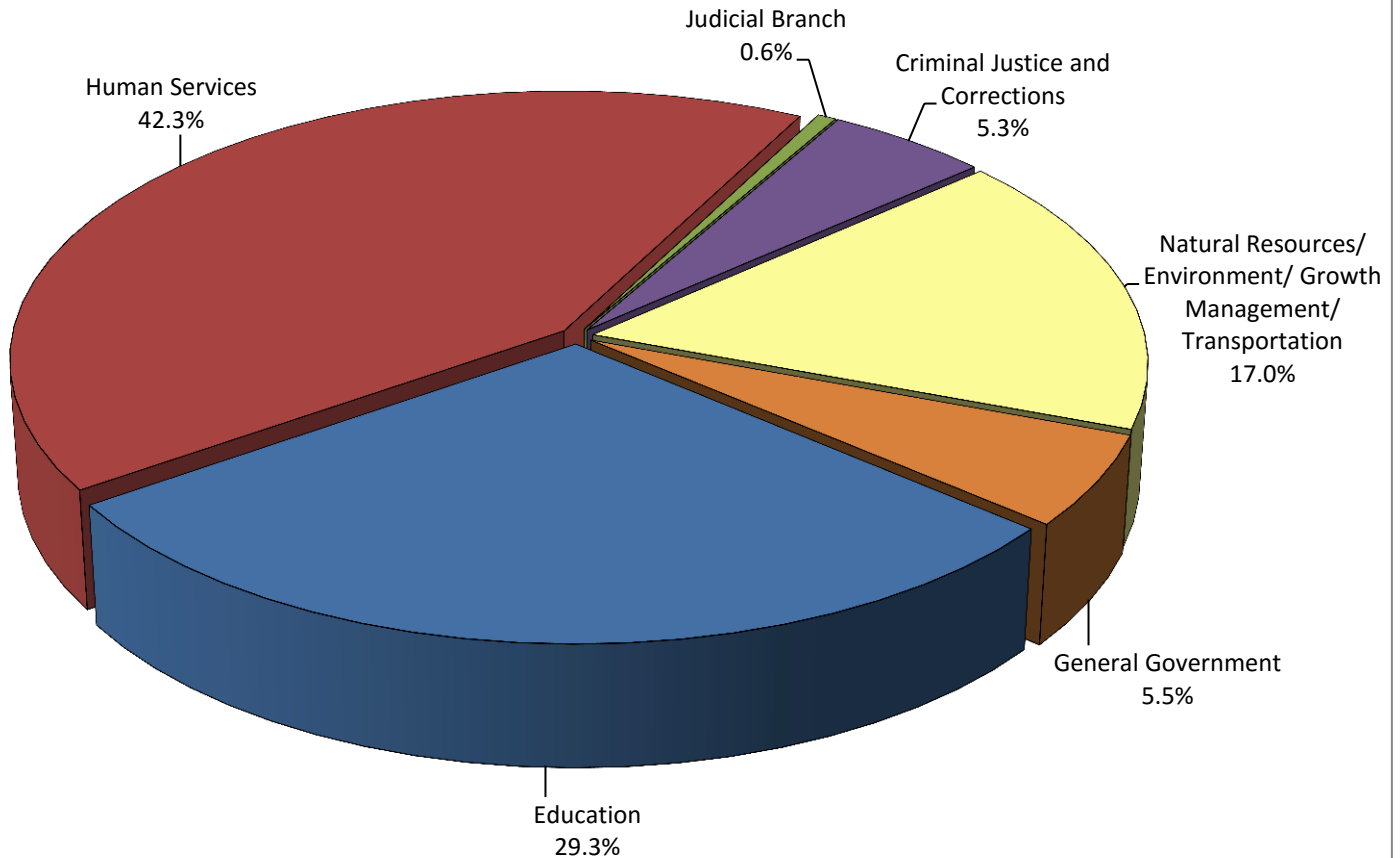


**Chart 2**  
**Senate Bill 2500, Chapter 2017-70, Laws of Florida**  
**Appropriations by Program Area for Fiscal Year 2017-18**  
**Adjusted for Vetoes, Supplementals (Including Special Session A)**  
**(Dollars in Millions)**

<b>Program Area (Section of General Appropriations Act)</b>	<b>Dollars</b>	<b>Percent</b>
Education	24,917.5	29.3%
Human Services	35,909.2	42.3%
Judicial Branch	513.8	0.6%
Criminal Justice and Corrections	4,472.4	5.3%
Natural Resources/ Environment/ Growth Management/ Transportation	14,438.5	17.0%
General Government	4,701.5	5.5%
<b>Total</b>	<b>84,953.0</b>	<b>100.0%</b>

Note: Subtotals and totals may not add due to rounding.

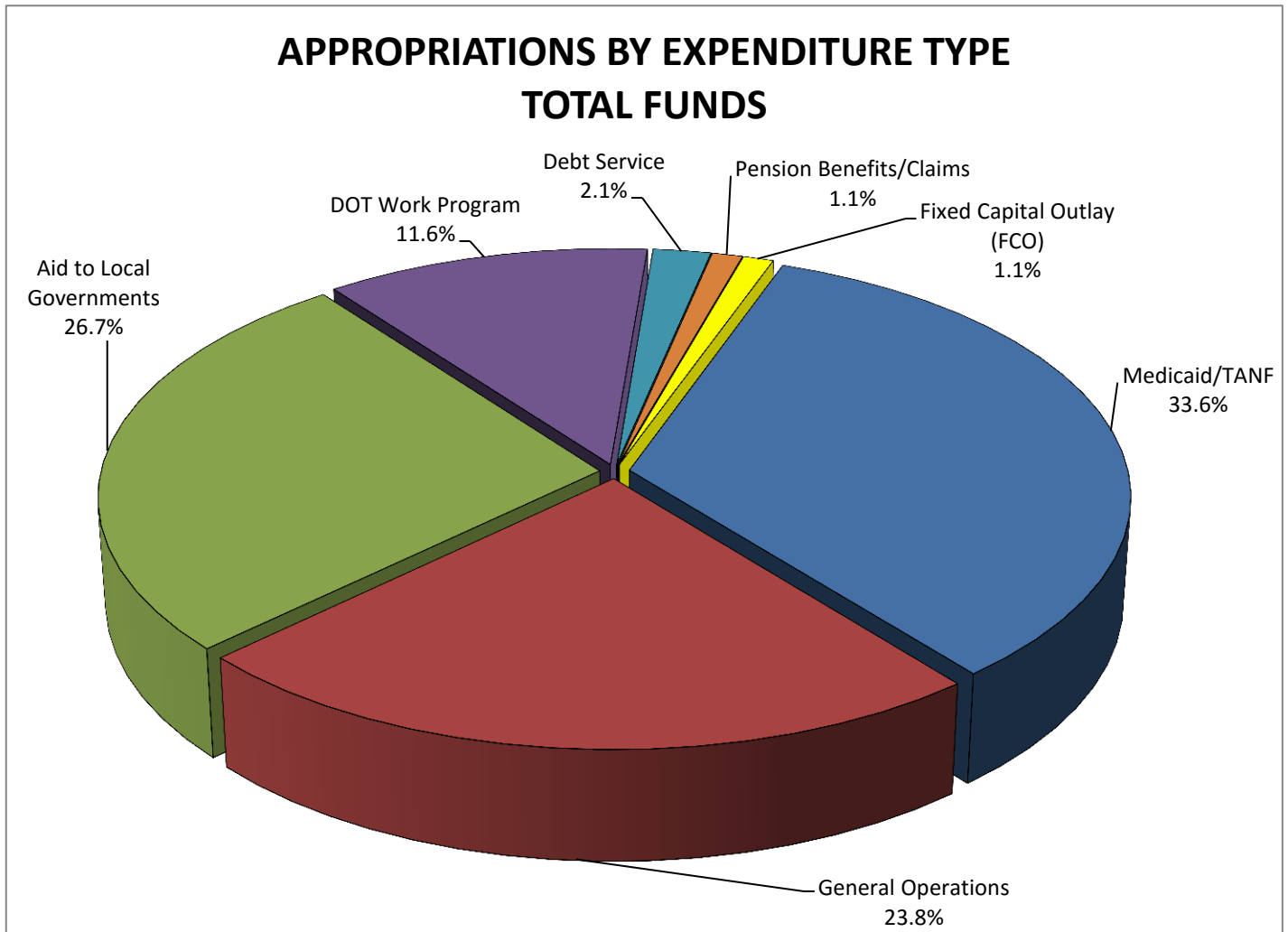
**APPROPRIATIONS BY PROGRAM AREA**



**Chart 3**  
**Senate Bill 2500, Chapter 2017-70, Laws of Florida**  
**Appropriations by Expenditure Type for Fiscal Year 2017-18**  
**Adjusted for Vetoes, Supplementals (Including Special Session A)**  
**(Dollars in Millions)**

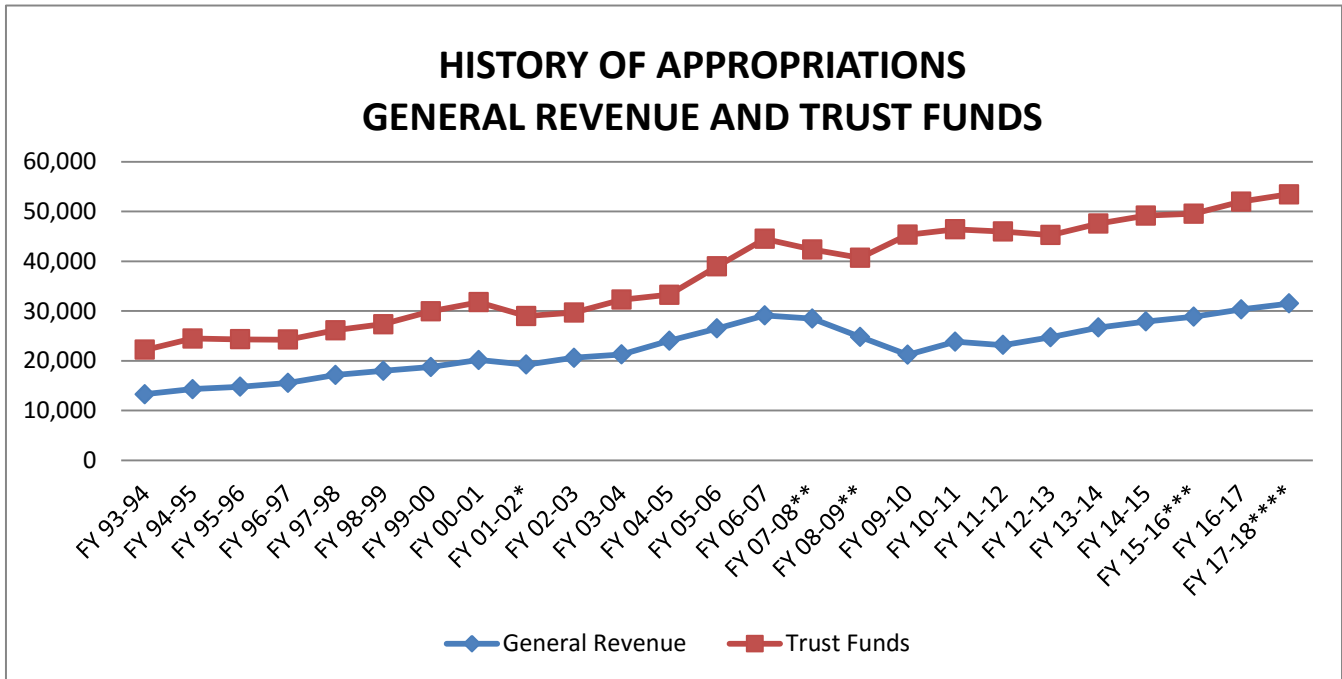
<b>Expenditure Type</b>	<b>Dollars</b>	<b>Percent</b>
Medicaid/TANF	28,549.2	33.6%
General Operations	20,217.8	23.8%
Aid to Local Governments	22,687.0	26.7%
DOT Work Program	9,880.5	11.6%
Debt Service	1,757.9	2.1%
Pension Benefits/Claims	932.9	1.1%
Fixed Capital Outlay (FCO)	927.6	1.1%
<b>Total</b>	<b>84,953.0</b>	<b>100.0%</b>

Note: Subtotals and totals may not add due to rounding.

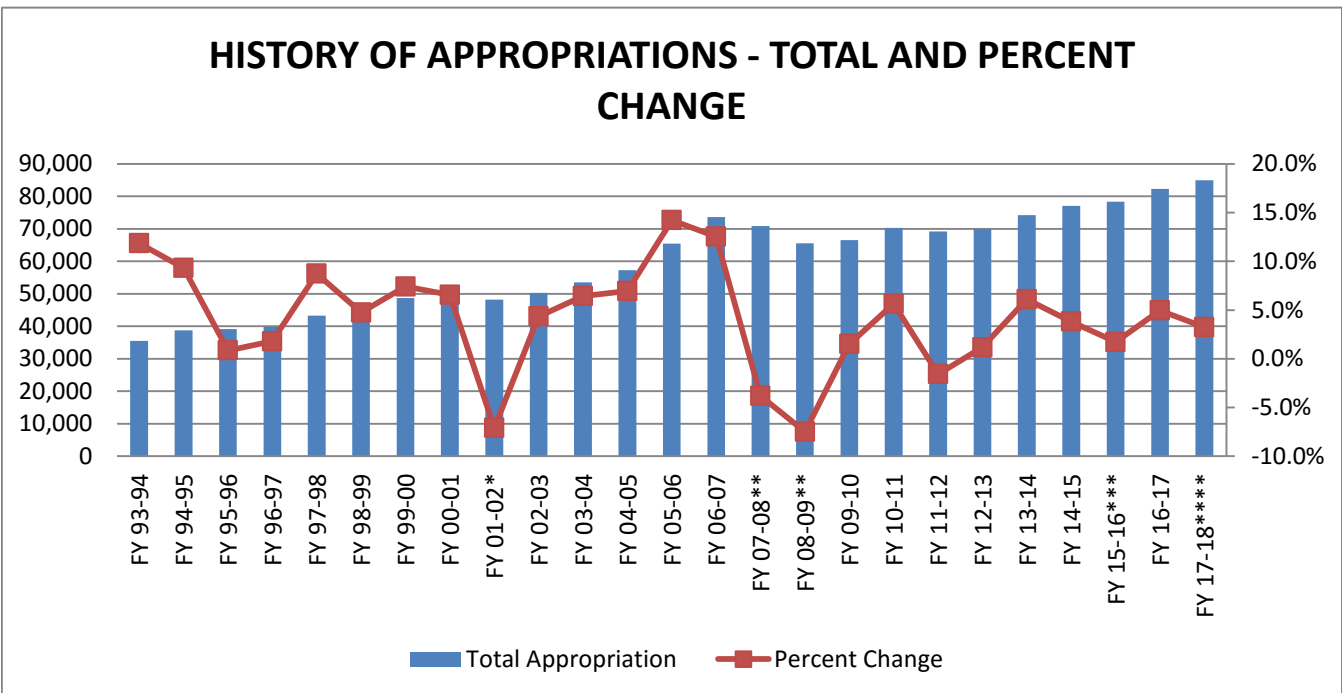


**Charts 4 and 5**  
**Senate Bill 2500, Chapter 2017-70, Laws of Florida**  
**Appropriations History**  
**Adjusted for Vetoes and Supplementals (Including Special Session A)**  
**(Dollars in Millions)**

**Chart 4**



**Chart 5**



\* Fiscal Year 2001-02 Adjusted for December Special Session. Also in Fiscal Year 2001-02, \$6,367.9 million in statutory appropriations were removed from the operating budget.

\*\* Fiscal Years 2007-08 and 2008-09 reflect appropriations after Special Sessions.

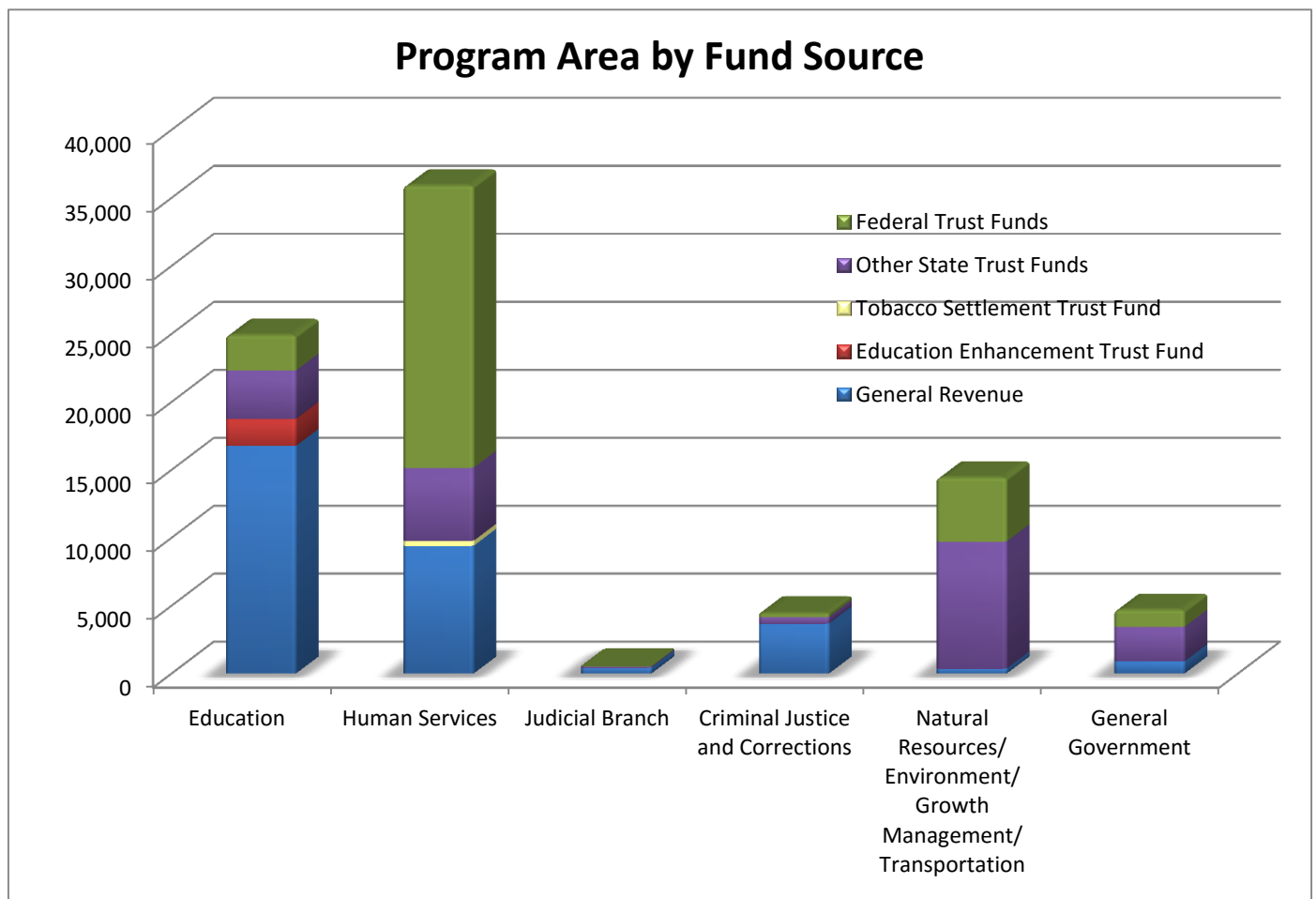
\*\*\* The Appropriations Total has been adjusted for Fiscal Year 2015-16 actions passed in both the 2015 Special and Regular Sessions and Special Session A. The General Appropriations Act was passed in Special Session A.

\*\*\*\* The Appropriations Total has been adjusted for Fiscal Year 2017-18 actions passed in the Regular Session and Special Session A.

**Chart 6**  
**Senate Bill 2500, Chapter 2017-70, Laws of Florida**  
**Appropriations by Program Area by Fund Source for Fiscal Year 2017-18**  
**Adjusted for Vetoes and Supplementals (Including Special Session A)**  
**(Dollars in Millions)**

Program Area (Section of General Appropriations Act)	General Revenue	Education Enhancement Trust Fund	Tobacco Settlement Trust Fund	Other State Trust Funds	Federal Trust Funds	All Funds
Education	16,759.9	1,984.7	-	3,559.7	2,613.2	24,917.5
Human Services	9,403.0		368.1	5,381.0	20,757.2	35,909.2
Judicial Branch	422.4	-	-	81.2	10.3	513.8
Criminal Justice and Corrections	3,674.6	-	-	485.1	312.8	4,472.4
Natural Resources/ Environment/ Growth Management/ Transportation	357.2	-	-	9,370.4	4,711.0	14,438.5
General Government	891.2	-	-	2,546.9	1,263.3	4,701.5
<b>Total</b>	<b>31,508.3</b>	<b>1,984.7</b>	<b>368.1</b>	<b>21,424.2</b>	<b>29,667.6</b>	<b>84,953.0</b>

Note: Subtotals and totals may not add due to rounding.



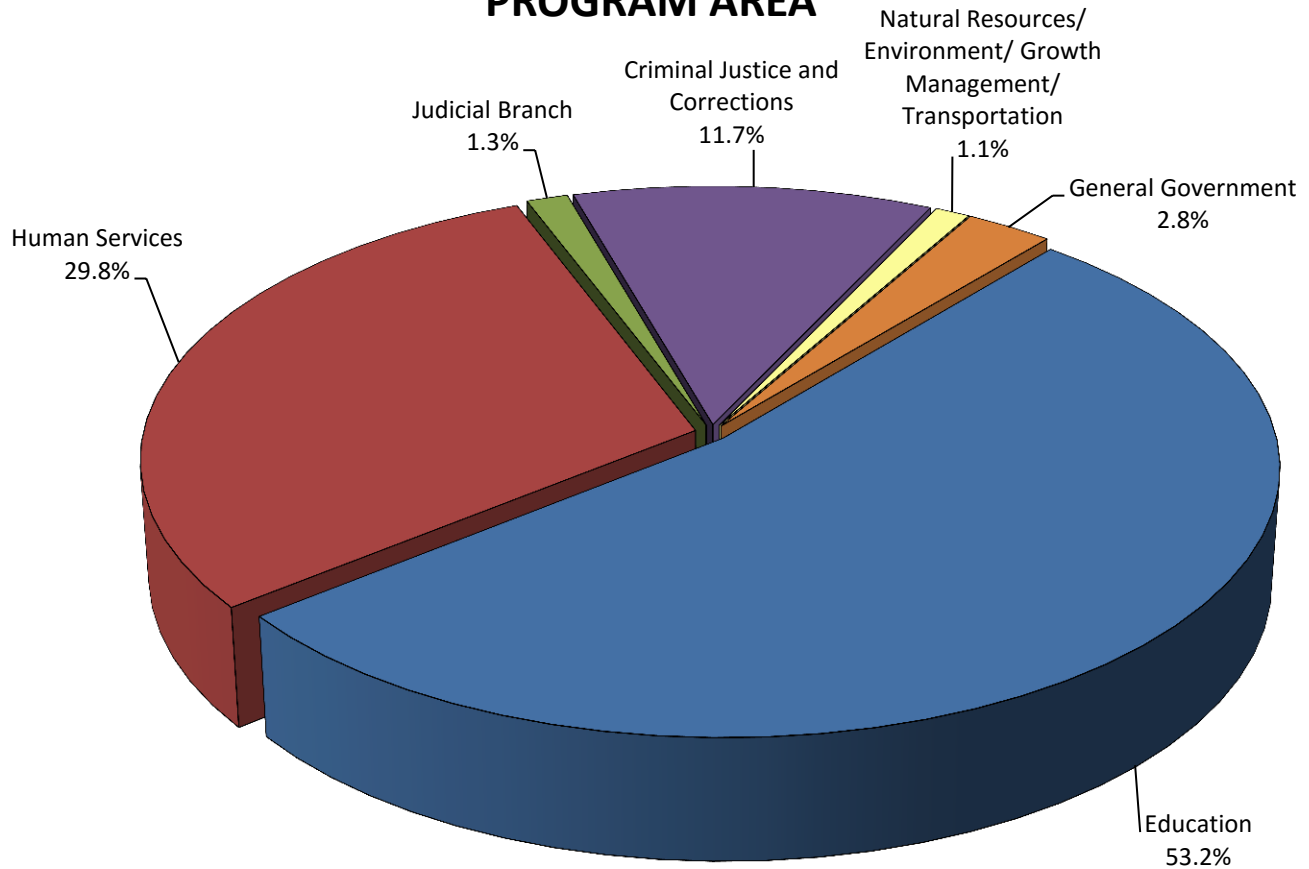


**Chart 7**  
**Senate Bill 2500, Chapter 2017-70, Laws of Florida**  
**General Revenue Appropriations by Program Area for Fiscal Year 2017-18**  
**Adjusted for Vetoes and Supplementals (Including Special Session A)**  
**(Dollars in Millions)**

<b>Program Area (Section of General Appropriations Act)</b>	<b>Dollars</b>	<b>Percent</b>
Education	16,759.9	53.2%
Human Services	9,403.0	29.8%
Judicial Branch	422.4	1.3%
Criminal Justice and Corrections	3,674.6	11.7%
Natural Resources/ Environment/ Growth Management/ Transportation	357.2	1.1%
General Government	891.2	2.8%
<b>Total</b>	<b>31,508.3</b>	<b>100.0%</b>

Note: Subtotals and totals may not add due to rounding.

**GENERAL REVENUE APPROPRIATIONS BY PROGRAM AREA**



**Chart 8**  
**Summary of Fiscal Year 2017-18 Appropriations**  
**Senate Bill 2500, Chapter 2017-70, Laws of Florida**  
**and Other Legislative Actions (Including Special Session A)**  
**(Dollars in Millions)**

LEGISLATION - Bill Number (Laws of Florida Number)	Fund Source						All Funds
	General Revenue	Education Enhancement Trust Fund	PECO Trust Fund	Tobacco Settlement Trust Fund	Other State Trust Funds	Federal Trust Funds	
<b>I. Conference Report on SB 2500, General Appropriations Act for FY 2017-18 (Chapter 2017-70, L.O.F.)</b>							
<i>Sections 1-7</i>	30,921.4	1,984.7	1,198.2	368.1	19,349.5	28,596.6	82,418.5
<i>Sections 8 - 109</i>							-
<i>Less Vetoed Items *</i>	(10,967.4)	(642.9)	(6.2)		(241.1)	(4.9)	(11,862.6)
<i>Less Failed Contingencies</i>	(1.7)					(0.1)	(1.7)
Net 2017-18 Appropriations in the General Appropriations Act	19,952.3	1,341.8	1,192.0	368.1	19,108.4	28,591.6	70,554.1
<b>II. Fiscal Year 2017-18 Supplemental Appropriations and Claims Bills - Regular Session</b>	567.6				820.9	1,076.1	2,464.5
<i>Less: Vetoed Appropriations in Supplemental Bills</i>	(0.1)				(41.0)		(41.1)
<b>III. Fiscal Year 2017-18 Supplemental Appropriations Bills-Special Session A</b>	10,988.5	642.9			344.0		11,975.4
<i>Less: Vetoed Appropriations in Supplemental Bills</i>							-
<b>SUBTOTAL</b>	31,508.3	1,984.7	1,192.0	368.1	20,232.3	29,667.6	84,953.0
<b>IV. Other 2017-18 Appropriations and Transfers</b>							
Transfer to the Budget Stabilization Fund (Section 95)	32.1						32.1
Reappropriations of Prior Year Appropriations							
<b>Total Effective 2017-18 Appropriations as Adjusted</b>	<b>31,540.4</b>	<b>1,984.7</b>	<b>1,192.0</b>	<b>368.1</b>	<b>20,232.3</b>	<b>29,667.6</b>	<b>84,985.1</b>

\* Vetoes of items in Sections 8 and above not considered appropriations will not be included in the Less Vetoed Items totals above, and therefore may not match the veto totals contained on the Vetoed Appropriations list on pages 26-33.

Note: Subtotals and totals may not add due to rounding.

**Fiscal Year 2017-18 Appropriations by Detail Fund  
Adjusted for Vetoes and Supplementals (Including Special Session A)**

	<b>Fund Title</b>	<b>Fund #</b>	<b>State Dollars</b>	<b>Federal Dollars</b>	<b>Total Dollars</b>
1	ADMINISTRATIVE TRUST FUND	2021	204,375,933	129,166,064	333,541,997
2	AG EMERGENCY ERAD TF	2360	23,244,476		23,244,476
3	AIR POLLUTION CONTROL TF	2035	22,839,372	1,899,009	24,738,381
4	ALCOHOL/DRUGABU/MEN HLH TF	2027		174,996,863	174,996,863
5	ALCOHOLIC,BEV,TOBACCO TF	2022	27,282,346		27,282,346
6	ANTI-FRAUD TRUST FUND	2038	200,000		200,000
7	ARCHITECTS INCIDENTAL TF	2033	1,046,774		1,046,774
8	BIOMEDICAL RESEARCH TF	2245	39,230,790		39,230,790
9	BRAIN & SPINAL CORD INJ/TF	2390	12,871,637	10,712,490	23,584,127
10	CAMP BLANDING MANAGEMNT TF	2069	1,847,362		1,847,362
11	CAP IMPROVEMENTS FEE TF	2071	61,150,150		61,150,150
12	CAPITAL COLLATERAL REG TF	2073		610,877	610,877
13	CERTIFICATION PROGRAM TF	2092	1,573,082		1,573,082
14	CHILD CARE/DEV BLK GRNT TF	2098		408,952,058	408,952,058
15	CHILD SUPPORT INCENTIVE TF	2075	80,797	33,451,503	33,532,300
16	CHILD SUPPORT TRUST FUND	2084	8,289,128	16,902,982	25,192,110
17	CHILD WELFARE TRAINING TF	2083	2,829,095		2,829,095
18	CITRUS ADVERTISING TF	2090	22,929,385	5,500,000	28,429,385
19	CITRUS INSPECTION TF	2093	11,539,730		11,539,730
20	CIVIL RICO TRUST FUND	2095	200,020		200,020
21	CLERKS OF THE COURT TF	2588	40,902,734		40,902,734
22	COASTAL PROTECTION TF	2099	19,060,921		19,060,921
23	COMMUNICATIONS WKG CAP TF	2105	124,446,647		124,446,647
24	CORRECTION WORK PROGRAM TF	2151	32,188,050		32,188,050
25	COUNTY HEALTH DEPT TF	2141	645,894,229	155,662,603	801,556,832
26	COURT EDUCATION TRUST FUND	2146	3,425,767		3,425,767
27	COURT/CSE COLL SYS TF	2115	858,628		858,628
28	CRIM JUST STAND & TRAIN TF	2148	18,051,269		18,051,269
29	CRIME STOPPERS TF	2202	4,721,425		4,721,425
30	CRIMES COMPENSATION TF	2149	31,455,346		31,455,346
31	CSE APP FEE & PROG REV TF	2104	2,893,354		2,893,354
32	DIV OF LICENSING TF	2163	43,773,901		43,773,901
33	DIV UNIV FAC CONST ADM TF	2222	5,546,663		5,546,663
34	DOMESTIC VIOLENCE TF	2157	9,324,447		9,324,447
35	DONATIONS TRUST FUND	2168	41,342,719	88,702,187	130,044,906
36	DRINKING WATER REV LOAN TF	2044		90,756,873	90,756,873
37	ECONOMIC DEVELOPMENT TF	2177	4,210,000		4,210,000
38	ED CERTIFICATION/SVC TF	2176	10,281,559		10,281,559
39	ED MEDIA & TECHNOLOGY TF	2183	133,426		133,426
40	ED/GEN STUD & OTHR FEES TF	2164	1,957,486,926		1,957,486,926
41	EDUCATIONAL ENHANCEMENT TF	2178	1,984,687,536		1,984,687,536
42	ELECTIONS COMMISSION TF	2511	1,541,048		1,541,048
43	EMER MGMG PREP/ASST TF	2191	15,325,142		15,325,142
44	EMERGENCY MED SVC TF	2192	22,482,923		22,482,923
45	EMPLOYMENT SECURITY ADM TF	2195		403,298,058	403,298,058
46	EPILEPSY SERVICES TF	2197	808,467		808,467
47	EXEC BR LOBBY REGIS TF	2203	221,416		221,416
48	FED LAW ENFORCEMENT TF	2719	94,000	4,797,239	4,891,239
49	FEDERAL GRANTS TRUST FUND	2261	23,852,949	4,630,861,421	4,654,714,370
50	FEDERAL REHABILITATION TF	2270		205,997,527	205,997,527

**Fiscal Year 2017-18 Appropriations by Detail Fund  
Adjusted for Vetoes and Supplementals (Including Special Session A)**

	<b>Fund Title</b>	<b>Fund #</b>	<b>State Dollars</b>	<b>Federal Dollars</b>	<b>Total Dollars</b>
51	FINANCIAL INST REG TF	2275	11,926,314		11,926,314
52	FL AGRIC PROM CAMPAIGN TF	2920	310,287		310,287
53	FL CONDO/TIMESHARE/MH TF	2289	7,573,033		7,573,033
54	FL FACILITIES POOL CLR TF	2313	26,778,494		26,778,494
55	FL INTER TRADE & PROM TF	2338	6,763,773		6,763,773
56	FL.CRIME PREV TR IN REV TF	2302	724,502		724,502
57	FL.PANTHER RESCH & MAN TF	2299	1,392,108		1,392,108
58	FOOD & NUTRITION SVCS TF	2315		1,290,767,780	1,290,767,780
59	FORFEIT/INVES SUPPORT TF	2316	4,134,405	598,477	4,732,882
60	GAS TAX COLLECTION TF	2319	4,096,045		4,096,045
61	GENERAL INSPECTION TF	2321	72,138,183	450,971	72,589,154
62	GRANTS AND DONATIONS TF	2339	2,373,264,215	850,474,855	3,223,739,070
63	HEALTH CARE TRUST FUND	2003	822,697,026	69,725,366	892,422,392
64	HIGHWAY SAFETY OPER TF	2009	453,801,407	11,109,946	464,911,353
65	HOTEL AND RESTAURANT TF	2375	21,224,755		21,224,755
66	INCIDENTAL TRUST FUND	2381	16,802,821		16,802,821
67	INDIGENT CIVIL DEFENSE TF	2976	310,980		310,980
68	INDIGENT CRIM DEFENSE TF	2974	21,617,759		21,617,759
69	INLAND PROTECTION TF	2212	160,692,360		160,692,360
70	INSTITUTE ASSESSMENT TF	2380	4,131,104		4,131,104
71	INSURANCE REG TF	2393	134,156,372		134,156,372
72	INTERNAL IMPROVEMENT TF	2408	14,948,260		14,948,260
73	INVASIVE PLANT CONTROL TF	2030	7,051,239		7,051,239
74	JUV CRIME PREV/ERLY INT TF	2415	412,903		412,903
75	JUVENILE JUSTICE TRNG TF	2417	2,115,802		2,115,802
76	L/G HF-CT SALES TAX CL TF	2455	22,900,000		22,900,000
77	LAND ACQUISITION TF	2423	732,678,387	24,009	732,702,396
78	LAW ENFORCEMENT RADIO TF	2432	23,342,712		23,342,712
79	LAW ENFORCEMENT TF	2434	634,362		634,362
80	LEGAL AFFAIRS REVOLVING TF	2439	15,911,756		15,911,756
81	LEGAL SERVICES TRUST FUND	2438	31,152,608		31,152,608
82	LEGIS LOBBYIST REGIS TF	2442	298,955		298,955
83	LOCAL GOV HOUSING TF	2250	109,000,000		109,000,000
84	MARINE RESOURCES CONSV TF	2467	80,455,761	1,898,171	82,353,932
85	MARKET IMP WKG CAP TF	2473	4,162,518		4,162,518
86	MAT/CH HLTH BLOCK GRANT TF	2475		19,243,069	19,243,069
87	MEDICAL CARE TRUST FUND	2474	522,565,846	16,010,226,320	16,532,792,166
88	MEDICAL QLTY ASSURANCE TF	2352	60,112,912	241,428	60,354,340
89	MINERALS TRUST FUND	2499	1,868,185		1,868,185
90	MOTOR VEHICLE WARRANTY TF	2492	2,279,789		2,279,789
91	NON-GAME WILDLIFE TF	2504	9,134,658		9,134,658
92	NON-MANDATORY LAND RECL TF	2506	1,935,298		1,935,298
93	NURS STDNT LOAN FORGIVE TF	2505	1,386,467		1,386,467
94	OPERATING TRUST FUND	2510	429,990,262	676,836	430,667,098
95	OPERATIONS AND MAINT TF	2516	111,637,750	807,945,261	919,583,011
96	OPTIONAL RETIREMENT PRG TF	2517	262,736		262,736
97	PARI-MUTUEL WAGERING TF	2520	14,340,256		14,340,256
98	PERC TRUST FUND	2558	1,761,777		1,761,777
99	PERMIT FEE TRUST FUND	2526	11,784,532		11,784,532
100	PEST CONTROL TRUST FUND	2528	3,876,370		3,876,370

**Fiscal Year 2017-18 Appropriations by Detail Fund  
Adjusted for Vetoes and Supplementals (Including Special Session A)**

	<b>Fund Title</b>	<b>Fund #</b>	<b>State Dollars</b>	<b>Federal Dollars</b>	<b>Total Dollars</b>
101	PHOSPHATE RESEARCH TF	2530	5,124,087		5,124,087
102	PLAN AND BUDGET SYSTEM TF	2535	5,888,986		5,888,986
103	PLANNING AND EVALUATION TF	2531	21,862,968	8,871,896	30,734,864
104	PLANT INDUSTRY TF	2507	4,207,118		4,207,118
105	POL/FIREMEN PREMIUM TAX TF	2532	1,114,625		1,114,625
106	PRETAX BENEFITS TRUST FUND	2570	816,456		816,456
107	PREVENT HLTH SVCS BL GR TF	2539		1,912,487	1,912,487
108	PRISON INDUSTRIES TF	2385	1,250,000		1,250,000
109	PRIVATE INMATE WELFARE TF	2623	2,093,348		2,093,348
110	PROFESSIONAL REGULATION TF	2547	41,378,264		41,378,264
111	PROFESSIONAL SPORTS DEV TF	2551	3,000,000		3,000,000
112	PUB MEDICAL ASST TF	2565	767,931,973		767,931,973
113	PUB/DEF REVENUE TF	2059	2,721,875		2,721,875
114	PUBLIC ED CO&DS TRUST FUND	2555	1,191,986,883		1,191,986,883
115	QUALITY LONG-TERM CARE TF	2126		1,000,000	1,000,000
116	R-O-W ACQ/BRIDGE CONST TF	2586	307,668,843		307,668,843
117	RADIATION PROTECTION TF	2569	8,502,835	498,492	9,001,327
118	RAPE CRISIS PROGRAM TF	2089	1,732,797		1,732,797
119	RECORDS MANAGEMENT TF	2572	1,870,695		1,870,695
120	REFUGEE ASSISTANCE TF	2579		64,460,462	64,460,462
121	REGULATORY TRUST FUND	2573	45,770,268		45,770,268
122	RET HLTH INS SUBSIDY TF	2583	190,627		190,627
123	REVOLVING TRUST FUND	2600	1,000,000	3,921,834	4,921,834
124	SALE/GOODS & SERVICES TF	2606	2,826,299		2,826,299
125	SALTWTR PRODUCTS PROM TF	2609	1,228,424		1,228,424
126	SAVE OUR EVERGLADES TF	2221	29,158,787		29,158,787
127	SAVE THE MANATEE TF	2611	3,438,541		3,438,541
128	SCH/DIS & CC/DIS CO&DS TF	2612	125,713,816		125,713,816
129	SEED TRUST FUND	2041	191,562,889		191,562,889
130	SHARED CO/STATE JUV DET TF	2685	61,615,811		61,615,811
131	SOCIAL SVCS BLK GRT TF	2639	4,410,935	163,101,072	167,512,007
132	SOLID WASTE MGMT TF	2644	19,336,212		19,336,212
133	SPEC EMPLOYMNT SECU ADM TF	2648	5,957,081		5,957,081
134	ST ST FIN ASSIST TF	2240	331,599		331,599
135	ST TRANSPORT (PRIMARY) TF	2540	6,292,566,860	3,006,230,585	9,298,797,445
136	STATE ATTNYS REVENUE TF	2058	48,306,406		48,306,406
137	STATE COURTS REVENUE TF	2057	73,643,389		73,643,389
138	STATE EMPLOYEES DIS INS TF	2671	31,470		31,470
139	STATE EMPLY HEALTH INS TF	2668	62,197,770		62,197,770
140	STATE EMPLY LIFE INS TF	2667	24,211		24,211
141	STATE GAME TRUST FUND	2672	28,326,629		28,326,629
142	STATE HOUSING TF	2255	28,000,000		28,000,000
143	STATE PARK TRUST FUND	2675	76,070,866		76,070,866
144	STATE PERSONNEL SYSTEM TF	2678	35,386,324		35,386,324
145	STATE RISK MGMT TF	2078	73,376,729		73,376,729
146	STATE SCHOOL TF	2543	156,600,000		156,600,000
147	STUDENT LOAN OPERATING TF	2397		24,148,014	24,148,014
148	SUPERVISION TRUST FUND	2696	69,857,569		69,857,569
149	SURPLUS PROPERTY REVOLV TF	2699	347,822		347,822
150	TEACHER CERT EXAM TF	2727	18,662,258		18,662,258

**Fiscal Year 2017-18 Appropriations by Detail Fund  
Adjusted for Vetoes and Supplementals (Including Special Session A)**

	<b>Fund Title</b>	<b>Fund #</b>	<b>State Dollars</b>	<b>Federal Dollars</b>	<b>Total Dollars</b>
151	TOBACCO SETTLEMENT TF	2122	368,061,693		368,061,693
152	TOURISM PROMOTIONAL TF	2722	24,664,908		24,664,908
153	TRANSPORT DISADVANTAGED TF	2731	57,379,836		57,379,836
154	TREASURY ADM/INVEST TF	2725	7,402,654		7,402,654
155	TRUST FUNDS	2732	129,548,612		129,548,612
156	TURNPIKE GEN RESERVE TF	2326	973,181,034		973,181,034
157	TURNPIKE RENEW/REPLACE TF	2324	210,017,585		210,017,585
158	U.S. CONTRIBUTIONS TF	2750		266,942,793	266,942,793
159	U.S. TRUST FUND	2738		176,512,709	176,512,709
160	UNCLAIMED PROPERTY TF	2007	4,954,824		4,954,824
161	VITICULTURE TRUST FUND	2773	709,580		709,580
162	WASTEWTR/STORMWTR REVOL TF	2661		136,147,231	136,147,231
163	WATER PROTECT/SUSTAIN TF	2603	30,000,000		30,000,000
164	WATER QUALITY ASSURANCE TF	2780	40,057,347		40,057,347
165	WELFARE TRANSITION TF	2401	2,306,410	388,235,630	390,542,040
166	WIRELESS COMM E911 TF	2344	136,867,094		136,867,094
167	WORKERS' COMP ADMIN TF	2795	27,508,854		27,508,854
168	WORKERS'COMP SPEC DISAB TF	2798	1,220,867		1,220,867
169	WORKING CAPITAL TRUST FUND	2792	88,937,557		88,937,557
170	<b>TOTAL TRUST FUNDS</b>		23,776,989,813	29,667,633,448	53,444,623,261
171					
172	<b>GENERAL REVENUE FUND</b>	1000	31,508,343,583		61,175,977,031
173					
174	<b>GRAND TOTAL</b>		55,285,333,396	29,667,633,448	84,952,966,844

**Fiscal Year 2017-18 Nonrecurring Appropriations  
Adjusted For Vetoes And Supplementals (Including Special Session A)**

Row#	Agency/Issue Title	General Revenue	State Trust Funds	Federal Trust Funds
1	<b>ADMINISTERED FUNDS</b>			
2	CONSTITUTION REVISION COMMISSION	2,000,000		
3	DOMESTIC SECURITY		41,224,929	
4	STATE MATCH FOR FEDERALLY DECLARED DISASTERS	45,067,964		
5	Total	47,067,964	41,224,929	0
6	<b>AGENCY FOR HEALTH CARE ADMINISTRATION</b>			
7	BACKGROUND SCREENING CLEARINGHOUSE		160,000	
8	BUREAU OF FINANCIAL SERVICES ENTERPRISE FINANCIAL SYSTEM		950,000	
9	CONSULTING SERVICES FOR MEDICAID PROGRAM		425,000	425,000
10	FLORIDA MEDICAID MANAGEMENT INFORMATION SYSTEM (FMMIS)		849,631	6,646,677
11	HEALTH CARE - CH 2017-129, LOF (SB 2514)		673,333,260	1,076,052,513
12	MANAGED CYBER SECURITY THREAT MONITORING AND RESPONSE SOLUTION		8,879	6,121
13	PROVIDER AND DATA MANAGEMENT SYSTEM		650,000	
14	RATE ADJUSTORS FOR DIAGNOSIS RELATED GROUPS (DRG)	804,168		1,291,111
15	RESTORATION OF HOSPITAL EXEMPTION PAYMENT REDUCTIONS	50,000,000		80,276,186
16	RURAL INPATIENT HOSPITAL REIMBURSEMENT ADJUSTMENT	2,480,484		3,982,478
17	SHRINERS HOSPITAL FOR CHILDREN -	400,000		
18	Total	53,684,652	676,376,770	1,168,680,086
19	<b>AGENCY FOR PERSONS WITH DISABILITIES</b>			
20	ARC FLORIDA TRAINING RESOURCES	25,000		
21	ARC JACKSONVILLE		300,000	
22	AREA STAGE COMPANY (ASC) DEVELOPMENTAL DISABILITIES THEATER PROGRAM FOR CHILDREN		175,000	
23	ASSOCIATION FOR DEVELOPMENT OF THE EXCEPTIONAL		300,000	
24	BREVARD ACHIEVEMENT CENTER - EMPLOYMENT SERVICES		150,000	
25	CLIENT DATA MANAGEMENT AND ELECTRONIC VISIT VERIFICATION PROJECT			1,344,417
26	CLUB CHALLENGE	168,150		
27	CODE CORRECTIONS		1,583,000	
28	COMPUTER REFRESH	195,840		110,160
29	CONSULTANT SERVICES		50,000	50,000
30	DNA COMPREHENSIVE THERAPY SERVICES	733,660		
31	EASTER SEALS - BREVARD COUNTY		50,000	
32	EMERGENCY MANAGEMENT	57,600		32,400
33	EMPLOYMENT AND INTERNSHIPS - INDIVIDUAL AND FAMILY SUPPORTS		750,000	
34	EVALUATION SERVICES		250,000	
35	EXPAND AUTISM ASSESSMENT AND DIAGNOSIS SERVICES - EASTER SEALS		100,000	
36	FORENSIC LIAISONS	12,138		12,138
37	GATEWAY ARC	2,000,000		
38	GRANTS AND AIDS - FIXED CAPITAL OUTLAY	690,000	400,000	
39	INCREASE BANDWIDTH	133,427	14,080	7,920
40	JEWISH ADOPTION AND FAMILY CARE OPTIONS (JAFCO) CHILDREN'S ABILITY CENTER		500,000	
41	LOVELAND CENTER		486,000	
42	MACTOWN FITNESS AND WELLNESS SERVICES		50,000	
43	MAINTENANCE AND REPAIR		2,523,000	
44	MONROE ASSOCIATION FOR REMARCABLE CITIZENS		100,000	
45	NEMOURS CHILDREN'S HOSPITAL	667,000		
46	OPERATION GROW - SEMINOLE COUNTY WORK OPPORTUNITY PROGRAM		240,000	
47	OUR PRIDE ACADEMY CHILD CARE TRAINING PROGRAM		1,200,000	
48	QUESTIONNAIRE FOR SITUATIONAL INFORMATION VALIDITY AND RELIABILITY STUDY		104,197	104,198
49	REGIONAL MEDICAL CASE MANAGEMENT NURSES	12,138		12,138
50	SUPPORTED LIVING OVERSIGHT	12,138		12,138

**Fiscal Year 2017-18 Nonrecurring Appropriations  
Adjusted For Vetoes And Supplementals (Including Special Session A)**

Row#	Agency/Issue Title	General Revenue	State Trust Funds	Federal Trust Funds
51	WAIVER LIAISONS	12,138		12,138
52	WORKLOAD INCREASE FOR FAIR HEARINGS		340,738	340,739
53	Total	4,719,229	9,666,015	2,038,386
54	<b>DEPARTMENT OF AGRICULTURE AND CONSUMER SERVICES</b>			
55	APIARY PEST CONTROL DEVELOPMENT		105,000	
56	CITRUS CROP DECLINE SUPPLEMENTAL FUNDING	2,500,000		
57	CITRUS HEALTH RESPONSE PROGRAM		2,022,159	5,052,875
58	CITRUS RESEARCH		8,000,000	
59	CODE CORRECTIONS		441,000	
60	ENTERPRISE REGULATORY LIFE-CYCLE MANAGEMENT SYSTEM FOR DEPARTMENT REGULATORY SERVICES		8,904,749	
61	ENVIRONMENTAL PROJECTS	5,500,000		
62	FARM SHARE PROGRAM	2,565,091		
63	GIANT AFRICAN LAND SNAIL ERADICATION PROGRAM		392,168	1,119,674
64	GRANTS AND AIDS - FIXED CAPITAL OUTLAY			2,050,000
65	HARRY CHAPIN FOOD BANK OF SOUTHWEST FLORIDA	400,000		
66	HEALTHY PLATE HEALTHY LIVING PROJECT	224,280		
67	INCREASE FOR CONCEALED WEAPON LICENSURE		312,313	
68	INCREASED BACKGROUND CHECK - FINGERPRINTING		1,544,544	
69	LAND ACQUISITION	10,000,000		
70	MAINTENANCE AND REPAIR	614,212	2,955,620	
71	MOSQUITO CONTROL PROGRAMS	75,000		
72	OFFICE OF AGRICULTURAL WATER POLICY AGRICULTURAL WATER SUPPLY PLANNING AND CONSERVATION PROGRAM		1,500,000	
73	REPLACEMENT EQUIPMENT		4,934,250	
74	REPLACEMENT OF MOTOR VEHICLES		2,011,218	
75	SPECIAL PURPOSE	4,614,067		
76	SUPPORT FOR FOOD BANK	2,050,000		
77	TECHNOLOGY RESEARCH AND ADVISORY SERVICES	55,000		
78	TRANSFER GENERAL REVENUE FUNDING TO AGRICULTURAL EMERGENCY ERADICATION TRUST FUND	12,060,000		
79	TRANSFER TO THE INSTITUTE OF FOOD AND AGRICULTURAL SCIENCES (IFAS) FOR THE EXPANSION OF BIOLOGICAL CITRUS GREENING REDUCTION TRIALS	1,000,000		
80	VITICULTURE PROGRAM		50,000	
81	Total	41,657,650	33,173,021	8,222,549
82	<b>DEPARTMENT OF BUSINESS AND PROFESSIONAL REGULATION</b>			
83	ACCESSIBILITY OF PLACES OF PUBLIC ACCOMMODATION - CH 2017-138, LOF (HB 727)		155,000	
84	COMPULSIVE AND ADDICTIVE GAMBLING PREVENTION CONTRACT		320,000	
85	DIVISION OF CONDOMINIUMS, TIMESHARES AND MOBILE HOMES - MIAMI-DADE COUNTY OFFICE		15,000	
86	LAW ENFORCEMENT TRAINING - UTILIZATION OF FORFEITURE FUNDS FROM FEDERAL LAW ENFORCEMENT TRUST FUND			126,500
87	LEGAL COSTS - DIVISION OF ALCOHOLIC BEVERAGES AND TOBACCO	350,000		
88	PROFESSIONAL REGULATION - CH 2017-135, LOF (HB 615)		31,000	
89	REPLACEMENT OF MOTOR VEHICLES		16,500	
90	TERMINATION OF A CONDOMINIUM ASSOCIATION - CH 2017-122, LOF (SB 1520)		4,046	
91	TRAVEL EXPENSES FOR COMPLEX INVESTIGATIONS - UTILIZATION OF FORFEITURE FUNDS FROM THE FEDERAL LAW ENFORCEMENT TRUST FUND			15,000
92	Total	350,000	541,546	141,500
93	<b>DEPARTMENT OF CHILDREN AND FAMILIES</b>			
94	ACCESS FLORIDA SYSTEM STRATEGIC INITIATIVES		3,813,540	23,677,369
95	ADOPTION 2 ACTION	250,000		
96	APALACHEE CENTER - FORENSIC RESIDENTIAL TREATMENT	500,000		



**Fiscal Year 2017-18 Nonrecurring Appropriations  
Adjusted For Vetoes And Supplementals (Including Special Session A)**

Row#	Agency/Issue Title	General Revenue	State Trust Funds	Federal Trust Funds
97	ASSISTED LIVING SERVICES FOR MENTAL HEALTH CLIENTS - THE RENAISSANCE MANOR	600,000		
98	AUTOMATED EMPLOYMENT AND INCOME VERIFICATION		2,284,164	2,150,636
99	BAYCARE BEHAVIORAL HEALTH - VETERANS	485,000		
100	BRIDGEWAY CENTER EMERGENCY MOBILE ACCESS TEAM	250,000		
101	C.A.R.E.S. REPLICATION PILOT DEMONSTRATION PROJECT	50,000		
102	CAMELOT COMMUNITY CARE	250,000		
103	CAMILLUS HOUSE HUMAN TRAFFICKING SERVICES	500,000		
104	CENTERSTONE FLORIDA	500,000		
105	CHARLOTTE BEHAVIORAL HEALTHCARE - CHILDREN'S COMMUNITY ACTION TREATMENT TEAM	750,000		
106	CHILD CARE REGULATION WORKLOAD	32,273		17,437
107	CHILD WELFARE - CH 2017-151, LOF (HB 1121)	250,000		
108	CHILDNET SAFEPLACE ASSESSMENT CENTERS - BROWARD AND PALM BEACH COUNTIES		100,000	
109	CHILDREN'S COMMUNITY ACTION TEAM - HALIFAX HEALTH - VOLUSIA/FLAGLER	750,000		
110	CHILDREN'S COMMUNITY ACTION TEAM - LEON, GADSDEN, WAKULLA	750,000		
111	CHILDREN'S HOME SOCIETY PROJECT ENHANCEMENT - CASE AIM	774,253		
112	CIRCLES OF CARE	1,455,000		
113	CIRCLES OF CARE - GEROPSYCHIATRIC CARE CENTER	850,000		
114	CITRUS HEALTH NETWORK - SAFE HAVEN FOR HOMELESS YOUTH	140,800		
115	CLAY BEHAVIORAL HEALTH COMMUNITY CRISIS PREVENTION TEAM	300,000		
116	COMMUNITY BASED CARE RISK POOL		5,000,000	
117	COMPREHENSIVE EMERGENCY SERVICES CENTER (CESC) - HOMELESS SERVICES AND RESIDENTIAL SUPPORT	500,000		
118	DEPARTMENT OF CHILDREN AND FAMILIES PHARMACEUTICAL PROGRAM	1,021,726		
119	DEVEREUX, INC. SERVICES TO SEXUALLY EXPLOITED YOUTH	700,000		
120	DIRECTIONS FOR LIVING	400,000		
121	ELECTRONIC PERSONAL HEALTH RECORDS FOR FOSTER CHILDREN	350,000		
122	FAMILY FIRST	475,000		
123	FEDERAL INFORMATION SECURITY AND PRIVACY FOR MINIMUM ACCEPTABLE RISK STANDARDS FOR EXCHANGES (MARS-E)		135,251	839,749
124	FLORIDA ABUSE HOTLINE TECHNOLOGY REFRESH		435,589	70,447
125	FLORIDA ASSOCIATION OF RECOVERY RESIDENCES (FARR) CERTIFICATION INFRASTRUCTURE AND TRAINING	100,000		
126	FLORIDA BAPTIST CHILDREN'S HOME - BRAVE MOMS PROGRAM	400,000		
127	FLORIDA SAFE FAMILIES NETWORK SYSTEM (FSFN) INTERIM MAINTENANCE REQUIREMENT		1,806,410	1,806,410
128	FOREVER FAMILY CHILD SAFETY AND ADOPTION AWARENESS INITIATIVE	250,000		
129	FT. MYERS SALVATION ARMY	165,000		
130	GRACE POINT CRISIS STABILIZATION UNIT	250,000		
131	GRANTS AND AIDS - FIXED CAPITAL OUTLAY	5,300,000		
132	HEALTHCARE NETWORK OF SOUTHWEST FLORIDA INTEGRATED BEHAVIORAL HEALTH PROGRAM	100,000		
133	HERE'S HELP	300,000		
134	IMPROVE PROGRAMS AT THE STATE MENTAL HEALTH TREATMENT FACILITIES	279,240		
135	INCREASE TO CORE SERVICE FUNDING FOR COMMUNITY BASED CARE LEAD AGENCIES			10,406,768
136	INCREASED BUDGET AUTHORITY FOR CHALLENGE GRANT		1,200,000	
137	INCREASING EMPLOYMENT OPPORTUNITIES FOR INDIVIDUALS WITH MENTAL ILLNESSES	1,000,000		
138	JEROME GOLDEN CENTER FOR BEHAVIORAL HEALTH SERVICES	500,000		

**Fiscal Year 2017-18 Nonrecurring Appropriations  
Adjusted For Vetoes And Supplementals (Including Special Session A)**

Row#	Agency/Issue Title	General Revenue	State Trust Funds	Federal Trust Funds
139	JEWISH FAMILY AND CHILDREN SERVICES OF THE SUNCOAST	200,000		
140	JOHNS HOPKINS ALL CHILDREN'S HOSPITAL MENTAL HEALTH DEMONSTRATION FOR CHRONIC PAIN PATIENTS	300,000		
141	LIFESTREAM CRISIS STABILIZATION UNIT	1,123,634		
142	LOVE AND HOPE IN ACTION (LAHIA) HOMELESS SHELTER	100,000		
143	MAINTENANCE AND REPAIR		2,503,550	
144	MARISSA AMORA RELIEF BILL ANNUAL REQUEST		1,700,000	
145	MEDICAID ELIGIBILITY SYSTEM (MES) SYSTEM SOFTWARE ANNUAL LICENSE MAINTENANCE		228,268	353,908
146	MEMORIAL REGIONAL HOSPITAL MATERNAL ADDICTION TREATMENT PROGRAM		500,000	
147	MERIDIAN BEHAVIORAL HEALTHCARE	500,000		
148	NEW HOPE RESIDENTIAL SUBSTANCE ABUSE AND MENTAL HEALTH TREATMENT PROJECT	500,000		
149	NONRELATIVE CAREGIVER PROGRAM GROWTH		3,872,480	
150	NORTHSIDE MENTAL HEALTH CENTER	275,000		
151	OPIOID ABUSE PILOT PROGRAM - PALM BEACH COUNTY	500,000		
152	OPIOID PEER COACH PILOT PROGRAM - MANATEE COUNTY	500,000		
153	PERSONAL ENRICHMENT MENTAL HEALTH SERVICES CRISIS STABILIZATION UNIT	500,000		
154	PORCH LIGHT - HOUSING FOR HUMAN TRAFFICKING	200,000		
155	POST TRAUMATIC STRESS DISORDER CLINIC FOR FLORIDA VETERANS' AND FIRST RESPONDERS - UNIVERSITY OF CENTRAL FLORIDA	1,000,000		
156	PRESCRIPTION DRUG PREVENTION AND TREATMENT INITIATIVE			27,150,403
157	RELIEF OF "SURVIVOR" AND THE ESTATE OF "VICTIM" - CH 2017-20, LOF (SB 18)		1,875,000	
158	RESTORE DIRECT SERVICES FUNDING FOR MENTAL HEALTH AND SUBSTANCE ABUSE			1,770,165
159	RESTORE NONRECURRING INFORMED FAMILIES OF FLORIDA	300,000		
160	RESULTS ORIENTED ACCOUNTABILITY AND DATA ANALYTICS			2,000,000
161	SOBER HOMES TASK FORCE	300,000		
162	SPECIALIZED TREATMENT PROGRAMS FOR DUALY SERVED YOUTH AND FAMILIES			1,061,300
163	STARTING POINT BEHAVIORAL HEALTHCARE	200,000		
164	STEWART-MARCHMAN BEHAVIORAL HEALTHCARE			1,500,000
165	SUBSTANCE ABUSE AND MENTAL HEALTH FINANCIAL AND SERVICE ACCOUNTING SYSTEM			2,000,000
166	TRANSITION HOUSE HOMELESS VETERAN'S PROGRAM	100,000		
167	VETERANS ALTERNATIVE RETREAT PROGRAM	250,000		
168	VICTORY FOR YOUTH	100,000		
169	YOUTH CHALLENGE PROGRAM - RESTORE AS NONRECURRING		250,000	
170	Total	28,476,926	25,704,252	74,804,592
171	<b>DEPARTMENT OF CITRUS</b>			
172	FLORIDA FORWARD MARKETING PROGRAM	3,064,450		
173	MAINTENANCE AND REPAIR		350,000	
174	REPLACEMENT OF MOTOR VEHICLES		38,000	
175	Total	3,064,450	388,000	0
176	<b>DEPARTMENT OF CORRECTIONS</b>			
177	BETHEL READY4WORK - TALLAHASSEE REENTRY PROGRAM	150,000		
178	BROWARD COUNTY SHERIFF'S INMATE PORTAL	400,000		
179	CHILDREN OF INMATES	350,000		
180	CHILDREN OF INMATES - ENHANCED LEARNING EXPERIENCES	300,000		
181	CHILDREN OF INMATES - SOUTH DADE	250,000		
182	CONTRACTED INMATE HEALTH SERVICES	9,015,438		
183	ENHANCED OFFENDER REHABILITATION PROGRAM	2,962,578		
184	HOME BUILDER'S INSTITUTE	750,000		
185	MAINTENANCE AND REPAIR	6,543,073		
186	OPERATION NEW HOPE RE-ENTRY INITIATIVE PROGRAM	200,000		

Fiscal Year 2017-18 Nonrecurring Appropriations  
Adjusted For Vetoes And Supplementals (Including Special Session A)

Row#	Agency/Issue Title	General Revenue	State Trust Funds	Federal Trust Funds
187	REENTRY ALLIANCE PENSACOLA, INC	200,000		
188	RESIDENTIAL MENTAL HEALTH CONTINUUM OF CARE	8,714,098		
189	RESTORE EX-OFFENDER REENTRY PROGRAM - PALM BEACH COUNTY	500,000		
190	Total	30,335,187	0	0
191	<b>DEPARTMENT OF ECONOMIC OPPORTUNITY</b>			
192	AFFORDABLE HOUSING PROGRAMS		27,000,000	
193	BUSINESS INITIATIVE PROJECTS	6,550,000		
194	COMMUNITY PLANNING LITIGATION - PROVIDE FUNDING TO CONTRACT WITH THE ATTORNEY GENERAL'S OFFICE			100,000
195	ECONOMIC DEVELOPMENT - CH 2017-233, LOF (HB 1A)	51,016,115	86,000,000	
196	ECONOMIC DEVELOPMENT TOOLS		14,300,000	
197	HOUSING AND COMMUNITY DEVELOPMENT PROJECTS	10,658,418		
198	MAINTENANCE AND REPAIR			512,000
199	QUICK RESPONSE TRAINING (QRT) PROGRAM - MAINTAIN CURRENT FUNDING LEVEL		6,000,000	
200	SPACE FLORIDA - FINANCING PROGRAM FOR AEROSPACE INDUSTRY		7,000,000	
201	STATE HOUSING INITIATIVES PARTNERSHIP (SHIP) PROGRAM		96,000,000	
202	WORKFORCE PROJECTS	4,804,746		
203	Total	73,029,279	236,300,000	612,000
204	<b>DEPARTMENT OF EDUCATION</b>			
205	ADDITIONAL BUDGET AUTHORITY - SCHOOL READINESS FRAUD RESTITUTION PAYMENTS			500,000
206	ALL PRO DAD/FAMILY FIRST	500,000		
207	BETHUNE COOKMAN UNIVERSITY - PETROCK COLLEGE OF HEALTH SCIENCES	250,000		
208	BETHUNE-COOKMAN UNIVERSITY - SCHOOL OF LEGAL STUDIES AND SOCIAL JUSTICE	250,000		
209	BIG BROTHERS-BIG SISTERS	500,000		
210	BOCA RATON HABILITATION CENTER	200,000		
211	BREVARD ADULTS WITH DISABILITIES	199,714		
212	BREVARD PUBLIC SCHOOLS CONSTRUCTION VOCATIONAL TRAINING PROGRAM	500,000		
213	BROWARD YOUTH SUICIDE AWARENESS AND PREVENTION TRAINING	200,000		
214	CAPITAL IMPROVEMENT PLAN - SPECIAL SESSION	47,757,411		
215	CLARA WHITE MISSION	216,000		
216	DAYTONA STATE COLLEGE 3D MANUFACTURING WORKFORCE TRAINING EQUIPMENT	300,000		
217	DISTANCE LEARNING MATH/SCIENCE NATIONAL FLIGHT ACADEMY	421,495		
218	EARLY CHILDHOOD EDUCATION AND THERAPEUTIC INTERVENTION	373,600		
219	EASTERN FLORIDA STATE COLLEGE - CRITICAL EVALUATION MANAGEMENT SYSTEM REDUCTION	-500,000		
220	ECONOMIC DEVELOPMENT - CH 2017-233, LOF (HB 1A)	425,897		
221	EDUCATION - CH 2017-116, LOF (HB 7069)	5,000,000		
222	EDUCATION CAPITAL PROJECTS	95,994,100	196,933,911	
223	EVANS COMMUNITY SCHOOL AT THE UNIVERSITY OF CENTRAL FLORIDA	1,000,000		
224	FAMILY CAFE	100,000		
225	FIRST TEE PROGRAM	200,000		
226	FLORIDA ASSOCIATION OF AGENCIES SERVING THE BLIND	500,000		
227	FLORIDA ASSOCIATION OF CENTERS FOR INDEPENDENT LIVING - HOSPITALITY DEMONSTRATION PROJECT	151,109		
228	FLORIDA CHILDREN'S INITIATIVES	600,000		
229	FLORIDA EDUCATION FINANCE PROGRAM - CH 2017-234, LOF (HB 3A)	-63,240,813	217,200,000	

**Fiscal Year 2017-18 Nonrecurring Appropriations  
Adjusted For Vetoes And Supplementals (Including Special Session A)**

Row#	Agency/Issue Title	General Revenue	State Trust Funds	Federal Trust Funds
230	FLORIDA MEMORIAL UNIVERSITY - CYBER WARRIOR AND ENGINEERING CENTER OF EXCELLENCE	1,000,000		
231	HOLOCAUST MEMORIAL MIAMI BEACH	163,499		
232	INCLUSIVE TRANSITION AND EMPLOYMENT MANAGEMENT PROGRAM (ITEM)	750,000		
233	INSTITUTE FOR CUBAN AND CUBAN- AMERICAN STUDIES - CHALLENGES FOR FLORIDA OF THE U.S. NORMALIZATION OF RELATIONS WITH CUBA STUDY	200,000		
234	INSTITUTE FOR CUBAN AND CUBAN- AMERICAN STUDIES - IMPACT OF CUBAN-AMERICANS IN FLORIDA: AN INTERACTIVE EXHIBIT	200,000		
235	JOBS FOR FLORIDA GRADUATES	100,000		
236	LAUREN'S KIDS	1,500,000		
237	LITTLE HAVANA ACTIVITIES AND NUTRITION CENTERS CHILD CARE PROGRAM	57,080		
238	LOTUS HOUSE WOMEN'S EMPLOYMENT AND EDUCATION PROGRAM	100,000		
239	MAINTENANCE AND REPAIR		183,628,759	
240	MANATEE/SARASOTA ADULTS WITH DISABILITIES BASIC EDUCATION	137,000		
241	MIDDLE GRADES - CH 2017-55, LOF (HB 293)	50,000		
242	MOUNT ZION EARLY EDUCATION PILOT	1,000,000		
243	MOURNING FAMILY FOUNDATION	500,000		
244	NEW WORLD SCHOOL OF THE ARTS - REPLACE RECURRING WITH NONRECURRING	500,000		
245	OKALOOSA TECHNICAL COLLEGE - WELDING PROGRAM EXPANSION	150,000		
246	ORLANDO-ORANGE COUNTY STARBASE MENTORING AND STEM ACADEMY	155,517		
247	PATHWAY TO POSSIBILITIES PROGRAM	90,000		
248	REPLACEMENT EQUIPMENT	97,250		
249	RESTORE FROM NONRECURRING	10,000,000		
250	SCHOOL READINESS PROVIDER PERFORMANCE FUNDING			12,000,000
251	SEED SCHOOL OF MIAMI	2,000,000		
252	SPECIALTY CHILDREN'S HOSPITAL PATIENT ACADEMICS PROGRAM	425,000		
253	ST. PETERSBURG COLLEGE - A DAY ON SERVICE	500,000		
254	STATE COLLEGE OF FLORIDA MANATEE- SARASOTA OPERATIONAL SUPPORT	1,381,510		
255	STATE INVESTMENT IN PERFORMANCE BASED INCENTIVES	30,000,000		
256	TALLAHASSEE COMMUNITY COLLEGE MINORITY MALES HIGH SCHOOL RETENTION	375,000		
257	THE FLORIDA DEVELOPMENTAL DISABILITIES COUNCIL HELP ME GROW	42,810		
258	THE WOW CENTER OF MIAMI	250,000		
259	YMCA YOUTH IN GOVERNMENT	200,000		
260	Total	143,823,179	597,762,670	12,500,000
261	<b>DEPARTMENT OF ELDER AFFAIRS</b>			
262	AGING AND DISABILITY RESOURCE CENTER OF BROWARD	119,537		
263	ALZHEIMER'S CAREGIVER PROGRAM	162,568		
264	ALZHEIMER'S MEMORY MOBILE	100,000		
265	ALZHEIMER'S PROJECT, INC	150,000		
266	CENTER FOR INDEPENDENT LIVING CENTRAL FLORIDA, INC. - CENTRAL FLORIDA HEALTH AND SAFETY FOR SENIORS PILOT PROJECT	375,000		
267	CITY OF HIALEAH - MEALS PROGRAM	1,150,000		
268	CITY OF HIALEAH GARDENS - HOT MEALS	245,532		
269	COMMUNITY COALITION HOT MEALS PROGRAM	250,000		
270	DEERFIELD BEACH DAY CARE CENTER	195,150		
271	FEDERATION TRANSPORTATION SERVICES	143,640		

**Fiscal Year 2017-18 Nonrecurring Appropriations  
Adjusted For Vetoes And Supplementals (Including Special Session A)**

Row#	Agency/Issue Title	General Revenue	State Trust Funds	Federal Trust Funds
272	FEED THE ELDERLY - 55 YEARS & UP, INC.	37,178		
273	GRANTS AND AIDS - FIXED CAPITAL OUTLAY	500,000		
274	HIALEAH GARDENS ELDERLY - DADE COUNTY	46,468		
275	JEWISH FAMILY AND COMMUNITY SERVICES OF SOUTHWEST FLORIDA - DEMENTIA RESPITE SUPPORT	50,000		
276	LHANC ADULT DAY CARE	1,200,000		
277	MANOLO PINIERO HOMEBOUND DIABETES SERVICES - FIRST QUALITY HOME CARE, INC.	139,414		
278	NORTH EAST FLORIDA SENIOR HOME DELIVERED MEALS PROGRAM	400,000		
279	NORTH MIAMI FOUNDATION FOR SENIOR CITIZENS SERVICES, INC.	50,000		
280	PILOTS FOR CENTERS FOR INDEPENDENT LIVING	575,000		
281	Total	5,889,487	0	0
282	<b>DEPARTMENT OF ENVIRONMENTAL PROTECTION</b>			
283	CORAL REEF DISEASE WATER QUALITY MONITORING	1,000,000		
284	ENVIRONMENTAL PROJECTS	139,497,986	242,743,380	254,736,104
285	GEOLOGICAL DATA ENTERPRISE SYSTEM PROJECT		200,000	
286	GRANTS AND AIDS - FIXED CAPITAL OUTLAY	3,119,265		6,500,000
287	INDIAN RIVER LAGOON NATIONAL ESTUARY PROGRAM	250,000		
288	MAINTENANCE AND REPAIR		22,551,500	3,000,000
289	MONROE COUNTY REEF PROTECTION	500,000		
290	POLLUTION - CH 2017-95, LOF (SB 1018)		25,000	
291	REPLACEMENT OF FIRE ENGINES		450,000	
292	REPLACEMENT OF FIRE EQUIPMENT		2,700,000	
293	REPLACEMENT OF MOTOR VEHICLES		500,000	
294	REPLACEMENT OF VESSELS	75,395		
295	STATE PARKS MARKETING INITIATIVE		500,000	
296	SUPPLEMENTAL APPROPRIATIONS		30,000,000	
297	WATER RESOURCES - CH 2017-010, LOF (SB 10)	30,000,000		
298	Total	174,442,646	299,669,880	264,236,104
299	<b>DEPARTMENT OF FINANCIAL SERVICES</b>			
300	ENHANCEMENTS FOR LAW ENFORCEMENT PERSONNEL - FEDERAL GRANTS TRUST FUND			400,000
301	FLAIR REPLACEMENT		21,852,548	
302	FLORIDA ACCOUNTING INFORMATION RESOURCE (FLAIR) MAINFRAME UPGRADE		15,000	
303	GRANTS AND AIDS LOCAL GOVERNMENT FIRE SERVICES		7,140,500	
304	IMPLEMENTATION OF HOUSE BILL 359 - STATE FIRE MARSHAL STUDY		325,000	
305	MAINTENANCE AND REPAIR		1,115,000	
306	REDIRECT RECURRING APPROPRIATIONS TO NON-RECURRING		94,000	240,000
307	REPLACEMENT OF SCIENTIFIC LABORATORY EQUIPMENT - ARSON LAB		150,000	
308	STAFFING/WORKLOAD - LAW ENFORCEMENT PERSONNEL - WORKERS' COMPENSATION INSURANCE FRAUD		210,000	
309	STATE FIRE MARSHAL GRANT PROGRAMS		1,000,000	
310	TRANSFER TO UNIVERSITY OF MIAMI - SYLVESTER COMPREHENSIVE CANCER CENTER - FLORIDA FIREFIGHTER CANCER RESEARCH	1,000,000		
311	1-IN-100 YEAR HURRICANE FISCAL IMPACT REPORT		200,000	
312	Total	1,000,000	32,102,048	640,000
313	<b>FISH AND WILDLIFE CONSERVATION COMMISSION</b>			
314	ENVIRONMENTAL PROJECTS	500,000	300,000	300,000
315	FLORIDA BLACK BEAR CONFLICT REDUCTION	415,283		
316	FLORIDA SHOREBIRD CONSERVATION INITIATIVE		125,000	
317	GRANTS AND AIDS - FIXED CAPITAL OUTLAY	650,000	3,331,150	
318	LAW ENFORCEMENT OFFICER BODY ARMOR	33,567		
319	LAW ENFORCEMENT OFFICER RESERVE PROGRAM	87,425		

Fiscal Year 2017-18 Nonrecurring Appropriations  
Adjusted For Vetoes And Supplementals (Including Special Session A)

Row#	Agency/Issue Title	General Revenue	State Trust Funds	Federal Trust Funds
320	REPLACEMENT EQUIPMENT - BOATS, MOTORS, AND TRAILERS		1,404,700	
321	REPLACEMENT OF MOTOR VEHICLES		503,641	
322	SPECIAL PURPOSE	962,550	4,513,396	3,900,000
323	TECHNOLOGY RESEARCH AND ADVISORY SERVICES	55,000		
324	Total	2,703,825	10,177,887	4,200,000
325	<b>FLORIDA COMMISSION ON OFFENDER REVIEW</b>			
326	GOVERNOR AND CLEMENCY BOARD'S CLEMENCY INVESTIGATIONS WORKLOAD	250,000		
327	Total	250,000	0	0
328	<b>EXECUTIVE OFFICE OF THE GOVERNOR</b>			
329	ADDITIONAL TRUST FUND SPENDING AUTHORITY FOR OPEN EMERGENCY MANAGEMENT PERFORMANCE GRANTS			1,560,000
330	ADDITIONAL TRUST FUND SPENDING AUTHORITY FOR RESIDENTIAL CONSTRUCTION MITIGATION		2,000,000	
331	HURRICANE LOSS MITIGATION PROGRAM		2,475,000	
332	NATURAL HAZARDS - CH 2017-48, LOF (HB 181)		4,046	
333	OPEN FEDERALLY DECLARED DISASTERS - FUNDING TO COMMUNITIES		30,982,415	262,318,714
334	OPEN FEDERALLY DECLARED DISASTERS - STATE OPERATIONS		14,085,549	3,145,814
335	STANDBY ELECTRICAL SYSTEM IMPROVEMENTS - SADOWSKI BUILDING		230,000	
336	STATEWIDE EMERGENCY ALERT AND NOTIFICATION SYSTEM		3,500,000	
337	Total	0	53,277,010	267,024,528
338	<b>DEPARTMENT OF HEALTH</b>			
339	ADDITIONAL FEDERAL FUNDING FOR THE EARLY STEPS PROGRAM			5,385,661
340	ADDITIONAL RESOURCES FOR COMMUNITY WATER FLUORIDATION PROGRAM	200,000		
341	ALACHUA COUNTY ORGANIZATION FOR RURAL NEEDS (ACORN)	500,000		
342	AUDITORY-ORAL SERVICES FOR CHILDREN WITH HEARING LOSS	500,000		
343	BIOMEDICAL RESEARCH PROGRAM		2,000,000	
344	BITNER/PLANTE AMYOTROPHIC LATERAL SCLEROSIS INITIATIVE	500,000		
345	BROWARD COMMUNITY AND FAMILY HEALTH CENTER - COLON CANCER DETECTION SCREENING PROGRAM	220,000		
346	DENTAL LIFELINE NETWORK - DONATED DENTAL SERVICES	100,000		
347	FLORIDA POISON INFORMATION CENTER NETWORK (FPICN)	3,672,805		
348	FLORIDA STATE UNIVERSITY COLLEGE OF MEDICINE - IMMOKALEE PRIMARY CARE	450,000		
349	FLORIDA STATE UNIVERSITY PANAMA CITY - RURAL NORTHWEST FLORIDA MOSQUITO SURVEILLANCE PROGRAM	700,000		
350	FUNDING FOR FEDERALLY QUALIFIED HEALTH CENTERS (FQHC)	6,000,000		
351	GRANTS AND AIDS - FIXED CAPITAL OUTLAY	2,500,000		
352	HEIKEN CHILDREN'S VISION PROGRAM	250,000		
353	HOMESTEAD SICKLE CELL AWARENESS	200,000		
354	INFORMATION TECHNOLOGY - WIDE AREA NETWORK BANDWIDTH UPGRADE			200,000
355	ISLET CELL TRANSPLANTATION TO CURE DIABETES	213,332		
356	KEYS AREA HEALTH EDUCATION CENTER	250,000		
357	MAINTENANCE AND REPAIR	250,000	206,585	
358	MARY BROGAN BREAST AND CERVICAL CANCER EARLY DETECTION PROGRAM	1,900,000		
359	MEDICAL USE OF MARIJUANA - CH 2017-232, LOF (SB 8A)	4,750,000	1,238,148	
360	MIAMI PROJECT TO CURE PARALYSIS	1,000,000		
361	NURSE-FAMILY PARTNERSHIP PROGRAM	250,000		
362	PROJECT BE STRONG - TEEN PREGNANCY PREVENTION PROGRAM	50,000		
363	REPLACEMENT EQUIPMENT - HIGH PURITY GERMANIUM DETECTOR		100,000	
364	SANT LA HAITIAN NEIGHBORHOOD CENTER	50,000		

**Fiscal Year 2017-18 Nonrecurring Appropriations  
Adjusted For Vetoes And Supplementals (Including Special Session A)**

Row#	Agency/Issue Title	General Revenue	State Trust Funds	Federal Trust Funds
365	SENIOR SMILES PILOT PROGRAM - BROWARD, MIAMI-DADE, AND PALM BEACH	535,250		
366	ST. JOHN BOSCO CLINIC	300,000		
367	ST. JOSEPH'S CHILDREN'S HOSPITAL	1,000,000		
368	UNIVERSITY OF MIAMI - HUMAN IMMUNODEFICIENCY VIRUS/ACQUIRED IMMUNE DEFICIENCY SYNDROME (HIV/AIDS) RESEARCH	1,000,000		
369	UNIVERSITY OF MIAMI MILLER SCHOOL OF MEDICINE - FLORIDA STROKE REGISTRY	200,000		
370	WORKLOAD - CHILD PROTECTION TEAMS	357,000		
371	WORKLOAD - EARLY STEPS			30,072
372	WORKLOAD - EPIDEMIOLOGY, SURVEILLANCE AND OUTBREAK CONTROL	60,690	60,690	
373	WORKLOAD - INSTITUTIONAL REVIEW BOARD INFRASTRUCTURE DEVELOPMENT		4,296	
374	WORKLOAD - NEW TEST FOR NEWBORN SCREENING PROGRAM		8,592	
375	WORKLOAD - OFFICE OF COMPASSIONATE USE		38,664	
376	YOUNG MEN'S CHRISTIAN ASSOCIATION (YMCA) - SAFETY AROUND WATER INITIATIVE	250,000		
377	Total	28,209,077	3,656,975	5,615,733
378	<b>DEPARTMENT OF HIGHWAY SAFETY AND MOTOR VEHICLES</b>			
379	ADDITIONAL TROOPER EQUIPMENT FOR THE FLORIDA HIGHWAY PATROL		1,278,596	
380	AUTOMATIC EXTERNAL DEFIBRILLATORS FOR FLORIDA HIGHWAY PATROL		1,971,000	
381	CUSTOMER QUEUING SYSTEM TO ENHANCE CUSTOMER SERVICE AND BETTER MANAGE CUSTOMER FLOW		375,000	
382	FORENSIC ROBOTIC MAPPING SYSTEM FOR FLORIDA HIGHWAY PATROL		295,800	
383	GEOGRAPHICAL INFORMATION SYSTEM FLORIDA HIGHWAY PATROL PROGRAM		450,000	
384	INCREASED COSTS FOR VOLUME LICENSING AGREEMENT		336,006	
385	MAINTENANCE AND REPAIR		1,185,700	
386	MEDICAL USE OF MARIJUANA - CH 2017-232, LOF (SB 8A)		5,000,000	
387	MOTORIST MODERNIZATION PHASE I		9,694,775	
388	MOTORIST MODERNIZATION PHASE II		4,132,180	
389	OFFICE THREAT ASSESSMENT EVALUATION AND TRAINING		210,000	
390	PURCHASE OF FLORIDA LICENSING ON WHEELS (FLOW) MOBILE		175,000	
391	REAL TIME MONITORING AND PREDICTION OF REDUCED VISIBILITY EVENTS ON FLORIDA'S HIGHWAYS		250,000	
392	REALIGNMENT OF FUNDS FROM GRANTS AND AID WITHIN MOTORIST SERVICES BUDGET ENTITY TO FLORIDA HIGHWAY PATROL BUDGET ENTITY		402,706	
393	UNMANNED AERIAL CRASH SCENE MAPPING FOR THE FLORIDA HIGHWAY PATROL		175,000	
394	Total	0	25,931,763	0
395	<b>JUSTICE ADMINISTRATION</b>			
396	ADDITIONAL EQUIPMENT - BOOKS	8,200		
397	ADDITIONAL EQUIPMENT - MOTOR VEHICLES		50,000	
398	ADJUSTMENT TO GRANT AND DONATIONS TRUST FUND AUTHORITY		150,000	
399	EXPEDITED INTAKE SYSTEM (EIS)		36,200	
400	GRANTS AND AIDS - FIXED CAPITAL OUTLAY	1,000,000		
401	HUMAN RESOURCES STAFFING	1,043		
402	INFORMATION TECHNOLOGY INFRASTRUCTURE REPLACEMENT	156,094		
403	MAXIMIZE USE OF AVAILABLE TRUST FUND REVENUE		53,791	
404	REAPPROVAL OF VICTIMS OF CRIME ACT (VOCA) GRANT			4,000
405	REPLACEMENT EQUIPMENT		23,000	
406	REPLACEMENT EQUIPMENT - LAW LIBRARY	5,206		

**Fiscal Year 2017-18 Nonrecurring Appropriations  
Adjusted For Vetoes And Supplementals (Including Special Session A)**

Row#	Agency/Issue Title	General Revenue	State Trust Funds	Federal Trust Funds
407	REPLACEMENT OF MOTOR VEHICLES		1,375,365	
408	Total	1,170,543	1,688,356	4,000
409	<b>DEPARTMENT OF JUVENILE JUSTICE</b>			
410	AMIKIDS FAMILY CENTRIC	3,000,000		
411	BIG BROTHERS BIG SISTERS OF FLORIDA	600,000	400,000	
412	BOYS AND GIRLS CLUBS - GANG PREVENTION THROUGH TARGETED OUTREACH	500,000		
413	CLAY COUNTY YOUTH ALTERNATIVE TO SECURED DETENTION (SWEAT PROGRAM)	250,000		
414	DELORES BARR WEAVER POLICY CENTER	375,000		
415	EVIDENCE BASED SERVICES FOR YOUNG CHILDREN - STOP NOW AND PLAN (SNAP)		1,091,330	
416	GRANTS AND AIDS - FIXED CAPITAL OUTLAY	1,000,000		
417	INFORMATION TECHNOLOGY INFRASTRUCTURE REPLACEMENT	540,000		
418	JUVENILE JUSTICE - CH 2017-164, LOF (HB 7059)	2,978,012		
419	MAINTENANCE AND REPAIR	4,200,000		
420	OUTWARD BOUND		200,000	
421	PACE CENTER FOR GIRLS - HERNANDO COUNTY	1,400,000		
422	PACE CENTER FOR GIRLS PROGRAM	1,400,000		
423	PARENTING WITH LOVE AND LIMITS	750,000		
424	PRODIGY PROGRAM		1,000,000	
425	WAYMAN COMMUNITY DEVELOPMENT CORPORATION - AT RISK YOUTH SERVICES	150,000		
426	YOUTH ADVOCATE PROGRAM		150,000	
427	YOUTH CRIME PREVENTION - CITY OF WEST PARK	50,000	200,000	
428	Total	17,193,012	3,041,330	0
429	<b>DEPARTMENT OF LAW ENFORCEMENT</b>			
430	ADVANCED CRIME REPORTING AND ANALYTICS APPLICATION	700,000		
431	BOMB SQUAD RAPID RESPONSE VEHICLE - SHERIFF'S FOUNDATION OF BROWARD COUNTY, INC.	163,000		
432	CITY OF BISCAYNE PARK - CCTV EQUIPMENT	20,000		
433	COMMUNITY VIOLENCE REDUCTION INITIATIVE	350,000		
434	COPS PROGRAM - JACKSONVILLE	250,000		
435	ENHANCE COUNTERTERRORISM RESOURCES		1,692,246	
436	FLORIDA STATE UNIVERSITY PANAMA CITY UNDERWATER CRIME SCENE INVESTIGATION PROGRAM	1,000,000		
437	FLORIDA UNSOLVED CASE WEBSITE	207,160		
438	GRANTS AND AIDS - FIXED CAPITAL OUTLAY	640,000		
439	IMPROVE SEXUAL OFFENDER AND PREDATOR REGISTRY DATABASE		1,938,180	
440	INCREASE GRANTS AND DONATIONS TRUST FUND AUTHORITY - SEXUAL ASSAULT KIT GRANT		355,000	
441	INCREASE TRUST FUND AUTHORITY FOR TENANT BROKER COMMISSIONS		2,030	
442	INFORMATION TECHNOLOGY INFRASTRUCTURE REPLACEMENT		4,957,059	
443	JACKSON COUNTY COMPUTER AIDED DISPATCH UPDATE	150,000		
444	MARTIN COUNTY SHERIFF'S OFFICE CRISIS RESPONSE UNIT	372,509		
445	PALM BEACH COUNTY SHERIFF'S OFFICE UNMANNED AIRCRAFT SYSTEM (USA) PILOT PROGRAM	728,378		
446	POST TRAUMATIC STRESS DISORDER (PTSD) PILOT PROJECT	150,000		
447	PROJECT COLD CASE	75,000		
448	SEXUAL ASSAULT KIT BACKLOG REDUCTION PLAN	365,830		
449	SHOT SPOTTER PROGRAM	325,000		
450	Total	5,496,877	8,944,515	0
451	<b>DEPARTMENT OF LEGAL AFFAIRS</b>			
452	CRIMINAL APPEALS WORKLOAD	37,760		
453	CUBAN-AMERICAN BAR ASSOCIATION	100,000		
454	GRANTS AND AIDS - FIXED CAPITAL OUTLAY	700,000		
455	HAITIAN LAWYERS ASSOCIATION	45,000		



Fiscal Year 2017-18 Nonrecurring Appropriations  
Adjusted For Vetoes And Supplementals (Including Special Session A)

Row#	Agency/Issue Title	General Revenue	State Trust Funds	Federal Trust Funds
456	INFORMATION TECHNOLOGY INFRASTRUCTURE IMPROVEMENTS		511,890	
457	INFORMATION TECHNOLOGY WORKLOAD		12,138	
458	OPEN DOORS - VOICES FOR FLORIDA	1,140,000		
459	PRO-BONO FORECLOSURE AND CREDIT LEGAL ASSISTANCE PROGRAM	75,000		
460	PROVIDE NONRECURRING FUNDING FOR FLORIDA URBAN LEAGUE CONSORTIUM	741,412		
461	SELAH FREEDOM SEX TRAFFICKING AND EXPLOITATION VICTIMS PROGRAM	1,050,000		
462	STATEWIDE PROSECUTION CASE MANAGEMENT SYSTEM		650,000	
463	Total	3,889,172	1,174,028	0
464	<b>DEPARTMENT OF THE LOTTERY</b>			
465	FLORIDA LOTTERY INDEPENDENT SECURITY AUDIT		224,500	
466	LOTTERY OPERATIONS INFRASTRUCTURE REPLACEMENT OPERATING CAPITAL OUTLAY		761,760	
467	REPLACEMENT OF ARCHIVAL STORAGE SYSTEM		32,850	
468	REPLACEMENT OF NETWORK SECURITY		58,815	
469	STORAGE AREA NETWORK ENCLOSURE UPGRADE		20,938	
470	Total	0	1,098,863	0
471	<b>DEPARTMENT OF MANAGEMENT SERVICES</b>			
472	ADDITIONAL STAFF FOR PRIVATE PRISON MONITORING		4,046	
473	ARTHUR G. DOZIER SCHOOL FOR BOYS - CH 2017-69, LOF (HB 7115)	1,200,000		
474	CODE CORRECTIONS	6,264,047		
475	DEPENDENT ELIGIBILITY VERIFICATION SERVICES		1,000,000	
476	DIVISION OF RETIREMENT INFORMATION TECHNOLOGY RESOURCES		4,046	
477	DIVISION OF RETIREMENT INFORMATION TECHNOLOGY TRANSITION		1,418,207	
478	DOMESTIC SECURITY - FLORIDA INTEROPERABILITY NETWORK (FIN) INSUFFICIENT FUNDING	1,384,943		
479	DOMESTIC SECURITY - FLORIDA MUTUAL AID BUILD OUT (MAB) INSUFFICIENT FUNDING	606,476		
480	FIRST RESPONDER NETWORK AUTHORITY (FIRSTNET) GRANT		620,099	
481	FLEET MANAGEMENT INFORMATION SYSTEM		99,693	
482	INTERIOR REFURBISHMENT OF LEASED SPACE IN THE FLORIDA FACILITIES POOL		1,931,819	
483	MAINTENANCE AND REPAIR	12,408,527	13,478,500	
484	PUBLIC EMPLOYEES - CH 2017-88, LOF (SB 7022)		507,546	
485	REPLACEMENT OF MOTOR VEHICLES		60,000	
486	SEMINOLE COUNTY COMPUTER AIDED DISPATCH SYSTEM	1,000,000		
487	STATEWIDE LAW ENFORCEMENT RADIO SYSTEM (SLERS) STAFF AUGMENTATION AND INDEPENDENT VERIFICATION AND VALIDATION SERVICES		1,292,220	
488	STATEWIDE LAW ENFORCEMENT RADIO SYSTEM EQUIPMENT		350,000	
489	Total	22,863,993	20,766,176	0
490	<b>DEPARTMENT OF MILITARY AFFAIRS</b>			
491	ADDITIONAL EQUIPMENT - CAMP BLANDING			349,500
492	ADDITIONAL EQUIPMENT - COOPERATIVE AGREEMENT PROGRAM SUPPORT			583,704
493	INFORMATION TECHNOLOGY INFRASTRUCTURE REPLACEMENT			77,800
494	MAINTENANCE AND REPAIR	6,000,000		930,000
495	MINOR REPAIRS TO CAMP BLANDING STRUCTURES		200,000	
496	REDUCE RECURRING FUNDING FOR MILITARY AFFAIRS WAGES PROGRAMS - FORWARD MARCH AND ABOUT FACE AND RESTORE AS NON-RECURRING	1,661,000		
497	SPECIAL PURPOSE	1,700,000		
498	STRENGTHENING DOMESTIC SECURITY	2,000,000		
499	WORKER COMPENSATION FOR STATE ACTIVE DUTY	134,145		

Fiscal Year 2017-18 Nonrecurring Appropriations  
Adjusted For Vetoes And Supplementals (Including Special Session A)

Row#	Agency/Issue Title	General Revenue	State Trust Funds	Federal Trust Funds
500	Total	11,495,145	200,000	1,941,004
501	<b>AGENCY FOR STATE TECHNOLOGY</b>			
502	INFORMATION TECHNOLOGY SECURITY - TRAINING		220,000	
503	Total	0	220,000	0
504	<b>PUBLIC SERVICE COMMISSION</b>			
505	REPLACEMENT OF MOTOR VEHICLES		100,000	
506	Total	0	100,000	0
507	<b>DEPARTMENT OF REVENUE</b>			
508	AID TO LOCAL GOVERNMENTS - AERIAL PHOTOGRAPHY/MAPPING	87,308		
509	CHILD SUPPORT AND PARENTING TIME PLANS - CH 2017-117, LOF (SB 590)	690,650		
510	CHILD SUPPORT ENFORCEMENT GUIDELINE SCHEDULE REVIEW		85,000	165,000
511	CHILD SUPPORT FEDERAL DEPARTMENT OF COMMERCE GRANT SPENDING AUTHORITY			1,333,909
512	FISCALLY CONSTRAINED COUNTIES - AD VALOREM TAX	26,151,243		
513	REPLACEMENT OF MOTOR VEHICLES	60,000		
514	TAXATION - CH 2017-036, LOF (HB 7099)	391,018		
515	Total	27,380,219	85,000	1,498,909
516	<b>STATE COURT SYSTEM</b>			
517	CHILDREN'S ADVOCACY CENTERS	350,000		
518	COURTHOUSE EMERGENCY RENOVATION AND REPAIRS	120,000		
519	JUVENILE DRUG COURT	175,000		
520	MAINTENANCE AND REPAIR	3,381,563		
521	NANCY J COTTERMAN CHILD ADVOCACY AND RAPE CRISIS CENTER	200,000		
522	SEMINOLE COUNTY ADULT DRUG COURT	124,421		
523	VETERANS' COURTS	802,649		
524	VIVITROL DRUG TREATMENT	2,500,000		
525	Total	7,653,633	0	0
526	<b>DEPARTMENT OF STATE</b>			
527	ADJUST FLORIDA HUMANITIES COUNCIL FROM BASE TO NONRECURRING	500,000		
528	CULTURAL AND MUSEUM GRANTS	7,028,124		
529	CULTURE BUILDS FLORIDA	2,320,109		
530	DEPARTMENT WIDE LITIGATION EXPENSES	300,000		
531	FLORIDA AFRICAN-AMERICAN HERITAGE PRESERVATION NETWORK	450,000		
532	FLORIDA HOLOCAUST MUSEUM - ST. PETERSBURG	750,000		
533	GRANTS AND AIDS - FIXED CAPITAL OUTLAY	18,141,497		
534	HISTORIC PRESERVATION GRANTS	1,437,190		
535	HOLOCAUST DOCUMENTATION AND EDUCATION CENTER	257,000		
536	INCREASED FUNDING FOR STATE AID TO LIBRARIES			800,000
537	REIMBURSEMENTS TO COUNTIES FOR SPECIAL ELECTIONS	478,000		
538	RESTORE AS NONRECURRING - CULTURAL AND MUSEUM GRANT PROGRAM	5,000,000		
539	STATE AID TO LIBRARIES - TO NON RECURRING	4,994,762		
540	Total	41,656,682	0	800,000
541	<b>DEPARTMENT OF TRANSPORTATION</b>			
542	AUTOMATED SYSTEM FOR APPROXIMATE BRIDGE EVALUATION (ASABE)			400,000
543	CLOUD STORAGE		65,000	
544	CODE CORRECTIONS		7,567,758	
545	COMMUNITY TRANSPORTATION COORDINATORS - NOT RECIPIENTS OF URBANIZED AREA FORMULA PROGRAM FUNDING		1,750,000	
546	COMMUNITY TRANSPORTATION COORDINATORS -COMPETITIVE GRANTS		1,750,000	
547	CONSTRUCTION MANAGEMENT SYSTEM (CMS) UPDATES		1,813,432	
548	DATA INFRASTRUCTURE MODERNIZATION		450,000	
549	ECONOMIC DEVELOPMENT - CH 2017-233, LOF (HB 1A)		25,000,000	

**Fiscal Year 2017-18 Nonrecurring Appropriations  
Adjusted For Vetoes And Supplementals (Including Special Session A)**

Row#	Agency/Issue Title	General Revenue	State Trust Funds	Federal Trust Funds
550	ENVIRONMENTAL PROJECTS		620,000	
551	TRANSPORTATION WORK PROGRAM		6,900,239,868	2,980,302,516
552	TRANSPORTATION WORK PROGRAM INTEGRATION INITIATIVE		15,000,000	
553	Total	0	6,954,256,058	2,980,702,516
554	<b>STATE UNIVERSITY SYSTEM</b>			
555	ECONOMIC DEVELOPMENT - CH 2017-233, LOF (HB 1A)	1,693,525		
556	FLORIDA AGRICULTURAL AND MECHANICAL UNIVERSITY - INCREASE ONLINE COURSE OFFERINGS	1,000,000		
557	FLORIDA ATLANTIC UNIVERSITY - SECONDARY ROBOTICS TEAM SUPPORT	150,000		
558	FLORIDA GULF COAST UNIVERSITY - ACADEMIC AND CAREER ATTAINMENT FUNDING	-500,000		
559	FLORIDA GULF COAST UNIVERSITY - TARGET EXISTING TALENT GAPS	1,750,000		
560	FLORIDA INTERNATIONAL UNIVERSITY MEDICAL SCHOOL - NEUROSCIENCE CENTERS OF FLORIDA FOUNDATION	-200,000		
561	FLORIDA POSTSECONDARY COMPREHENSIVE TRANSITION PROGRAM WORKLOAD	15,435		
562	FLORIDA STATE UNIVERSITY - CHARLES HILTON ENDOWED PROFESSORSHIP	-300,000		
563	FLORIDA STATE UNIVERSITY - TALLAHASSEE VETERANS LEGAL COLLABORATIVE	200,000		
564	INSTITUTE FOR HUMAN AND MACHINE COGNITION	1,000,000		
565	INSTITUTE OF FOOD AND AGRICULTURAL SCIENCES (IFAS) - WATER QUANTITY- QUALITY BEST MANAGEMENT PRACTICES	800,000		
566	UNIVERSITY OF CENTRAL FLORIDA - ADVANCED MANUFACTURING SENSOR PROJECT	2,500,000		
567	UNIVERSITY OF CENTRAL FLORIDA - FLORIDA FIRST ROBOTICS TEAM GRANT	250,000		
568	UNIVERSITY OF CENTRAL FLORIDA - POST TRAUMATIC STRESS DISORDER CLINIC FOR FLORIDA VETERANS AND FIRST RESPONDERS	1,500,000		
569	UNIVERSITY OF FLORIDA - INFRASTRUCTURE FOR ZIKA RESEARCH	1,500,000		
570	UNIVERSITY OF FLORIDA - LASTINGER CENTER ENSURING ACCESS TO ABUSE PREVENTION AND TRAUMA INFORMED CARE TECHNIQUES	2,000,000		
571	UNIVERSITY OF FLORIDA - LASTINGER CENTER FOR LEARNING ALGEBRA NATION	1,000,000		
572	UNIVERSITY OF FLORIDA - LASTINGER CENTER WINNING READING BOOST	-200,000		
573	UNIVERSITY OF FLORIDA CENTER FOR TRANSLATIONAL RESEARCH IN NEURODEGENERATIVE DISEASE	1,500,000		
574	UNIVERSITY OF FLORIDA HEALTH - PROGRAM TO CURE DYSTONIA AND OTHER INVOLUNTARY MUSCLE DISORDERS	500,000		
575	UNIVERSITY OF FLORIDA HEALTH CENTER - ADVANCED TRAINING OF PEDIATRIC CHILD ABUSE SPECIALISTS	300,000		
576	UNIVERSITY OF FLORIDA HEALTH CENTER - INTEGRATED PEDIATRIC RESEARCH AND EDUCATION	1,250,000		
577	UNIVERSITY OF NORTH FLORIDA - THE JAX BRIDGES COMPETITIVE SMALL BUSINESS INITIATIVE	350,000		
578	UNIVERSITY OF SOUTH FLORIDA SARASOTA MANATEE - PROGRAMS OF STRATEGIC IMPORTANCE	1,300,000		
579	UNIVERSITY OF SOUTH FLORIDA SARASOTA MANATEE - SOUTH FLORIDA MUSEUM'S INSTITUTE FOR STEAM TEACHING: CENTER FOR PAINT	-50,000		
580	UNIVERSITY OF SOUTH FLORIDA ST PETE - CENTER FOR INNOVATION	-260,413		

**Fiscal Year 2017-18 Nonrecurring Appropriations  
Adjusted For Vetoes And Supplementals (Including Special Session A)**

Row#	Agency/Issue Title	General Revenue	State Trust Funds	Federal Trust Funds
581	UNIVERSITY OF SOUTH FLORIDA ST PETE - GREENHOUSE PROJECT	-72,500		
582	UNIVERSITY OF SOUTH FLORIDA ST PETE - MIDTOWN EARLY CARE AND EDUCATION COLLABORATIVE	700,000		
583	UNIVERSITY OF WEST FLORIDA - ADVANCED MANUFACTURING DESIGN STUDIO	351,000		
584	Total	20,027,047	0	0
585	<b>DEPARTMENT OF VETERANS AFFAIRS</b>			
586	ADDITIONAL MEDICAL/NON-MEDICAL AND RECREATIONAL EQUIPMENT AND FURNITURE IN STATE VETERANS' HOMES		1,136,000	
587	BENEFITS AND ASSISTANCE INCREASE STAFFING		56,908	
588	ENHANCEMENTS TO VETERANS' CRISIS SYSTEM SUPPORT LINE	400,000		
589	FLORIDA DEPARTMENT OF VETERANS' AFFAIRS AUDIT FINDINGS AND RECOMMENDATIONS		5,932	
590	FLORIDA DEPARTMENT OF VETERANS' AFFAIRS STATE VETERANS' NURSING HOME PROGRAM REPLACE VANS EQUIPPED TO TRANSPORT HANDICAPPED RESIDENTS		163,000	
591	FLORIDA DEPARTMENT OF VETERANS' AFFAIRS, FLORIDA IS FOR VETERANS INC., ENTREPRENEUR TRAINING GRANT	500,000		
592	FLORIDA DEPARTMENT OF VETERANS' AFFAIRS, FLORIDA IS FOR VETERANS, INC., WORKFORCE TRAINING GRANT AID TO LOCAL GOVERNMENTS	1,000,000		
593	HEALTH INFORMATION TECHNOLOGY SYSTEMS UPGRADE		168,944	
594	INCREASED CAPACITY	3,000,000	13,579,742	30,790,950
595	K9S FOR WARRIORS	50,000		
596	MAINTENANCE AND REPAIR		2,000,000	
597	Total	4,950,000	17,110,526	30,790,950
598		802,479,874	9,054,637,618	4,824,452,857

**Note (see Row#: 219, 229, 558, 560, 562, 572, 579, 580, 581):** Negative nonrecurring appropriations occur when it is intended that a reduction be a nonrecurring or one-time reduction to a recurring base appropriation resulting in the automatic restoration of the reduction in a subsequent year.

**Note (see Row#: 545, 546)** Items in these rows are nonrecurring funding provided in proviso on an appropriation category that is for recurring funding.

**Vetoed Appropriations Fiscal Year 2017-18**

<b>Line #</b>	<b>Title</b>	<b>General Revenue</b>	<b>Trust Fund</b>	<b>Total</b>
7	Aid To Local Governments - Grants And Aids - Florida Educational Finance Program	-	404,555,678	404,555,678
8	Aid To Local Governments - Grants And Aids - Class Size Reduction	-	103,776,356	103,776,356
9	Aid To Local Governments - Grants And Aids - District Lottery And School Recognition Program	-	134,582,877	134,582,877
91	Aid To Local Governments - Grants And Aids - Florida Educational Finance Program	7,750,817,167	70,438,902	7,821,256,069
92	Aid To Local Governments - Grants And Aids - Class Size Reduction	2,907,797,252	86,161,098	2,993,958,350
<b>Subtotal FEFP</b>		<b>10,658,614,419</b>	<b>799,514,911</b>	<b>11,458,129,330</b>
20	Eastern Florida State College - Center for Innovative Technology and Education - Melbourne (HB 2521)	2,000,000	-	2,000,000
20	Florida Gateway College - Olustee Campus Public Safety Facility (HB 2217)	400,000	-	400,000
20	Miami Dade College - Rem/Ren Fac 14 (Gym) for Justice Center - North	5,000,000	-	5,000,000
20	North Florida Community College - Rem/Ren Buildings 7 & 8 Clsrm/Lab - Madison (HB 2191)	3,094,530	-	3,094,530
20	St. Johns River State College - Ren/Add Labs & Supp Srv Bldg 1009 - Palatka (HB 4353)	4,000,000	-	4,000,000
21	Florida Gulf Coast University - Integrated Watershed and Coastal Studies	15,000,000	-	15,000,000
21	Florida International University - School of International & Public Affairs (HB 3461)	15,000,000	-	15,000,000
21	Florida State University - Interdisciplinary Research Commercialization Building (HB 4001)	8,000,000	-	8,000,000
21	Florida State University - Stem Teaching Lab (HB 2357)	5,000,000	-	5,000,000
21	Florida State University - Land Acquisition (HB 2215)	4,000,000	-	4,000,000
21	University of Florida - Music Building (HB 2663)	7,000,000	-	7,000,000
21	University of North Florida - Schultz Hall Building 9 Renovations (2269)	3,000,000	-	3,000,000
22	Bradford (1st of 3 years)	-	6,237,330	6,237,330
26 B	Grants And Aids To Local Governments And Nonstate Entities - Fixed Capital Outlay - Grants And Aids - Non-Public Higher Education Project	1,000,000	-	1,000,000
60 A	Grants And Aids To Local Governments And Nonstate Entities - Fixed Capital Outlay - Facility Repairs Maintenance And Construction	1,500,000	-	1,500,000
65	Identity Fraud Institute at Hodges University (HB 2173)	175,000	-	175,000
65	Florida Institute of Technology - Indian River Lagoon Research Institute (HB 3049)	325,000	-	325,000
66 A	Special Categories - Grants And Aids - Nova Southeastern University - Health Programs	2,000,000	-	2,000,000
66 B	Special Categories - Grants And Aids - Lecom / Florida - Health Programs	2,500,000	-	2,500,000
66 C	St. Leo University - Florida Hospital Wellness Center (HB 4081)	4,000,000	-	4,000,000
83	Business and Leadership Institute for Early Learning (HB 3409)	200,000	-	200,000
83	Literacy Jump Start Program (HB 2329)	-	110,000	110,000
107	Principal Autonomy Pilot Program Initiative as provided in section 1011.6202, Florida Statutes	210,000	-	210,000
107	Teach for America, Inc. - Florida (Nonrecurring Funds) (HB 2877)	1,403,750	-	1,403,750
108	Advancement Via Individual Determination (AVID) (Recurring Base Appropriations Project)	700,000	-	700,000
108	Early Childhood Music Education Incentive Pilot Program	250,000	-	250,000
109 A	Special Categories - Grants And Aids - Standard Student Attire Incentive Program	14,000,000	-	14,000,000
110	Knowledge is Power Program (KIPP) Jacksonville (Recurring Base Appropriations Project)	500,000	-	500,000
110	Learning for Life (Recurring Base Appropriations Project)	1,919,813	-	1,919,813
110	Pasco Regional STEM School/Tampa Bay Region Aeronautics (Recurring Base Appropriations Project)	750,000	-	750,000
110	Alternative Education Development Program (HB 3651)	400,000	-	400,000
110	Breakthrough Miami (HB 4101)	500,000	-	500,000
110	Communities in Schools (HB 3827)	2,200,000	-	2,200,000
110	Florida High-Demand Career Act (HB 3489)	2,900,000	-	2,900,000
110	Grow Your Own Teacher Scholarship (HB 4065)	100,000	-	100,000
110	Innovation and Engineering Pipeline Project (Senate Form 2231)	1,000,000	-	1,000,000
110	Jesus Christ Arch Angels Liberty Square Sports, Education and Wellness Program (HB 3537)	200,000	-	200,000
110	Kindness Matters (Senate Form 1584)	142,500	-	142,500
110	Knowledge is Power Program (KIPP) Jacksonville (HB 2787)	724,000	-	724,000
110	Life Changing Experiences (HB 3203)	142,700	-	142,700
110	Next Generation Agriculture Education Programs in Florida (HB 4249)	2,280,000	-	2,280,000
110	Next Generation Agricultural Education: Student (HB 3879)	1,000,000	-	1,000,000
110	Optimist Foundation of Greater Goulds Florida Youth Program (HB 4263)	170,000	-	170,000
110	RISE Summer Math Academy (HB 3961)	90,531	-	90,531
110	Seminole County Public Schools Aviation Program (HB 3305)	285,400	-	285,400

**Vetoed Appropriations Fiscal Year 2017-18**

<b>Line #</b>	<b>Title</b>	<b>General Revenue</b>	<b>Trust Fund</b>	<b>Total</b>
110	Small, Isolated Schools Supplement - Steinhatchee School (Senate Form 2216)	400,000	-	400,000
110	Volusia County Schools STEM/Blended Learning (HB 2003)	14,270	-	14,270
113 A	Academy at the Farm Agriculture Barn (Senate Form 2230)	300,000	-	300,000
113 A	High Growth Capital Outlay Assistance Grant Program (Senate Form 2243)	3,000,000	-	3,000,000
113 A	Performing Arts Auditorium at Zelda Glazer (HB 2753)	142,700	-	142,700
114	Central Florida Zoo/Seminole Schools Education Collaborative (HB 3199)	854,677	-	854,677
114	Li'l Abner Foundation Mission (Senate Form 1065)	100,000	-	100,000
114	North Florida School of Special Education Expansion Project (HB 3333)	500,000	-	500,000
124	Smart Horizons Career Online High School (HB 3743)	750,000	-	750,000
124	South Apopka Adult Community Education Center (Senate Form 1250)	150,000	-	150,000
124	Creating Careers for Non-College Bound Floridians Florida Automobile Dealers Association (HB 2235)	200,000	-	200,000
126	College of Central Florida - Appleton Museum	1,556,740	-	1,556,740
126	Daytona State College - Writing Lab Partnership with UCF	1,000,000	-	1,000,000
126	Eastern Florida State College - Critical Evaluation Learning Management System/Curriculum	500,000	-	500,000
126	Hillsborough Community College - Brandon Community Advantage Center	250,000	-	250,000
126	Palm Beach State College - Institute on Ethics	200,000	-	200,000
126	Polk State College - Expansion of Art Program	3,000,000	-	3,000,000
126	Santa Fe College - Rural and Urban Tech Initiative	100,000	-	100,000
126	Santa Fe College - Watson Center	100,000	-	100,000
126	State College of Florida Manatee-Sarasota - Learning Gateway (Manatee)	500,000	-	500,000
126	Tallahassee Community College Sterling Council	63,414	-	63,414
133	Study on the Current Price Level Index Methodology used in FEFP	100,000	-	100,000
133	Study Of The Effectiveness Of The Extra Hour Of Reading Instruction	500,000	-	500,000
140	Moffitt Cancer Center - Coalition for Medicinal Cannabis Research and Education Board	370,000	-	370,000
141	Florida Atlantic University - Max Planck Scientific Fellowship Program	1,050,000	-	1,050,000
141	Florida Gulf Coast University - Academic & Career Attainment	1,000,000	-	1,000,000
141	Florida International University - Center for Democracy	500,000	-	500,000
141	Florida International University - Center for Ethics & Professionalism	1,000,000	-	1,000,000
141	Florida International University - Center for Leadership	250,000	-	250,000
141	Florida International University - Washington Center for Internships	300,000	-	300,000
141	Florida State University - Charles Hilton Endowed Professorship	300,000	-	300,000
141	Florida State University - College of Law Scholarships/Faculty	1,000,000	-	1,000,000
141	Florida State University - Florida Campus Compact	608,111	-	608,111
141	Florida State University - Learning System Institute	250,000	-	250,000
141	Florida State University - Pepper Center Long Term Care Proposal	250,000	-	250,000
141	University of Central Florida - Downtown Presence	2,000,000	-	2,000,000
141	University of Central Florida - Dr. Phillips Center for Performing Arts	3,900,299	-	3,900,299
141	University of Central Florida - Istation	3,500,000	-	3,500,000
141	University of Central Florida - The Lou Frey Institute of Politics & Government	400,000	-	400,000
141	University of Florida - Lastinger Center for Learning	1,700,000	-	1,700,000
141	University of Florida - Lastinger Center Winning Reading Boost	200,000	-	200,000
141	University of North Florida - Culture of Completion & Career Initiative	2,000,000	-	2,000,000
141	University of South Florida - Expanded Library Services	347,000	-	347,000
141	University of South Florida - Florida Institute of Oceanography	1,174,500	-	1,174,500
141	University of South Florida, Sarasota/Manatee - Mote Marine Lab	483,031	-	483,031
141	University of South Florida, Sarasota/Manatee - PAInT Center for Partnerships Integrated Teaching	250,000	-	250,000
141	University of South Florida, Sarasota/Manatee - South Florida Museum's Institute for STEAM Teaching: Center for PAInT	50,000	-	50,000
141	University of South Florida, Sarasota/Manatee - STEM Programs at Mote	2,516,965	-	2,516,965
141	University of South Florida, St. Petersburg - Family Study Center	250,000	-	250,000
141	University of South Florida, St. Petersburg - Poynter Library Weekly Challenger Digital Collection	300,000	-	300,000
141	University of West Florida - Archaeology Program	1,100,000	-	1,100,000
141	University of West Florida - Nursing Practice Education Partnership	1,000,000	-	1,000,000
141	University of West Florida - Physical Therapy Education Partnership	1,000,000	-	1,000,000
141	Florida Atlantic University - Drug Discovery and Translation Research Partnership with Scripps Florida (HB 2101)	2,031,780	-	2,031,780
141	Florida Atlantic University - Honors College (HB 2227)	1,000,000	-	1,000,000
141	Florida Gulf Coast University - Honors College (HB 2211)	1,000,000	-	1,000,000
141	Florida International University - UP:LIFT (University Paradigm: Learn, Interact, Facilitate) (HB 2233)	5,000,000	-	5,000,000
141	Florida International University - Hazardous Substance Mitigation (HB 3785)	1,000,000	-	1,000,000
141	Florida State University - Health Equity Research Institute (HB 2907)	750,000	-	750,000
141	Florida State University - Next Generation Ultra-High Field Magnets (HB 3999)	300,000	-	300,000

**Vetoed Appropriations Fiscal Year 2017-18**

<b>Line #</b>	<b>Title</b>	<b>General Revenue</b>	<b>Trust Fund</b>	<b>Total</b>
141	University of Central Florida - Incubator (HB 3211)	750,000	-	750,000
141	University of Florida - St. Augustine Historic Building Roof Replacements (HB 3793)	250,000	-	250,000
141	University of North Florida - Highly Effective Teacher Grant (HB 3795)	700,000	-	700,000
141	University of South Florida - Collaborative Problem-Based Learning Educational Enhancement Program (Senate Form 1309)	1,480,000	-	1,480,000
141	University of South Florida, St. Petersburg - Citizen Scholar Partnership (HB 4229)	263,458	-	263,458
141	University of West Florida - Intelligent Systems and Robotics Ph.D. Program (HB 4277)	1,000,000	-	1,000,000
143	IFAS (Institute of Food and Agricultural Science) - 4-H and Family Initiative	1,000,000	-	1,000,000
143	IFAS (Institute of Food and Agricultural Science) - Bok Tower Educational Partnership	2,000,000	-	2,000,000
143	IFAS (Institute of Food and Agricultural Science) - Florida Ag Initiative	125,000	-	125,000
143	IFAS (Institute of Food and Agricultural Science) - Florida Horticulture Research, Science & Education	1,450,000	-	1,450,000
143	IFAS (Institute of Food and Agricultural Science) - Geomatics Education	636,120	-	636,120
143	IFAS (Institute of Food and Agricultural Science) - Tropical Aquaculture Laboratory	778,987	-	778,987
143	IFAS (Institute of Food and Agricultural Science) - Tropical Research and Education Center (HB 3759)	750,000	-	750,000
144	University of South Florida Medical Center - Sports Medicine & Athletics Related Trauma (SMART) Institute	2,397,019	-	2,397,019
145	University of Florida Health Center - College of Public Health and Health Professions Distance Learning Program	200,000	-	200,000
145	University of Florida Health Center - College of Pharmacy-Medical Cannabis Research (HB 3159)	2,000,000	-	2,000,000
145	University of Florida Health Center - Institute for Comparative Veterinary Diagnostics (HB 2131)	1,500,000	-	1,500,000
146	Florida State University Medical School - Evaluation of Behavioral Health System of Care in Florida (HB 2219)	489,619	-	489,619
166	Little Havana Activities and Nutrition Centers (LHANC) Home Health Care Program (HB 3529)	150,000	-	150,000
166	Saluscare - The Reach Institute Behavioral Health Services for Provider Training and Services (HB 3161)	442,709	-	442,709
166	Florida Health Choices (Senate Form 2262)	250,000	-	250,000
206	Provider Rate Increase for Pediatric Cardiology Services	750,000	1,204,413	1,954,413
216	Increase to the Intermediate Care Facilities for Developmentally Disabled (ICF/DD) Rates	1,000,000	1,605,523	2,605,523
243 A	Southwest Florida Autism Center (HB 3165)	62,000	-	62,000
243 A	Club Challenge (Senate Form 1784)	31,850	-	31,850
243 A	Arc of Tampa Bay's Solar Energy Initiative (HB 3887)	-	450,000	450,000
243 C	Grants And Aids To Local Governments And Nonstate Entities - Fixed Capital Outlay - The Arc Nature Coast Life Skills Center	425,000	-	425,000
243 D	Grants And Aids To Local Governments And Nonstate Entities - Fixed Capital Outlay - Youth And Family Alternatives - Commons At Speer Village	-	500,000	500,000
310 A	Managed Access to Child Healthcare/Partnership for Child Health (HB 2721)	100,000	-	100,000
358 A	Grants And Aids To Local Governments And Nonstate Entities - Fixed Capital Outlay - Facilities And Shelters Providing Services To Indigent Populations	218,000	-	218,000
369	AGAPE Network - Integrated Care Team, Behavioral Health Services (HB 3439)	567,250	-	567,250
369	South Florida Behavioral Network Involuntary Outpatient Services Pilot Project (HB 3455)	250,000	-	250,000
377 B	Grants And Aids To Local Governments And Nonstate Entities - Fixed Capital Outlay - Mental Health Substance Abuse Criminal Justice Diversion Facility - Okaloosa	100,000	-	100,000
377 C	Grants And Aids To Local Governments And Nonstate Entities - Fixed Capital Outlay - Henderson Behavioral Health Crisis Stabilization Unit - Broward County	500,000	-	500,000
377 D	Grants And Aids To Local Governments And Nonstate Entities - Fixed Capital Outlay - Fellowship House	67,000	-	67,000
394	Nassau Council on Aging - Feeding Seniors (HB 4041)	500,000	-	500,000
394	The Silver Club Program at WOW (HB 4055)	170,408	-	170,408
400 A	Easter Seals of South Florida - Kendall (HB 3263)	196,000	-	196,000
400 A	Easter Seals of South Florida - Hialeah (HB 3013)	150,000	-	150,000
400 B	North Miami Foundation for Senior Citizens Services, Inc. (Senate Form 1209)	1,000,000	-	1,000,000
447	Apopka Fresh Start Initiative (Senate Form 2227)	300,000	-	300,000
447	Fresh Stop Mobile Farmers Market (Senate Form 1785)	100,000	-	100,000
447	The Andrews Regenerative Medicine Center (HB 3997)	100,000	-	100,000
447	Miami Beach Community Health Center (HB 2883)	200,000	-	200,000

**Vetoed Appropriations Fiscal Year 2017-18**

<b>Line #</b>	<b>Title</b>	<b>General Revenue</b>	<b>Trust Fund</b>	<b>Total</b>
447	Premier Community Health Care- Pasco County (HB 4075)	250,000	-	250,000
447	AGAPE Community Health Center, Inc. (HB 2947)	500,000	-	500,000
447	Community Health Centers of Sarasota, Inc. (HB 2063)	100,000	-	100,000
447	Manatee ER Diversion (Senate Form 2232)	1,000,000	-	1,000,000
454	Florida Drug Discovery Acceleration Program at Torrey Pines Institute for Molecular Studies (HB 2143)	1,900,000	-	1,900,000
454	Torrey Pines Institute for Molecular Studies (HB 2549)	100,000	-	100,000
454	Coalition for Medicinal Cannabis Research within the Moffitt Cancer Center	750,000	-	750,000
463 A	Bithlo Community Health Center (Senate Form 1442)	400,000	-	400,000
504	Florida Emergency Medical Services Education Clearinghouse (HB 3627)	100,000	-	100,000
539 A	Foundation for Healthy Floridians (HB 4191)	-	750,000	750,000
751	Gadsden Sheriff's Office Second Chance Reentry Services Portal	200,000	-	200,000
1124	AMIKids Technology Match	1,650,000	-	1,650,000
1180	Fresh Ministries/Fresh Path Program	-	500,000	500,000
1180	Leon County Sheriff's Youth Adventure Camp	-	50,000	50,000
1180	New Horizons Day Treatment Program	-	250,000	250,000
1180	City of Riviera Beach	-	400,000	400,000
1180	Nehemiah Intervention Program	-	100,000	100,000
1180	Central Florida Mentoring Initiative	-	200,000	200,000
1184 A	Grants And Aids To Local Governments And Nonstate Entities - Fixed Capital Outlay - Grants And Aids To Local Governments And Nonstate Entities - Fixed Capital Outlay	750,000	-	750,000
1234	Citizens' Crime Watch Board of Miami-Dade County	100,000	-	100,000
1234	City of Lauderdale Lakes Crime Prevention Equipment	300,000	-	300,000
1234	Town of Callahan's Volunteer Fire Department Radios	40,000	-	40,000
1234	State of Florida Police Athlete/Activities League Youth Director's Program	300,000	-	300,000
1239 A	Nassau County Public Safety Training Center	500,000	-	500,000
1239 A	DeSoto County Critical Facility Construction	500,000	-	500,000
1239 A	Clay County Public Safety Training Facility	1,000,000	-	1,000,000
1239 A	Expansion/Remodel of the Town of Bay Harbor Islands Police Department Facility	200,000	-	200,000
1239 A	Thomas Varnadoe Forensic Center for Education and Research	4,300,000	-	4,300,000
1239 A	Vero Beach Police Department Firearms Facility	410,000	-	410,000
1239 A	Central Florida Multi-Jurisdictional Law Enforcement Training Facility	700,000	-	700,000
1365 E	Grants And Aids To Local Governments And Nonstate Entities - Fixed Capital Outlay - Florida State Fair Authority	2,090,000	-	2,090,000
1437 A	Special Categories - Citrus Canker Eradication Final Judgment - Broward County	20,941,328	-	20,941,328
1437 B	Special Categories - Citrus Canker Eradication Final Judgment - Lee County	16,475,800	-	16,475,800
1447	Miami International Agriculture, Horse and Cattle Show (HB 3765)	98,850	-	98,850
1455 A	Arcadia Rodeo Equestrian Facility (HB3071)	500,000	-	500,000
1455 A	Hendry County Fair & Livestock Show	445,913	-	445,913
1455 A	Lee Board of County Commissioners UF/IFAS	74,319	-	74,319
1455 A	Manatee River Fair Association	167,217	-	167,217
1455 A	Pasco County Fair Association (Senate Form 2186)	860,000	-	860,000
1484	Removal and Destruction of Infested Avocado Trees (Senate Form 1849)	250,000	-	250,000
1606 A	Bay Harbor Islands Sewer Lateral Lining Project (HB 3399)	500,000	-	500,000
1606 A	Brooksville Horselake Creek Southeastern Branch Drainage Restoration (HB 4087)	350,000	-	350,000
1606 A	City of Blountstown - Wastewater Effluent Discharge (HB 2479)	1,500,000	-	1,500,000
1606 A	City of Flagler Beach Wastewater Treatment Plant Improvements Phase 3 (HB 2643)	450,000	-	450,000
1606 A	City of Gulfport Private Lateral Lines Replacement Incentive Program (Senate Form 2240)	127,000	-	127,000
1606 A	City of Jacksonville LaSalle Street Pump Station Phase 1 (HB 2757)	350,000	-	350,000
1606 A	Coconut Creek Wastewater Conveyance System Improvement (HB 3823)	150,000	-	150,000
1606 A	Florida City Krome Avenue Water Line (HB 2671)	229,140	-	229,140
1606 A	Florida Ocean Alliance (HB 2349)	300,000	-	300,000
1606 A	Fort Myers Billy's Creek Restoration (HB 2559)	775,000	-	775,000
1606 A	Homosassa River Restoration (HB 2401)	350,000	-	350,000
1606 A	Lauderdale Lakes Stormwater Conveyance and Water Quality Improvement (HB 2117)	250,000	-	250,000
1606 A	Medley Seawall Expansion Phase II (HB 2033)	200,000	-	200,000
1606 A	Miami Springs Erosion Control and Stabilization of Drainage Canal Phase II (HB 3001)	500,000	-	500,000
1606 A	Neptune Beach Florida Boulevard Stormwater Culvert Improvements (HB 3933)	400,000	-	400,000
1606 A	North Bay Village Drainage Improvement Project (HB 2779)	500,000	-	500,000
1606 A	Palmetto Bay Drainage Sub-Basin #59/60 (HB 4237)	483,940	-	483,940
1606 A	Pasco County Culvert Reconditioning (HB 3569)	562,500	-	562,500



**Vetoed Appropriations Fiscal Year 2017-18**

<b>Line #</b>	<b>Title</b>	<b>General Revenue</b>	<b>Trust Fund</b>	<b>Total</b>
1606 A	Pasco County Gulfview/Salt Springs Culvert Expansion (HB 3877)	400,000	-	400,000
1606 A	Pembroke Park John P. Lyons Lane Stormwater Pumping Station (Senate Form 1886)	500,000	-	500,000
1606 A	Penney Farms Water System Piping Replacement (HB 4313)	500,000	-	500,000
1606 A	Royal Palm Beach Canal System Rehabilitation Project (HB 2457)	475,000	-	475,000
1606 A	Sanibel Donax Wastewater Reclamation Facility Plant 1 Upgrade Project (HB 4253)	1,427,000	-	1,427,000
1606 A	Sanibel Jordan Marsh Water Quality Treatment Park (HB 4251)	150,000	-	150,000
1606 A	Shell Key Access and Water Quality Improvement Project (HB 2071)	1,000,000	-	1,000,000
1606 A	Surfside Biscaya Island Water Main Crossing (HB 3411)	124,000	-	124,000
1606 A	Tamarac Culvert-Headwall Project 2017 (HB 3171)	400,000	-	400,000
1606 A	Tarpon Springs Anclote River Dredge Project (4279)	920,973	-	920,973
1606 A	Venice Water Main Replacement Phase 5 (HB 2059)	500,000	-	500,000
1606 A	Village of Pinecrest Waterline Extension Project (HB 3355)	500,000	-	500,000
1606 A	West Miami Potable Phase I (HB 3659)	500,000	-	500,000
1606 B	Grants And Aids To Local Governments And Nonstate Entities - Fixed Capital Outlay - Site Cleanup / Community Development	2,000,000	-	2,000,000
1613 A	Grants And Aids To Local Governments And Nonstate Entities - Fixed Capital Outlay - Miami River Commission - Miami River Environmental River Restoration	150,000	-	150,000
1614	Sand and Grit	-	2,000,000	2,000,000
1700 A	Historic Spring Park Public Access St. Johns River (HB 4319)	600,000	-	600,000
1812 A	Grants And Aids To Local Governments And Nonstate Entities - Fixed Capital Outlay - Grant And Aids - Manatee County Robinson Preserve Habitat Restoration	600,000	-	600,000
1812 B	Grants And Aids To Local Governments And Nonstate Entities - Fixed Capital Outlay - Grants And Aids - Orphan Vessel Grounding Restoration	604,735	-	604,735
1859 B	Grants And Aids To Local Governments And Nonstate Entities - Fixed Capital Outlay - Zoo Miami	1,000,000	-	1,000,000
1859 C	Grants And Aids To Local Governments And Nonstate Entities - Fixed Capital Outlay - Brevard Zoo Center For Conservation Research	1,126,000	-	1,126,000
1865	Fuel/Fleet Management System Upgrade - Syn-Tech Systems (HB 2489)	-	1,125,000	1,125,000
1869	Smart City Challenge Grant Program (Senate Form 1827)	-	325,000	325,000
1870	Daytona Beach International Airport Economic Development (HB 2151)	-	3,000,000	3,000,000
1872	High Springs Newberry Rail Trail (HB 2689)	-	500,000	500,000
1877	County Road 220 3R, Railroad and Safety Improvements (Senate Form 1904)	-	2,750,000	2,750,000
1879	City of South Bay Park of Commerce - Inland Port Development (Senate Form 2255)	-	1,000,000	1,000,000
1913	CR 437 Realignment Complete Street - Lake County (HB 3977)	-	3,000,000	3,000,000
1913	Boutwell Road/Lake Worth Park of Commerce Improvements (HB 2241)	-	3,000,000	3,000,000
1913	Williamson Boulevard 4 Lining, Daytona Beach (HB 2289)	-	2,950,000	2,950,000
1913	City of Venice Road Improvements Phase II (HB 2061)	-	1,000,000	1,000,000
1913	City of West Park, Neighborhood Traffic Calming Plan (HB 2423)	-	750,000	750,000
1913	Santa Rosa County, I-10 Industrial Park, Phase 2 Access Road (HB 4067)	-	1,000,000	1,000,000
1913	P.J. Adams Parkway Widening, Okaloosa County (Senate Form 2129)	-	1,750,000	1,750,000
1913	Commerce Parkway Connector Road, City of Bunnell (Senate Form 2224)	-	50,000	50,000
1918	Veterans Memorial Bridge Replacement in Leon County (HB 2487)	-	530,000	530,000
1918	Fort Denaud Bridge Rehabilitation, Hendry County (Senate Form 1152)	-	1,000,000	1,000,000
1921 A	Sweetwater Complete Streets Project (HB 2997)	-	500,000	500,000
1921 A	Interstate 75 & Overpass Road Interchange (HB 3573)	-	15,000,000	15,000,000
1921 A	87th Avenue Ramp to Miami-Dade Expressway (MDX) 924 (HB 2031)	-	1,000,000	1,000,000
1921 A	Sunny Isles Beach Complete Streets Project (HB 3863)	-	250,000	250,000
1921 A	River Road (HB 2465)	-	3,000,000	3,000,000
1921 A	TBARTA Moving The Region Forward (HB 3663)	-	250,000	250,000
1921 A	Parkland Roadway Stabilization (HB 3817)	-	250,000	250,000
1921 A	Southwest Ranches Street Lighting Project (HB 2195)	-	200,000	200,000
1921 A	Town of Davie - Davie Road Downtown Improvements (HB 2619)	-	220,000	220,000
1921 A	City of Pembroke Pines Senior Transportation Program (HB 2731)	-	218,181	218,181
1921 A	SW 25th Street/SW 48th Avenue Drainage Improvement (HB 3035)	-	250,000	250,000
1921 A	Airport Industrial Park Connector Road and Utilities Project (HB 4289)	-	3,000,000	3,000,000
1921 A	University Drive North Resurfacing (HB 3167)	-	300,000	300,000
1921 A	Southwest Ranches Safety Guardrail (HB 3145)	-	375,000	375,000
1921 A	Poston Drive Roadway Improvements (HB 3635)	-	261,303	261,303
1921 A	Beulah Interchange at I-10 & Infrastructure (HB 3773)	-	250,000	250,000
1921 A	Nassau Oaks Subdivision Roadway Improvements (HB 3089)	-	250,000	250,000
1921 A	Port of Fernandina- Multipurpose Dock Crane and Warehouse (HB 3859)	-	3,000,000	3,000,000
1921 A	Sandspur Regional Connector in the City of Maitland (HB 2255)	-	375,000	375,000
1921 A	Pine Hills Road and Silver Star Road Intersection Design of Pedestrian and Bicycle Safety Improvements (Senate Form 2094)	-	200,000	200,000

**Vetoed Appropriations Fiscal Year 2017-18**

<b>Line #</b>	<b>Title</b>	<b>General Revenue</b>	<b>Trust Fund</b>	<b>Total</b>
1921 A	State Road 687 (3rd and 4th streets) and 8th/MLK Streets Downtown St. Petersburg-Preliminary Engineering Study to Convert One Way to Two Way Street (HB 4395)	-	200,000	200,000
1921 A	State Road 7 Pedestrian Lights, City of West Park (HB 2491)	-	650,000	650,000
1921 A	Wilton Manors Sidewalk Connectivity, Broward County (HB 3339)	-	600,000	600,000
1921 A	City of Jacksonville, Crosswalk Countdown Traffic Signal Heads Installation (HB 2333)	-	1,231,072	1,231,072
1921 A	Forward Pinellas Waterborne Transportation (Senate Form 1344)	-	1,000,000	1,000,000
1921 A	PD&E Study of Clinton Avenue Intersection Realignment at U.S. 98 and U.S. 301, Pasco County (HB 3571)	-	500,000	500,000
1921 A	Lauderdale Lakes Comprehensive Sidewalk Improvement Project (HB 2541)	-	200,000	200,000
1921 A	OLLI-Automated / Driverless Advanced Technology Transportation Shuttle Program, Duval County (HB 3831)	-	250,000	250,000
1921 A	Walton County, CR 30-A, Intermodal Transportation Innovation Program (HB 4207)	-	1,960,000	1,960,000
1921 A	Bridge Road Town Center Project, Martin County (HB 2079)	-	3,630,000	3,630,000
1921 A	Mapp Road Town Center Project in Palm City (HB 2297)	-	2,000,000	2,000,000
1921 A	DIA Downtown Street Light Improvements, Duval County (Senate Form 2270)	-	1,400,000	1,400,000
1921 A	Hogan's Creek Greenway, Duval County (Senate Form 2271)	-	535,000	535,000
1921 A	Northbank Riverwalk, Gefen Bridge (Senate Form 2269)	-	200,000	200,000
1921 A	Coral Springs Westside Facility Hardening (HB 3809)	-	750,000	750,000
1921 A	Multi-Modal Transit Station, Downtown Palmetto Bay (HB 4239)	-	428,912	428,912
1921 A	U.S. 301/Relmagine Gall Boulevard (HB 3705)	-	350,000	350,000
1922	5 County Bridge Inspection Pilot Program for Unmanned Vehicles (Senate Form 1493)	-	635,000	635,000
1986 B	Special Categories - Florida Criminal Justice Reform Research	300,000	-	300,000
2040	Building Code Enforcement Training Program (HB 2713)	-	150,000	150,000
2041	Construction Industry Workforce Task Force (HB 2717)	-	150,000	150,000
2048 A	Financial Assistance Payments - Real Estate Scholarships	-	150,000	150,000
2198 A	Embry Riddle Manufacturing Academy and Apprenticeship Internship (Base Appropriation Project Funded as Nonrecurring)	2,000,000	-	2,000,000
2198 A	City of Rivera Beach Summer Youth Employment Program (Senate Form 1545)	500,000	-	500,000
2198 A	HART Hyperlink - Downtown Tampa Zone (HB 4033)	300,000	-	300,000
2203 A	Special Categories - Grants And Aids - Business Partnerships/Skill Assessment And Training	-	2,500,000	2,500,000
2224 M	DeSoto County Public Safety Building (HB 3565)	350,000	-	350,000
2224 M	Community Center - Passive Trail Head - City of Oviedo (HB 3193)	100,000	-	100,000
2224 M	Quail Pond Circle Complete Street/Pedestrian Connectivity Improvements (HB 2257)	282,366	-	282,366
2224 M	Riverwalk/Boardwalk Extension Project (2201)	200,000	-	200,000
2224 M	City of St. Cloud Downtown Revitalization Phase I (HB 4323)	900,000	-	900,000
2224 M	North Bay Village Boardwalk & Economic Revitalization Project (HB 3741)	250,000	-	250,000
2224 M	City of Milton - Riverwalk (HB 3129)	1,000,000	-	1,000,000
2224 M	City of Clearwater Ruth Eckerd Hall Expansion (HB 2957)	1,000,000	-	1,000,000
2224 M	Marine Statue Garden Feasibility Study (Senate Form 2120)	150,000	-	150,000
2224 M	Apollo School Rehabilitation and Site Improvement (HB 2097)	100,000	-	100,000
2224 M	Fort Myers Gulf Coast Multi-Use Trail Feasibility Study (HB 3317)	600,000	-	600,000
2224 M	Centennial Park Playground Equipment Replacement, Downtown Fort Myers (HB 2557)	228,000	-	228,000
2224 M	Sirenia Vista Park Utilities Extension Project (HB 3157)	125,000	-	125,000
2224 M	Madeira Beach Lighting Project (HB 3039)	200,000	-	200,000
2224 M	Beyond the Bay, The Florida Orchestra (HB 4387)	500,000	-	500,000
2224 M	African Cultural and Community Center (Senate Form 1336)	212,000	-	212,000
2224 M	Freeport Cultural Center (HB 4193)	100,000	-	100,000
2224 M	Old City Hall Community Auditorium Economic Development Project (HB 3557)	250,000	-	250,000
2224 M	Countryside Sports Complex, City of Clearwater (HB 2953)	1,000,000	-	1,000,000
2224 M	Sunshine Limitless Activity Area at the Long Center (HB 2535)	200,000	-	200,000
2224 M	City of Jennings, Florida Community Center (HB 2221)	250,000	-	250,000
2224 M	Town of White Springs, Florida Community Center (HB 2243)	200,000	-	200,000
2224 M	Palm Beach Zoo and Conservation Society, Safety and Preparedness Program (HB 2815)	300,000	-	300,000
2224 M	CreationStation Digital Learning Labs in the Palm Beach County Library System (HB 2197)	200,000	-	200,000
2224 M	Highland Park Field Lights (HB 2103)	200,000	-	200,000
2224 M	NeighborWorks Florida Collaborative (Senate Form 2121)	450,000	-	450,000
2224 M	Miami Downtown Development Authority - Baywalk (HB 3419)	500,000	-	500,000
2224 M	Aventura-NE 191st Street Stormwater Retrofits (HB 3393)	400,000	-	400,000
2224 M	Bal Harbor Village - Utility Master Plan (HB 3395)	50,000	-	50,000

**Vetoed Appropriations Fiscal Year 2017-18**

Line #	Title	General Revenue	Trust Fund	Total
2224 M	Pinellas Park, Pinebrook Estates Pond Improvements (HB 2287)	300,000	-	300,000
2224 M	Orchard Pond Greenway Trail, Phase II, Leon County (HB 3725)	300,000	-	300,000
2224 M	Regional Multi-Use Athletic Tournament Complex in the City of Stuart (HB 2141)	1,000,000	-	1,000,000
2224 M	Design District Public Infrastructure Improvements (HB 3431)	500,000	-	500,000
2226 F	Special Categories - Grants And Aids - Institute For The Commercialization Of Public Research	-	5,500,000	5,500,000
2226 H	St. Petersburg Tech Garage Program (HB 3523)	400,000	-	400,000
2226 H	Makerspace (HB 2847)	400,000	-	400,000
2226 H	CEDIA Violence Prevention & Economic Development Project (HB 3505)	500,000	-	500,000
2226 H	StartUp FIU (HB 2995)	1,000,000	-	1,000,000
2226 H	Beaver Street Enterprise Center (HB 4131)	400,000	-	400,000
2226 H	Tampa Bay Center for Innovation (HB 2965)	1,000,000	-	1,000,000
2226 H	Naples Accelerator Innovation Center and Immokalee Food & Agribusiness (HB 2213)	1,200,000	-	1,200,000
2226 H	Florida Atlantic University Tech Runway (HB 2163)	1,200,000	-	1,200,000
2226 H	Deering Estate Field Station Research Center Improvements (HB 4233)	1,200,000	-	1,200,000
2226 H	National Entrepreneur Center, UCF Research Foundation (HB 3909)	400,000	-	400,000
2226 H	The e-Factory in Tampa Bay (HB 2567)	600,000	-	600,000
2226 H	Bonifay Memorial Park, Phase II (HB 4179)	800,000	-	800,000
2226 H	Riverside Artist Market Phase II (Senate Form 2264)	500,000	-	500,000
2333	Transparency Florida Website (Senate Form 1854)	-	500,000	500,000
2344	Unclaimed Property Management Information System (UPMIS) Business Needs Analysis	-	250,000	250,000
2575	Comprehensive Mapping Initiative - Phase I	-	150,000	150,000
2590	Southwest Ranches Regional Emergency Operations and Distribution Center (HB 3155)	-	300,000	300,000
2590	The Adrienne Arsht Center's Zone Emergency Response Operations Center (HB 3423)	-	264,000	264,000
2590	Tallahassee, Leon County, Pre-Disaster Mitigation Center (HB 2459)	-	1,000,000	1,000,000
2604	American Bikers Aiming Toward Education of Florida, Inc. (ABATE) (Senate Form 1235)	-	300,000	300,000
2612	Urban Transportation Research (Senate Form 1874)	-	65,000	65,000
2616	Urban Transportation Research (Senate Form 1874)	-	75,000	75,000
2632	Feasibility Study to Relocate the Florida Highway Patrol Academy to Polytech University (Senate Form 2095)	-	150,000	150,000
2652	Audit of Independent Entities and Motor Vehicle Brokers	-	150,000	150,000
2656	Digital Proof of Driver Licenses	-	150,000	150,000
2727	Custodial Staffing Services	-	-	-
2869 B	Special Categories - Wakulla County Statewide Law Enforcement Radio System (Slers)	507,465	-	507,465
2936	Contract with Northwest Regional Data Center	-	100,000	100,000
3034	Aerial Photography (HB 2729)	79,991	-	79,991
3048 A	Special Categories - Child Support Employment And Verification Tool	800,000	-	800,000
3107	Purchase of Artifacts from the Armed Forces Military Museum (HB 3895)	300,000	-	300,000
3107	Okaloosa County Historical Museum Cooperative (HB 3849)	30,000	-	30,000
3107	General Bernardo de Galvez Monument Project (HB 3775)	100,000	-	100,000
3107	McCollum Hall Preservation, Phase III in Lee County (Senate Form 2133)	500,000	-	500,000
3107	Restoration Completion of the Historic Hernando School (HB 2145)	396,400	-	396,400
3107	Historic Cocoa Village Playhouse Inc., Brevard County (HB 3709)	272,661	-	272,661
3107	Dixie Highway Landing Column Reconstruction in the City of Lakeland (Senate Form 2098)	50,000	-	50,000
3112 A	Camp Matecumbe Historic Chapel Restoration (HB3441)	275,000	-	275,000
3112 A	Historic Gulfview Hotel Restoration (HB 3851)	300,000	-	300,000
3112 A	Repairs to Port Boca Lighthouse (Senate Form 2211)	89,435	-	89,435
3127	Library Technology Grant Program	3,000,000	-	3,000,000
3127	Parkland Library Master Plan Expansion in Broward County (HB 3825)	100,000	-	100,000
3139	St. Petersburg Warehouse Arts District Project (HB 2353)	400,000	-	400,000
3139	African American History Museum at Historic Roosevelt High School, Palm Beach County Senate Form 2131)	350,000	-	350,000
3139	Education and Access to Performing Arts Program (HB 2351)	500,000	-	500,000
3139	PIAG Museum (HB 4269)	263,000	-	263,000
3144 A	Orlando Science Center (HB 3615)	250,000	-	250,000
3166 A	Courthouse Emergency Renovation Repairs (Nassau County Courthouse)	300,000	-	300,000
3181	Flagler County Senior Judge Funding	52,000	-	52,000
3181	Citrus County Senior Judge Funding	52,000	-	52,000
3186	Flagler County Senior Judge Funding	100,000	-	100,000
3186	Citrus County Senior Judge Funding	100,000	-	100,000
3187	Problem Solving Court-Driver's License Reinstatement Pilot Program	250,000	-	250,000

**Vetoed Appropriations Fiscal Year 2017-18**

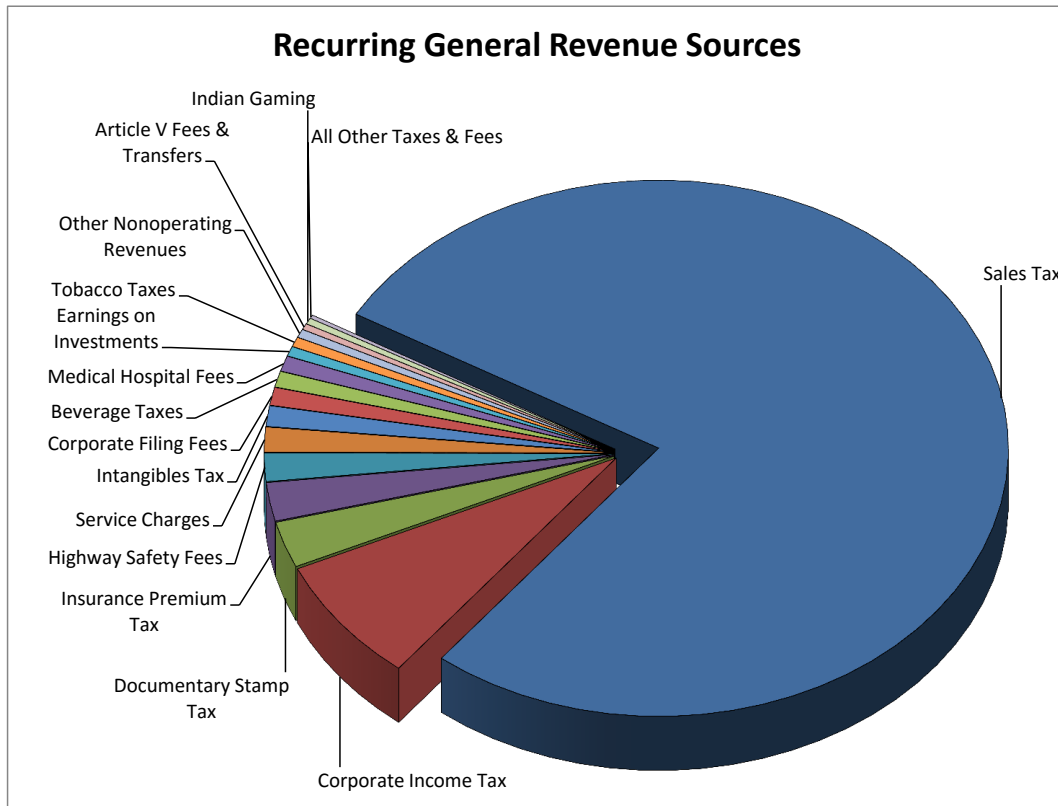
<b>Line #</b>	<b>Title</b>	<b>General Revenue</b>	<b>Trust Fund</b>	<b>Total</b>
<b>Subtotal Line Items</b>		<b>10,967,415,583</b>	<b>895,175,645</b>	<b>11,862,591,228</b>
B0070	Revert and Reappropriate - Removal of Abandoned Citrus Groves	1,500,000	-	1,500,000
B0077	Revert and Reappropriate - Niceville Public Landing and Bayou Restoration Access Facility (HB 3841)	-	500,000	500,000
B0091	Revert and Reappropriate - Automating Data Analysis and Optimizing Resources	-	1,750,000	1,750,000
B0092	Revert and Reappropriate - Opa Locka Airport/Roadway Infrastructure Improvements	-	1,000,000	1,000,000
B0094	State Economic Enhancement and Development Trust Fund (SEED TF) Sweep	-	72,100,000	72,100,000
B0094	Operating Trust Fund Sweep - Florida Department of Law Enforcement	-	5,000,000	5,000,000
B0094	Legal Affairs Revolving Trust Fund Sweep	-	10,000,000	10,000,000
B0094	Crime Stoppers Trust Fund Sweep	-	5,000,000	5,000,000
B0094	Motor Vehicle Warranty Trust Fund Sweep	-	2,000,000	2,000,000
<b>Subtotal Other Vetoes</b>		<b>1,500,000</b>	<b>97,350,000</b>	<b>98,850,000</b>
<b>Grand Total</b>		<b>10,968,915,583</b>	<b>992,525,645</b>	<b>11,961,441,228</b>
* Vetoes from Section 8 and above which reflect vetoes of revenues or other actions not considered appropriations will not be included in the "Less Vetoed Items" line in Chart 8.				

**Chart 9**  
**Projected FY 2017-18 Recurring General Revenue Sources**  
**Adjusted for Measures Affecting Revenue (Including Special Session A)**  
**(Dollars In Millions)**

<b>Funding Source</b>	<b>Dollars</b>	<b>Percent</b>
Sales Tax	24,068.8	77.3%
Corporate Income Tax	2,350.2	7.6%
Documentary Stamp Tax	865.0	2.8%
Insurance Premium Tax	723.0	2.3%
Highway Safety Fees	529.1	1.7%
Service Charges	468.1	1.5%
Intangibles Tax	384.9	1.2%
Corporate Filing Fees	335.2	1.1%
Beverage Taxes	296.8	1.0%
Medical Hospital Fees	287.9	0.9%
Earnings on Investments	182.5	0.6%
Tobacco Taxes	181.2	0.6%
Other Nonoperating Revenues	156.6	0.5%
Article V Fees & Transfers	113.0	0.4%
Indian Gaming	113.7	0.4%
All Other Taxes & Fees	65.0	0.2%
<b>Total Recurring General Revenue</b>	<b>31,121.0</b>	<b>100.0%</b>
Less: Refunds	(331.3)	
<b>Net Recurring General Revenue</b>	<b>30,789.7</b>	

Note: As displayed here, recurring General Revenue sources do not include any Outlook adjustments for federal funds interest payments.

Note: The sources listed represent the top 15 revenue sources in descending order of size. "All Other Taxes & Fees" includes the smallest revenue sources including Other Taxes and Fees, the Parimutuels Tax and the Severance Tax. Subtotals and totals may not add due to rounding.



**GENERAL REVENUE FUND**  
**CONSENSUS REVENUE ESTIMATING CONFERENCE**  
**RETROSPECT**  
FY 2014-15 and FY 2015-16  
(\$ MILLIONS)

DATE: November 14, 2016

	<u>RECURRING</u>	<u>NON- RECURRING</u>	<u>TOTAL</u>
<b>FUNDS AVAILABLE 2014-15</b>			
Balance Forward from 2013-14	0.0	2,581.3	2,581.3
Revenue Collections	27,621.3	66.1	27,687.4
Transfers from Trust Funds	0.0	278.0	278.0
Miscellaneous Adjustments	0.0	0.2	0.2
Fixed Capital Outlay Reversions	0.0	0.3	0.3
Federal Funds Interest Payment	(0.0)	0.0	(0.0)
Total 2014-15 Funds Available	27,621.3	2,926.0	30,547.3
<b>EXPENDITURES 2014-15</b>			
Operations	13,139.2	452.8	13,592.0
Aid to Local Government	13,475.4	94.3	13,569.7
Fixed Capital Outlay	82.6	126.4	209.0
Fixed Capital Outlay/Aid to Local Government	9.9	223.2	233.1
Transfer to Budget Stabilization Fund	0.0	214.5	214.5
Transfer to PECO Trust Fund	0.0	169.9	169.9
Transfer to Florida Forever Trust Fund	0.0	10.0	10.0
Miscellaneous Nonoperating Expenditures	0.0	9.3	9.3
Total 14-15 Expenditures	26,707.1	1,300.4	28,007.4
ENDING BALANCE	914.2	1,625.6	2,539.8

The cash balance in the Budget Stabilization Fund (not shown here) at the end of FY 2014-15 was \$1,139.2 million and includes the FY 2014-15 repayment. The revenue collections for FY 2014-15 do not include \$136.5 million of receipts associated with the 2.6% commercial electricity tax swap authorized by Chapter 2014-38, L.O.F. Pursuant to this law, these funds are now reported as Gross Receipts Tax revenue and are deposited in the PECO Trust Fund.

<b>FUNDS AVAILABLE 2015-16</b>			
Balance Forward from 2014-15	0.0	2,539.8	2,539.8
Revenue Collections	28,490.5	(161.5)	28,329.0
Transfers from Trust Funds	0.0	190.0	190.0
DMS/DOC Bond Proceeds Reimbursement	0.0	7.2	7.2
Miscellaneous Adjustments	0.0	0.1	0.1
Fixed Capital Outlay Reversions	0.0	7.9	7.9
Federal Funds Interest Payment	(0.0)	0.0	(0.0)
Total 2015-16 Funds Available	28,490.5	2,583.6	31,074.0
<b>EXPENDITURES 2015-16</b>			
Operations	14,017.3	329.7	14,347.0
Aid to Local Government	14,120.0	48.8	14,168.8
Fixed Capital Outlay	59.2	80.4	139.6
Fixed Capital Outlay/Aid to Local Government	3.2	157.4	160.6
Transfer to Budget Stabilization Fund	0.0	214.5	214.5
Transfer to PECO Trust Fund	0.0	128.9	128.9
Transfer to Clerk of Courts Trust Fund	0.0	12.9	12.9
Miscellaneous Nonoperating Expenditures	0.0	10.0	10.0
Total 15-16 Expenditures	28,199.7	982.5	29,182.3
ENDING BALANCE	290.7	1,601.0	1,891.8

The cash balance in the Budget Stabilization Fund (not shown here) at the end of FY 2015-16 was \$1,353.7 million and includes the FY 2015-16 final repayment. The revenue collections for FY 2015-16 do not include payments received by the state that are related to the continuation of banked card games. These payments are being accounted for separately (effectively held in reserve) and totaled \$57.5 million in FY 2015-16.

**GENERAL REVENUE FUND**  
**FINANCIAL OUTLOOK STATEMENT**

Post-Session, Including 2017 Regular Session and Special Session A  
FY 2016-17 through FY 2021-22  
(\$ MILLIONS)

DATE: July 11, 2017

	<u>RECURRING</u>	<u>NON- RECURRING</u>	<u>TOTAL</u>
<b>FUNDS AVAILABLE 2016-17</b>			
Balance Forward from 2015-16 (D)	0.0	1,891.8	1,891.8
Estimated Revenues (D)	29,607.8	(48.9)	29,558.9
Measures Affecting Revenues (2017 Special Session A)	(21.5)	21.5	0.0
BP Settlement Agreement Payment (E)	26.7	73.3	100.0
HB 5001 (2016) Transfers from Trust Funds (Net of Vetoes; SA 605, s. 106)	0.0	260.9	260.9
Fixed Capital Outlay Reversions	0.0	1.5	1.5
Federal Funds Interest Earnings Rebate	(0.2)	0.0	(0.2)
Total 2016-17 Funds Available (B) (D) (E)	29,612.8	2,200.1	31,812.9
<b>EFFECTIVE APPROPRIATIONS 2016-17</b>			
State Operations	15,009.7	354.6	15,364.3
Aid to Local Government	14,395.8	170.1	14,565.9
Fixed Capital Outlay	58.9	121.8	180.7
Fixed Capital Outlay/Aid to Local Government	3.2	200.4	203.6
HB 5001 (2016) Transfer to Budget Stabilization Fund (s. 107) (A)	0.0	30.7	30.7
Transfer to Lawton Chiles Endowment Fund (Ch. 2012-33, L.O.F.) (C)	0.0	0.0	0.0
HB 5001 (2016) Reappropriations (Net of Vetoes)	0.0	75.8	75.8
Budget Amendments - Zika Virus Response (#38,161,169)	0.0	61.2	61.2
Budget Amendments - Bridge Loans (#138,188)	0.0	5.0	5.0
Budget Amendments - Hurricane Response (#184,186,188,207,262, 270,335,337,320)	0.0	71.2	71.2
SB 2500 (2017) Transfer to Clerks of Court Trust Fund (s. 56)	0.0	7.0	7.0
SB 2500 (2017) Reversions (ss. 22, 28)	0.0	(55.3)	(55.3)
SB 2500 (2017) Supplemental Appropriations (ss. 29,31,35,57,58,93)	0.0	61.5	61.5
Regular Session Bills with Appropriations (Net of Vetoes)	0.0	3.0	3.0
Total 2016-17 Effective Appropriations	29,467.6	1,107.0	30,574.6
<b>ENDING BALANCE (B) (C) (D) (E)</b>	<b>145.2</b>	<b>1,093.1</b>	<b>1,238.3</b>
<b>FUNDS AVAILABLE 2017-18</b>			
Balance Forward from 2016-17 (D)	0.0	1,238.3	1,238.3
Estimated Revenues	30,835.6	(117.7)	30,717.9
Measures Affecting Revenues (2017 Regular Session)	(100.1)	102.5	2.4
Measures Affecting Revenues (2017 Special Session A)	54.2	19.3	73.5
BP Settlement Agreement Payment (E)	26.7	(26.7)	0.0
SB 2500 (2017) Transfers from Trust Funds (Net of Vetoes; SA 588, s. 94)	0.0	456.3	456.3
Unused Appropriations/Reversions	0.0	96.3	96.3
Fixed Capital Outlay Reversions	0.0	2.0	2.0
Federal Funds Interest Earnings Rebate	(0.7)	0.0	(0.7)
Total 2017-18 Funds Available (A) (B) (C) (D) (E)	30,815.7	1,770.3	32,586.0

	<u>RECURRING</u>	<u>NON- RECURRING</u>	<u>TOTAL</u>
<b>EFFECTIVE APPROPRIATIONS 2017-18</b>			
SB 2500 (2017) General Appropriations Act (ss. 1-7)	30,168.3	753.1	30,921.4
SB 2500 (2017) Vetoes (ss. 1-7)	(10,937.0)	(30.4)	(10,967.4)
HB 3-A (2017) Florida Education Finance Program Appropriations	10,936.9	(63.2)	10,873.7
SB 2500 (2017) Failed Contingency (SAs 126B-126H)	(1.7)	0.0	(1.7)
SB 2500 (2017) Transfer to Budget Stabilization Fund (s. 95) (A)	0.0	32.1	32.1
Regular Session Bills with Appropriations (Net of Vetoes)	526.9	40.6	567.5
HB 1-A and 8-A (2017) Appropriations (Net of Vetoes)	9.2	105.6	114.8
Total 2017-18 Effective Appropriations	30,702.6	837.8	31,540.4
<b>ENDING BALANCE (B) (C) (D)</b>	<b>113.1</b>	<b>932.5</b>	<b>1,045.6</b>
<b>FUNDS AVAILABLE 2018-19</b>			
Balance Forward from 2017-18	0.0	1,045.6	1,045.6
Estimated Revenues	32,065.9	(18.0)	32,047.9
Measures Affecting Revenues (2017 Regular Session)	(102.9)	(3.7)	(106.6)
Measures Affecting Revenues (2017 Special Session A)	54.2	17.8	72.0
BP Settlement Agreement Payment (E)	26.7	0.0	26.7
Unused Appropriations/Reversions	0.0	96.3	96.3
Fixed Capital Outlay Reversions	0.0	2.0	2.0
Federal Funds Interest Earnings Rebate	(0.4)	0.0	(0.4)
Total 2018-19 Funds Available (A) (B) (C) (E)	32,043.5	1,140.0	33,183.5
<b>FUNDS AVAILABLE 2019-20</b>			
Estimated Revenues	33,332.9	68.5	33,401.4
Measures Affecting Revenues (2017 Regular Session)	(105.5)	(85.8)	(191.3)
Measures Affecting Revenues (2017 Special Session A)	54.1	14.7	68.8
BP Settlement Agreement Payment (E)	26.7	0.0	26.7
Unused Appropriations/Reversions	0.0	96.3	96.3
Fixed Capital Outlay Reversions	0.0	2.0	2.0
Federal Funds Interest Earnings Rebate	(0.4)	0.0	(0.4)
Total 2019-20 Funds Available (A) (B) (C) (E)	33,307.8	95.7	33,403.5
<b>FUNDS AVAILABLE 2020-21</b>			
Estimated Revenues	34,516.9	(7.7)	34,509.2
Measures Affecting Revenues (2017 Regular Session)	(107.9)	(1.4)	(109.3)
Measures Affecting Revenues (2017 Special Session A)	54.1	7.7	61.8
BP Settlement Agreement Payment (E)	26.7	0.0	26.7
Unused Appropriations/Reversions	0.0	96.3	96.3
Fixed Capital Outlay Reversions	0.0	2.0	2.0
Federal Funds Interest Earnings Rebate	(0.4)	0.0	(0.4)
Total 2020-21 Funds Available (A) (B) (C) (E)	34,489.4	96.9	34,586.3



	<u>RECURRING</u>	<u>NON- RECURRING</u>	<u>TOTAL</u>
<b>FUNDS AVAILABLE 2021-22</b>			
Estimated Revenues	35,723.1	0.0	35,723.1
Measures Affecting Revenues (2017 Regular Session)	(110.6)	0.5	(110.1)
Measures Affecting Revenues (2017 Special Session A)	54.1	0.0	54.1
BP Settlement Agreement Payment (E)	26.7	0.0	26.7
Unused Appropriations/Reversions	0.0	96.3	96.3
Fixed Capital Outlay Reversions	0.0	2.0	2.0
Federal Funds Interest Earnings Rebate	(0.3)	0.0	(0.3)
Total 2021-22 Funds Available (A) (B) (C) (E)	35,693.0	98.8	35,791.8

### FOOTNOTES

- (A) The cash balance in the Budget Stabilization Fund (not shown here) at the time of this statement was \$1,384.4 million and included the FY 2016-17 transfer of \$30.7 million. The required balance for FY 2017-18 is \$1,416.5 million, requiring a transfer of \$32.1 million. Based on the March 2017 forecast (which does not include 2017 Measures Affecting Revenues), transfers of \$81.4 million in FY 2018-19, \$38.0 million in FY 2019-20, \$71.8 million in FY 2020-21, and \$67.7 million in FY 2021-22 will be required.
- (B) This financial statement is based on current law as it is currently administered. It does not include the potential effect of any legal actions which might affect revenues or appropriations. The Attorney General periodically issues an update on any such litigation. In addition, it does not recognize any projected deficits or surpluses in any spending programs unless specifically stated.
- (C) The 2012 General Appropriations Act transferred \$350.0 million from the Lawton Chiles Endowment Fund to the General Revenue Fund. House Bill 5301 (Chapter 2012-33, Laws of Florida) requires that an amount equal to the amount of Medical-Hospital Fees collected above the January 2012 revenue estimate be transferred back to the Endowment in the following fiscal years until repayment is complete. The actual revenues collected in FY 2015-16 were lower than the January 2012 estimate; thus, no transfer is required for FY 2016-17. The estimates of repayments for the term of this outlook statement are zero for FY 2017-18, FY 2018-19, FY 2019-20, and FY 2020-21. The final repayment of \$304.7 million (not shown on this outlook) will be due in FY 2021-22, in accordance with section 409.915(8), F.S.
- (D) The Balance Forward from FY 2015-16 and the Revenue Collections for FY 2016-17 do not include payments received by the state that are related to the continuation of banked card games by the Seminole Tribe of Florida. These payments are being accounted for separately (effectively held in reserve) and total \$224.0 million, including the payment received in June 2017.
- (E) Payments are associated with the settlement reached in In re: Oil Spill by the Oil Rig "Deepwater Horizon" in the Gulf of Mexico, MDL No. 2179 (April 20, 2010). The payments are in consideration of the full and complete settlement and release of claims by the state for various damages. It provides a total payment to the State of Florida of \$2.0 billion over the period FY 2016-17 through FY 2032-33. The first payment of \$400 million was received on July 1, 2016. Annual payments of \$106.7 million will begin in FY 2018-19. Pursuant to Chapter 2017-63, L.O.F., 75 percent of all payments to the state must be transferred immediately from the General Revenue Fund to the Triumph Gulf Coast Trust Fund for subsequent transfer to a trust account held by Triumph Gulf Coast, Inc. The revenue numbers shown here are net of this transfer.

**TOBACCO SETTLEMENT TRUST FUND**  
**CONSENSUS REVENUE ESTIMATING CONFERENCE**  
**RETROSPECT**  
FY 2014-15 and FY 2015-16  
(\$ MILLIONS)

DATE: November 14, 2016

	<u>RECURRING</u>	<u>NON- RECURRING</u>	<u>TOTAL</u>
<b>FUNDS AVAILABLE 2014-15</b>			
Balance Forward from 2013-14	0.0	17.2	17.2
Annual Settlement Payment	350.8	0.0	350.8
Profit Adjustment	17.0	0.0	17.0
Transfer from Lawton Chiles Endowment	4.6	0.0	4.6
Miscellaneous Adjustments	0.0	0.2	0.2
Interest Earnings	0.4	0.0	0.4
Total 2014-15 Funds Available	372.8	17.4	390.2
<b>EXPENDITURES 2014-15</b>			
Agency for Health Care Administration	306.7	0.0	306.7
Department of Health	65.9	0.0	65.9
Total 2014-15 Expenditures	372.6	0.0	372.6
AVAILABLE RESERVES	0.2	17.4	17.7
<b>FUNDS AVAILABLE 2015-16</b>			
Balance Forward from 2014-15	0.0	17.7	17.7
Annual Settlement Payment	350.0	0.0	350.0
Profit Adjustment	18.8	0.0	18.8
Transfer from Lawton Chiles Endowment	4.3	0.0	4.3
Miscellaneous Adjustments	0.0	0.5	0.5
Interest Earnings	0.3	0.0	0.3
Total 2015-16 Funds Available (A)	373.4	18.1	391.5
<b>EXPENDITURES 2015-16</b>			
Agency for Health Care Administration	311.5	9.3	320.8
Department of Health	65.5	0.0	65.5
Department of Elder Affairs	0.0	0.9	0.9
Total 2015-16 Expenditures	377.0	10.2	387.2
AVAILABLE RESERVES	(3.6)	7.9	4.3

(A) Funds available are rounded and may not add to the total.

**TOBACCO SETTLEMENT TRUST FUND**  
**FINANCIAL OUTLOOK STATEMENT**

Post-Session, Including 2017 Regular Session and Special Session A  
FY 2016-17 through FY 2021-22  
(\$ MILLIONS)

DATE: July 11, 2017

	<u>RECURRING</u>	<u>NON- RECURRING</u>	<u>TOTAL</u>
<b>FUNDS AVAILABLE 2016-17</b>			
Balance Forward from 2015-16	0.0	4.3	4.3
Annual Settlement Payment Estimate (A)	337.1	0.0	337.1
Profit Adjustment Payment Estimate	19.4	0.0	19.4
Liggett Settlement Payment	0.3	0.0	0.3
Transfer from Lawton Chiles Endowment Fund (B)	4.1	0.0	4.1
Interest Earnings	0.4	0.0	0.4
Total 2016-17 Funds Available	361.3	4.3	365.6
<b>EFFECTIVE APPROPRIATIONS 2016-17</b>			
Agency for Health Care Administration	266.0	0.0	266.0
Tobacco Prevention and Education	68.1	0.0	68.1
SB 2500 (2017) Supplemental Appropriation (s. 31)	0.0	19.4	19.4
Total 2016-17 Effective Appropriations	334.1	19.4	353.5
<b>AVAILABLE RESERVES (A)</b>	<b>27.2</b>	<b>(15.1)</b>	<b>12.1</b>
<b>FUNDS AVAILABLE 2017-18</b>			
Balance Forward from 2016-17	0.0	12.1	12.1
Annual Settlement Payment Estimate	343.3	0.0	343.3
Profit Adjustment Payment Estimate	20.0	0.0	20.0
Liggett Settlement Payment	0.3	0.0	0.3
Transfer from Lawton Chiles Endowment Fund (B)	4.0	0.0	4.0
Interest Earnings	0.5	0.0	0.5
Total 2017-18 Funds Available (C)	368.1	12.1	380.2
<b>EFFECTIVE APPROPRIATIONS 2017-18</b>			
Agency for Health Care Administration	299.1	0.0	299.1
Tobacco Prevention and Education	69.0	0.0	69.0
Total 2017-18 Effective Appropriations	368.1	0.0	368.1
<b>AVAILABLE RESERVES (A)</b>	<b>0.0</b>	<b>12.1</b>	<b>12.1</b>
<b>FUNDS AVAILABLE 2018-19</b>			
Balance Forward from 2017-18	0.0	12.1	12.1
Annual Settlement Payment Estimate	346.0	0.0	346.0
Profit Adjustment Payment Estimate	20.6	0.0	20.6
Liggett Settlement Payment	0.3	0.0	0.3
Transfer from Lawton Chiles Endowment Fund (B)	4.0	0.0	4.0
Interest Earnings	0.6	0.0	0.6
Total 2018-19 Funds Available (C)	371.5	12.1	383.6

	<u>RECURRING</u>	<u>NON- RECURRING</u>	<u>TOTAL</u>
<b>FUNDS AVAILABLE 2019-20</b>			
Annual Settlement Payment Estimate	349.1	0.0	349.1
Profit Adjustment Payment Estimate	21.2	0.0	21.2
Liggett Settlement Payment	0.3	0.0	0.3
Transfer from Lawton Chiles Endowment Fund (B)	4.0	0.0	4.0
Interest Earnings	0.7	0.0	0.7
Total 2019-20 Funds Available (C)	375.3	0.0	375.3
<b>FUNDS AVAILABLE 2020-21</b>			
Annual Settlement Payment Estimate	352.9	0.0	352.9
Profit Adjustment Payment Estimate	21.8	0.0	21.8
Liggett Settlement Payment	0.3	0.0	0.3
Transfer from Lawton Chiles Endowment Fund (B)	4.1	0.0	4.1
Interest Earnings	0.7	0.0	0.7
Total 2020-21 Funds Available (C)	379.8	0.0	379.8
<b>FUNDS AVAILABLE 2021-22</b>			
Annual Settlement Payment Estimate	357.7	0.0	357.7
Profit Adjustment Payment Estimate	22.5	0.0	22.5
Liggett Settlement Payment	0.3	0.0	0.3
Transfer from Lawton Chiles Endowment Fund (B)	4.3	0.0	4.3
Interest Earnings	0.7	0.0	0.7
Total 2021-22 Funds Available (C)	385.5	0.0	385.5

FOOTNOTES

- (A) A payment of \$341.3 million was received in December 2016; however, EDR has been made aware that a \$4.2 million overpayment needs to be adjusted in Calendar Year 2017. It is unclear at this point how that adjustment will be made. The Revenue Estimating Conference package includes this amount as a liability against the December 2016 payment until final action is taken, resulting in an annual settlement payment of \$337.1 million for Fiscal Year 2016-17.
- (B) This financial outlook statement does not include the transfer from the Lawton Chiles Endowment Fund to the Biomedical Research Trust Fund under section 215.5601, Florida Statutes, nor does it include the appropriation from the trust fund. The transfer is projected to be \$0.4 million in FY 2016-17 through FY 2021-22.
- (C) The funds available figures are not adjusted for any financial obligation related to the constitutional funding requirement for tobacco education and prevention. The amount of the financial obligation is estimated to be \$70.6 million for FY 2018-19, \$72.0 million for FY 2019-20, \$73.7 million for FY 2020-21, and \$75.7 million for FY 2021-22.

**EDUCATIONAL ENHANCEMENT TRUST FUND**  
**CONSENSUS REVENUE ESTIMATING CONFERENCE**  
**RETROSPECT**  
FY 2014-15 and FY 2015-16  
(\$ MILLIONS)

DATE: November 14, 2016

	<u>RECURRING</u>	<u>NON- RECURRING</u>	<u>TOTAL</u>
<b>FUNDS AVAILABLE 2014-15</b>			
Balance Forward from 2013-14	0.0	234.1	234.1
Revenue from Lottery Ticket Sales	1,479.0	0.0	1,479.0
Revenue from Slot Machine Activity	182.2	0.0	182.2
Other Revenue (Transferred SUT Collection Allowance)	0.8	0.0	0.8
Refunds	0.8	0.0	0.8
Transfer from DOL Administrative Trust Fund	0.0	5.4	5.4
Interest Earnings	3.5	0.0	3.5
Total 2014-15 Funds Available	1,666.3	239.5	1,905.8
<b>EXPENDITURES 2014-15</b>			
Public Schools	480.7	0.0	480.7
Workforce Education	82.4	0.0	82.4
State University System	284.8	0.0	284.8
Florida College System	255.0	0.0	255.0
Bright Futures	257.8	0.0	257.8
Student Financial Assistance	58.9	2.0	60.9
Miscellaneous (Transferred SUT Collection Allowance)	0.8	0.0	0.8
Transfer to PECO Trust Fund	0.0	136.2	136.2
Debt Service on Lottery Bonds	314.1	0.0	314.1
Total 2014-15 Expenditures	1,734.5	138.2	1,872.7
AVAILABLE RESERVES	<b>(68.2)</b>	<b>101.3</b>	<b>33.1</b>
<b>FUNDS AVAILABLE 2015-16</b>			
Balance Forward from 2014-15	0.0	33.1	33.1
Revenue from Lottery Ticket Sales	1,582.0	0.0	1,582.0
Revenue from Slot Machine Activity	183.0	0.0	183.0
Other Revenue (Transferred SUT Collection Allowance)	0.9	0.0	0.9
Refunds and Miscellaneous Revenue	0.9	0.0	0.9
Transfer from DOL Administrative Trust Fund	1.7	17.7	19.4
Interest Earnings	3.7	0.0	3.7
Total 2015-16 Funds Available (A)	1,772.1	50.8	1,822.8
<b>EXPENDITURES 2015-16</b>			
Public Schools	459.7	(2.0)	457.7
Workforce Education	79.2	0.0	79.2
State University System	273.6	0.0	273.6
Florida College System	244.9	0.0	244.9
Bright Futures	226.7	0.0	226.7
Student Financial Assistance	58.0	0.0	58.0
Miscellaneous (Transferred SUT Collection Allowance)	0.9	0.0	0.9
Debt Service on Lottery Bonds	305.0	0.0	305.0
Total 2015-16 Expenditures	1,648.0	(2.0)	1,646.0
AVAILABLE RESERVES	<b>124.1</b>	<b>52.8</b>	<b>176.9</b>

(A) Funds available are rounded and may not add to the total.

**EDUCATIONAL ENHANCEMENT TRUST FUND**

**FINANCIAL OUTLOOK STATEMENT**

Post-Session, Including 2017 Regular Session and Special Session A  
 FY 2016-17 through FY 2021-22  
 (\$ MILLIONS)

DATE: July 11, 2017

	<u>RECURRING</u>	<u>NON-RECURRING</u>	<u>TOTAL</u>
<b>FUNDS AVAILABLE 2016-17</b>			
Balance Forward from 2015-16	0.0	176.9	176.9
Revenues from Lottery Ticket Sales (A)	1,560.2	90.6	1,650.8
Transfer from DOL Administrative Trust Fund	12.0	6.6	18.6
Revenues from Slot Machine Activity	190.7	0.0	190.7
Adjustment for Delay of Slot Machine Transfer	0.0	4.3	4.3
Interest Earnings	5.3	0.0	5.3
Total 2016-17 Funds Available	<u>1,768.2</u>	<u>278.4</u>	<u>2,046.6</u>
<b>EFFECTIVE APPROPRIATIONS 2016-17</b>			
Public Schools	498.1	17.0	515.1
Workforce Education	88.5	0.0	88.5
State University System	291.1	13.3	304.4
Florida College System	260.5	13.3	273.8
Bright Futures	217.4	0.0	217.4
Student Financial Assistance	70.2	0.0	70.2
SMART Schools/Classrooms First	155.8	0.0	155.8
Class Size Reduction/Debt Service	151.3	0.0	151.3
Other Education Facilities	6.7	0.0	6.7
Total 2016-17 Effective Appropriations	<u>1,739.6</u>	<u>43.6</u>	<u>1,783.2</u>
<b>AVAILABLE RESERVES</b>	<b>28.6</b>	<b>234.8</b>	<b>263.4</b>
<b>FUNDS AVAILABLE 2017-18</b>			
Balance Forward from 2016-17	0.0	263.4	263.4
Revenues from Lottery Ticket Sales	1,572.7	0.0	1,572.7
Transfer from DOL Administrative Trust Fund	6.0	0.0	6.0
Revenues from Slot Machine Activity	192.9	0.0	192.9
Interest Earnings	6.2	0.0	6.2
Total 2017-18 Funds Available	<u>1,777.8</u>	<u>263.4</u>	<u>2,041.2</u>
<b>EFFECTIVE APPROPRIATIONS 2017-18</b>			
SB 2500 (2017) Public Schools Initial Appropriation	436.0	206.9	642.9
SB 2500 (2017) Public Schools Veto of Initial Appropriation	(436.0)	(206.9)	(642.9)
HB 3-A (2017) Public Schools Supplemental Appropriation	436.0	206.9	642.9
Workforce Education	74.9	0.0	74.9
State University System	257.6	0.0	257.6
Florida College System	231.8	0.0	231.8
Bright Futures (B)	397.3	0.0	397.3
Student Financial Assistance	59.4	0.0	59.4
SMART Schools/Classrooms First	170.3	0.0	170.3
Class Size Reduction/Debt Service	143.8	0.0	143.8
Other Education Facilities	6.6	0.0	6.6
Total 2017-18 Effective Appropriations	<u>1,777.7</u>	<u>206.9</u>	<u>1,984.6</u>
<b>AVAILABLE RESERVES</b>	<b>0.1</b>	<b>56.5</b>	<b>56.6</b>

	<u>RECURRING</u>	<u>NON- RECURRING</u>	<u>TOTAL</u>
<b>FUNDS AVAILABLE 2018-19</b>			
Balance Forward from 2017-18	0.0	56.6	56.6
Revenues from Lottery Ticket Sales	1,620.8	0.0	1,620.8
Transfer from DOL Administrative Trust Fund	6.0	0.0	6.0
Revenues from Slot Machine Activity	195.3	0.0	195.3
Interest Earnings	7.8	0.0	7.8
Total 2018-19 Funds Available	1,829.9	56.6	1,886.5
<b>FUNDS AVAILABLE 2019-20</b>			
Revenues from Lottery Ticket Sales	1,612.1	0.0	1,612.1
Transfer from DOL Administrative Trust Fund	6.0	0.0	6.0
Revenues from Slot Machine Activity	197.6	0.0	197.6
Interest Earnings	9.3	0.0	9.3
Total 2019-20 Funds Available	1,825.0	0.0	1,825.0
<b>FUNDS AVAILABLE 2020-21</b>			
Revenues from Lottery Ticket Sales	1,634.4	0.0	1,634.4
Transfer from DOL Administrative Trust Fund	6.0	0.0	6.0
Revenues from Slot Machine Activity	200.0	0.0	200.0
Interest Earnings	9.6	0.0	9.6
Total 2020-21 Funds Available	1,850.0	0.0	1,850.0
<b>FUNDS AVAILABLE 2021-22</b>			
Revenues from Lottery Ticket Sales	1,703.3	0.0	1,703.3
Transfer from DOL Administrative Trust Fund	6.0	0.0	6.0
Revenues from Slot Machine Activity	202.4	0.0	202.4
Interest Earnings	10.0	0.0	10.0
Total 2021-22 Funds Available	1,921.7	0.0	1,921.7

FOOTNOTES

- (A) The nonrecurring portion of the FY 2016-17 Revenues from Lottery Ticket Sales is associated with a one-time adjustment to the EETF transfer resulting from a processing error which shifted \$90.6 million from June 2016 (FY 2015-16) to July 2016 (FY 2016-17).
- (B) The FY 2017-18 General Appropriations Act (SB 2500) includes recurring funds to implement the following policies for Academic Scholars contained in CS/CS/SB 374: awards equal to 100% of tuition and applicable fees; \$300 stipends for the fall and spring semesters; and 2018 summer term awards. Because CS/CS/SB 374 was vetoed, these policies are effective only for the 2017-18 fiscal year absent further legislative action.

**STATE SCHOOL TRUST FUND**  
**CONSENSUS REVENUE ESTIMATING CONFERENCE**  
**RETROSPECT**  
FY 2014-15 and FY 2015-16  
(\$ MILLIONS)

DATE: November 14, 2016

	<u>RECURRING</u>	<u>NON- RECURRING</u>	<u>TOTAL</u>
<b>FUNDS AVAILABLE 2014-15</b>			
Balance Forward from 2013-14	0.0	7.9	7.9
Transfers from Unclaimed Property TF	212.0	1.0	213.0
Transfer from General Revenue Fund*	0.0	67.9	67.9
Nonoperating Revenue	1.6	0.0	1.6
Interest Earnings	0.4	0.0	0.4
Total 2014-15 Funds Available	213.9	76.8	290.7
<b>EXPENDITURES 2014-15</b>			
Grants & Aids	94.5	74.0	168.5
Class Size Reduction	86.2	0.0	86.2
Total 2014-15 Expenditures	180.7	74.0	254.7
<b>AVAILABLE RESERVES</b>	<b>33.2</b>	<b>2.8</b>	<b>36.0</b>

\*Pursuant to section 24 of SB 2500-A, \$67.9 million from nonrecurring General Revenue was transferred to the Department of Education in FY 2014-15 for the Florida Education Finance Program to fund the projected deficit in the State School Trust Fund.

<b>FUNDS AVAILABLE 2015-16</b>			
Balance Forward from 2014-15	0.0	36.0	36.0
Transfers from Unclaimed Property TF	175.6	0.0	175.6
Nonoperating Revenue	1.7	0.0	1.7
Interest Earnings	0.8	0.0	0.8
Total 2015-16 Funds Available	178.1	36.0	214.1
<b>EXPENDITURES 2015-16</b>			
Grants & Aids	49.0	0.0	49.0
Class Size Reduction	86.2	0.0	86.2
Total 2015-16 Expenditures	135.2	0.0	135.2
<b>AVAILABLE RESERVES</b>	<b>42.9</b>	<b>36.0</b>	<b>78.9</b>



**STATE SCHOOL TRUST FUND  
FINANCIAL OUTLOOK STATEMENT**

Post-Session, Including 2017 Regular Session and Special Session A  
FY 2016-17 through FY 2021-22  
(\$ MILLIONS)

DATE: July 11, 2017

	<u>RECURRING</u>	<u>NON- RECURRING</u>	<u>TOTAL</u>
<b>FUNDS AVAILABLE 2016-17</b>			
Balance Forward from 2015-16	0.0	78.9	78.9
Estimated Transfers from Unclaimed Property TF (A)	129.9	18.9	148.8
Nonoperating Revenue	1.7	0.0	1.7
Interest Earnings	0.8	0.0	0.8
Total 2016-17 Funds Available (A)	132.4	97.8	230.2
<b>EFFECTIVE APPROPRIATIONS 2016-17</b>			
Florida Education Finance Program	76.9	52.2	129.1
Class Size Reduction	86.2	0.0	86.2
Total 2016-17 Effective Appropriations	163.1	52.2	215.3
<b>AVAILABLE RESERVES</b>	<b>(30.7)</b>	<b>45.6</b>	<b>14.9</b>
<b>FUNDS AVAILABLE 2017-18</b>			
Balance Forward from 2016-17	0.0	14.9	14.9
Estimated Transfers from Unclaimed Property TF	143.6	0.0	143.6
Nonoperating Revenue	1.7	0.0	1.7
Interest Earnings	1.0	0.0	1.0
Total 2017-18 Funds Available	146.3	14.9	161.2
<b>EFFECTIVE APPROPRIATIONS 2017-18</b>			
SB 2500 (2017) Florida Education Finance Program Initial Appropriations	60.1	10.3	70.4
SB 2500 (2017) Florida Education Finance Program Veto of Initial Appropriations	(60.1)	(10.3)	(70.4)
HB 3-A (2017) Florida Education Finance Program Supplemental Appropriations	60.1	10.3	70.4
SB 2500 (2017) Class Size Reduction Initial Appropriations	86.2	0.0	86.2
SB 2500 (2017) Class Size Reduction Veto of Initial Appropriations	(86.2)	0.0	(86.2)
HB 3-A (2017) Class Size Reduction Supplemental Appropriations	86.2	0.0	86.2
Total 2017-18 Effective Appropriations	146.3	10.3	156.6
<b>AVAILABLE RESERVES</b>	<b>0.0</b>	<b>4.6</b>	<b>4.6</b>
<b>FUNDS AVAILABLE 2018-19</b>			
Balance Forward from 2017-18	0.0	4.6	4.6
Estimated Transfers from Unclaimed Property TF	151.3	0.0	151.3
Nonoperating Revenue	1.7	0.0	1.7
Interest Earnings	1.3	0.0	1.3
Total 2018-19 Funds Available	154.3	4.6	158.9
<b>FUNDS AVAILABLE 2019-20</b>			
Estimated Transfers from Unclaimed Property TF (B)	147.6	0.0	147.6
Nonoperating Revenue	1.7	0.0	1.7
Interest Earnings	1.5	0.0	1.5
Total 2019-20 Funds Available (B)	150.8	0.0	150.8

	<u>RECURRING</u>	<u>NON- RECURRING</u>	<u>TOTAL</u>
<b>FUNDS AVAILABLE 2020-21</b>			
Estimated Transfers from Unclaimed Property TF	167.5	0.0	167.5
Nonoperating Revenue	1.7	0.0	1.7
Interest Earnings	1.7	0.0	1.7
Total 2020-21 Funds Available	170.9	0.0	170.9
<b>FUNDS AVAILABLE 2021-22</b>			
Estimated Transfers from Unclaimed Property TF	176.3	0.0	176.3
Nonoperating Revenue	1.7	0.0	1.7
Interest Earnings	1.8	0.0	1.8
Total 2021-22 Funds Available	179.8	0.0	179.8

FOOTNOTES

- (A) The nonrecurring portion of the FY 2016-17 Estimated Transfers from Unclaimed Property TF is associated with FY 2015-16 funds in excess of the statutorily authorized maximum amount that can be retained by the Department of Financial Services. The department adjusted the reserve level in July 2016, transferring \$13.8 million of the \$18.9 million that was due to the State School Trust Fund in FY 2015-16. The Conference assumes the remainder will also be transferred in FY 2016-17.
- (B) Any property remitted to the state from the Federal Deposit Insurance Corporation (FDIC) that is not claimed by owners during a ten year period following the remittance of that property must be returned to the FDIC. The state received approximately \$29 million from the FDIC in the 2009-10 fiscal year. The Outlook contemplates a return of \$11.6 million of unclaimed funds to the FDIC in FY 2019-20.

**Measures Affecting Revenue and Tax Administration - 2017 Regular Session**  
**Increase/(Decrease) in \$ Millions**  
**FINAL**

7/11/2017

Chapter Law	BILL #	Issue	Tax	FY 17-18							
				GR		Trust		Local/Other		Total	
				Cash	Recur.	Cash	Recur.	Cash	Recur.	Cash	Recur.
2017-10	10	Loan Service Fees to the Grants and Donations TF (Section 4)	Other Taxes and Fees	0.0	0.0	0/**	0/**	0.0	0.0	0/**	0/**
JR	21	Limitations on Property Tax Assessment (1)	Ad Valorem	0.0	0.0	0.0	0.0	0.0	0/(**)	0.0	0/(**)
2017-118	90	Renewable Energy Source Devices	Ad Valorem	0.0	0.0	0.0	0.0	0.0	(21.4)	0.0	(21.4)
2017-38	101	Certificates of Nonviable Birth	Other Taxes and Fees	*	*	*	*	0.0	0.0	*	*
VETOED	106	Vendors Licensed Under the Beverage Law	Beverage Taxes and Fees	0.0	(*)	0.0	(*)	0.0	(0.1)	0.0	(0.1)
2017-89	164	Deceased Joint Owners	Highway Safety Fees	(0.2)	(0.2)	(0.1)	(0.1)	(*)	(*)	(0.3)	(0.4)
2017-27	185	Park Fees - Discounts for Foster and Adoptive Families	Other Taxes and Fees	(*)	(*)	(*)	(*)	0.0	0.0	(*)	(*)
2017-50	209	Medical Faculty & Medical Assistant Certification	Other Taxes and Fees	(*)	(*)	(*)	(*)	0.0	0.0	(*)	(*)
2017-51	211	Cosmetic Product Registration	Other Taxes and Fees	(*)	(*)	(0.2)	(0.2)	0.0	0.0	(0.2)	(0.2)
2017-12	221	Transport Network Companies (2)	Local Taxes and Fees	0.0	0.0	0.0	0.0	(**)	(**)	(**)	(**)
2017-52	241	Low Voltage Electric Fences (Section 1)	Local Taxes and Fees	0.0	0.0	0.0	0.0	(*)	(*)	(*)	(*)
VETOED	374	Block Tuition (Section 128)	Tuition and Fees	0.0	0.0	0.0	0.0	0.0	+/-	0.0	+/-
2017-105	455	Tax Exemptions for First Responders and Surviving Spouses	Ad Valorem	0.0	0.0	0.0	0.0	(2.8)	(2.8)	(2.8)	(2.8)
2017-85	467	Department of Agriculture and Consumer Services	Other Taxes and Fees	(0.2)	(0.2)	(2.1)	(2.1)	0.0	0.0	(2.2)	(2.2)
2017-135	615	Professional Regulation	Other Taxes and Fees	(*)	(*)	(0.5)	(0.5)	0.0	0.0	(0.5)	(0.5)
2017-136	687	Utilities - Small Wireless Facilities (Lines 322-324)	Ad Valorem	0.0	0.0	0.0	0.0	(**)	(**)	(**)	(**)
2017-136	687	Utilities - Local Charges and Fees, Franchise Fees	Local Taxes and Fees	0.0	0.0	0.0	0.0	(**)	(**)	(**)	(**)
2017-137	689	Craft Distilleries (Sections 4 & 7)	Alcoholic Beverage Tax	(*)	(*)	(0.4)	(0.4)	0.0	0.0	(0.4)	(0.4)
2017-137	689	Wine Definition/Sake (Section 6)	Alcoholic Beverage Tax	0.0	0.0	0.0	0.0	0.0	0.0	0.0	0.0
2017-137	689	Catering Licenses (Section 3)	Beverage Licenses	+/-	+/-	+/-	+/-	0.0	0.0	+/-	+/-
2017-28	711	Vessel Registration Fees - Position and Locating Beacons	Highway Safety Fees	0.0	0.0	(*)	(*)	0.0	0.0	(*)	(*)
2017-29	741	Various State Fees - Delinquency Fee Reduction (Section 11)	Various Taxes and Fees	(0.1)	(0.1)	(0.6)	(0.6)	0.0	0.0	(0.7)	(0.7)
2017-29	741	Various State Fees - Surcharge Reduction on Building Permits (Section 13)	Various Taxes and Fees	(0.2)	(0.2)	(2.4)	(2.4)	(0.3)	(0.3)	(2.9)	(2.9)
2017-173	807	Substance Abuse Service Provider Fees (Sections 7 & 18)	Other Taxes and Fees	**	**	**	**	0.0	0.0	**	**
2017-87	859	Postsecondary Distance Education	Other Taxes and Fees	0.0	0.0	0.2	0.2	0.0	0.0	0.2	0.2
2017-75	890	Retention and Distributions (Sections 2-4)	Highway Safety Fees	0.0	0.0	0.0	0.0	0.0	0.0	0.0	0.0
VETOED	937	Warnings for Lottery Games (3)	Educational Enhancement Trust	0.0	0.0	(15.8)	(31.5)	0.0	0.0	(15.8)	(31.5)

**Measures Affecting Revenue and Tax Administration - 2017 Regular Session**  
**Increase/(Decrease) in \$ Millions**  
**FINAL**

7/11/2017

Chapter Law	BILL #	Issue	Tax	FY 17-18							
				GR		Trust		Local/Other		Total	
				Cash	Recur.	Cash	Recur.	Cash	Recur.	Cash	Recur.
2017-148	987	Exempts Certain Accountants from Licensure (Section 2)	Other Taxes and Fees	(*)	(*)	(*)	(*)	0.0	0.0	(*)	(*)
2017-149	1021	Fees for Residences (Sections 7, 14-15)	Local Taxes and Fees	0.0	0.0	0.0	0.0	(5.6)	(5.6)	(5.6)	(5.6)
2017-182	1049	Tolls (Sections 1, 2, & 4)	Local Taxes and Fees/Other Tax	0.0	0.0	0.0	0.0	0.0	0.0	0.0	0.0
2017-189	1239	Bus Safety (Sections 3 & 4)	Article V/Highway Safety Fees	*	*	*	*	0.0	0.0	*	*
2017-126	2506	Clerk of Court Fees (Sections 2 & 8)	Article V	(9.6)	(10.4)	0.0	0.0	9.6	10.4	0.0	0.0
2017-158	5401	Agricultural Practices - Pesticide	Other Taxes and Fees	(0.2)	(0.2)	(1.7)	(1.7)	0.0	0.0	(1.9)	(1.9)
VETOED	5501	Shift Part Dissolution of Marriage Fee to GR (Section 7)	Article V	0.7	0.8	(0.7)	(0.8)	0.0	0.0	0.0	0.0
VETOED	5501	Doc Stamp redirect from SEED to GR (Section 14)	Documentary Stamp Tax	75.0	75.0	(75.0)	(75.0)	0.0	0.0	0.0	0.0
VETOED	5501	Reduction of Marriage License Fee (Sections 11 & 12)	Other Taxes and Fees	(0.1)	(0.1)	(0.9)	(1.0)	0.0	0.0	(1.0)	(1.1)
2017-160	6021	Licensure Fees	Other Taxes and Fees	(*)	(*)	(*)	(*)	0.0	0.0	(*)	(*)
2017-163	7043	Vessels	Other Taxes and Fees	**	**	**	**	0.0	0.0	**	**
2017-164	7059	Fee Waiver for Birth Certificates Issued to Certain Juvenile Offenders (Section 1)	Other Taxes and Fees	(*)	(*)	(*)	(*)	0.0	0.0	(*)	(*)
2017-67	7099	June Filing Deadline (Section 5)	Corporate Income Tax	83.9	0.0	0.0	0.0	0.0	0.0	83.9	0.0
2017-67	7099	Piggyback (Sections 1 & 2)	Corporate Income Tax	+/-	+/-	0.0	0.0	0.0	0.0	+/-	+/-
2017-67	7099	Time Period for Certain Taxable Years (Sections 3 & 4)	Corporate Income Tax	0.0	0.0	0.0	0.0	0.0	0.0	0.0	0.0
JR	7105	Homestead Exemption Increase up to \$75K for Homes Greater than \$100K (7)	Ad Valorem	0.0	0.0	0.0	0.0	0.0	0/(**)	0.0	0/(**)
2017-35	7107	Homestead Exemption Implementation (4)	Ad Valorem	0.0	0.0	0.0	0.0	0.0	0/(**)	0.0	0/(**)
2017-36	7109	Charter Schools/Clarify Exemption (Section 7)	Ad Valorem	0.0	0.0	0.0	0.0	(0.1)	(0.1)	(0.1)	(0.1)
2017-36	7109	Educational Institutions/Late Application (Section 55)	Ad Valorem	0.0	0.0	0.0	0.0	(0.1)	0.0	(0.1)	0.0
2017-36	7109	Exempt Assisted Living Facilities (Sections 3 & 4)	Ad Valorem	0.0	0.0	0.0	0.0	(6.9)	(6.9)	(6.9)	(6.9)
2017-36	7109	Homes for the Aged/Affidavits (Section 5)	Ad Valorem	0.0	0.0	0.0	0.0	0.0	0.0	0.0	0.0
2017-36	7109	Inventory Definition (Section 2)	Ad Valorem	0.0	0.0	0.0	0.0	0.0	(0.2)	0.0	(0.2)
2017-36	7109	Public Housing Ad Valorem Relief (Section 6)	Ad Valorem	0.0	0.0	0.0	0.0	0.0	(25.8)	0.0	(25.8)
2017-36	7109	Beer and Malt Beverages (Section 47)	Alcoholic Beverage Tax	(**)	(**)	(**)	(**)	0.0	0.0	(**)	(**)
2017-36	7109	Brownfields (Sections 32 & 41)	Corporate Income Tax	(5.0)	(5.0)	0.0	0.0	0.0	0.0	(5.0)	(5.0)
2017-36	7109	June Filing Deadline (Sections 34 & 35)	Corporate Income Tax	-----SEE HB 7099-----				0.0	0.0	(5.4)	0.0
2017-36	7109	Research and Development Tax Credit (Section 33)	Corporate Income Tax	(5.4)	0.0	0.0	0.0	0.0	0.0	(5.4)	0.0
2017-36	7109	Marine Boat Trailers/501(c)(3) Organizations (Sections 36-38)	Highway Safety Fees	(*)	(*)	(*)	(*)	(*)	(*)	(*)	(*)
2017-36	7109	Admissions Resales (Section 22)	Sales and Use Tax	(1.0)	(2.4)	(*)	(*)	(0.2)	(0.6)	(1.2)	(3.0)
2017-36	7109	Animal Health Products and Retroactive Application (Sections 26a & 27a)	Sales and Use Tax	(2.2)	(2.1)	(*)	(*)	(0.6)	(0.6)	(2.8)	(2.7)
2017-36	7109	Back to School Holiday - 3 day + \$750 or Less Computers (Section 52)	Sales and Use Tax	(26.4)	0.0	(*)	0.0	(6.8)	0.0	(33.2)	0.0
2017-36	7109	Commercial Rents/0.2% Point Reduction (Section 21)	Sales and Use Tax	(22.5)	(54.0)	(*)	(*)	(2.9)	(7.0)	(25.4)	(61.0)
2017-36	7109	Disaster Preparedness Holiday - 3 Day (Section 53)	Sales and Use Tax	(3.6)	0.0	(*)	0.0	(0.9)	0.0	(4.5)	0.0

**Measures Affecting Revenue and Tax Administration - 2017 Regular Session**  
**Increase/(Decrease) in \$ Millions**  
**FINAL**

7/11/2017

Chapter Law	BILL #	Issue	Tax	FY 17-18							
				GR		Trust		Local/Other		Total	
				Cash	Recur.	Cash	Recur.	Cash	Recur.	Cash	Recur.
2017-36	7109	Exempt New Construction Building Materials in RAOs (5) (Section 26c)	Sales and Use Tax	(**)	(1.3)	(**)	(*)	(**)	(0.6)	(**)	(1.9)
2017-36	7109	Feminine Hygiene Products (Section 28)	Sales and Use Tax	(3.8)	(8.9)	(*)	(*)	(1.0)	(2.3)	(4.8)	(11.2)
2017-36	7109	Fingerprint Services for Concealed Weapons Exemption (Sections 23, 50 & 51)	Sales and Use Tax	0.0	0.0	0.0	0.0	0.0	0.0	0.0	0.0
2017-36	7109	Governments/Golf Courses (Section 26e)	Sales and Use Tax	(0.2)	(0.2)	(*)	(*)	(*)	(*)	(0.2)	(0.2)
2017-36	7109	Municipally Owned Golf Courses/Retroactive (Section 27b)	Sales and Use Tax	(0.1)	0.0	(*)	0.0	(*)	0.0	(0.1)	0.0
2017-36	7109	Data Centers - (6) (Section 26d)	Sales and Use Tax/Gross Receipt	(0.7)	(2.1)	(*)	(*)	(0.2)	(0.5)	(0.9)	(2.6)
2017-36	7109	Moffitt Cancer Center Extension (Section 20)	Tobacco Tax	0.0	0.0	0.0	0.0	0.0	0.0	0.0	0.0
2017-36	7109	Continue and Revise Community Contribution Tax Credit (Sections 26b, 30-31, & 48)	Various Taxes and Fees	0.0	(12.6)	0.0	(*)	0.0	(1.4)	0.0	(14.0)
2017-36	7109	Tax Administration (Sections 9-11,13-19,29,42-43)	Various Taxes and Fees	(0.1)	(0.2)	(*)	(*)	0.0	0.0	(0.1)	(0.2)
TOTAL				78.0	(24.4)	(100.2)	(116.1)	(18.8)	(65.8)	(40.9)	(206.3)
VETOES				75.6	75.7	(92.4)	(108.3)	0.0	(0.1)	(16.8)	(32.7)
TOTAL LESS VETOES				2.4	(100.1)	(7.8)	(7.8)	(18.8)	(65.7)	(24.1)	(173.6)

(1) - The Conference adopted a zero / negative indeterminate impact since this is a joint resolution proposing an amendment to be submitted to the voters. If the constitutional amendment does not pass, the impact is zero. If the constitutional amendment passes, the impact is projected to be:

	School		Non-School		Total Local/Other	
	Cash	Recurring	Cash	Recurring	Cash	Recurring
2017-18	0.0	0.0	0.0	(725.7)	0.0	(725.7)
2018-19	0.0	0.0	0.0	(714.0)	0.0	(714.0)
2019-20	0.0	0.0	(688.1)	(688.1)	(688.1)	(688.1)
2020-21	0.0	0.0	(673.1)	(673.1)	(673.1)	(673.1)
2021-22	0.0	0.0	(666.9)	(666.9)	(666.9)	(666.9)

(2) - The Conference adopted a negative indeterminate impact that is at least the low.

(3) - The Conference adopted the middle estimate as an at least as number.

(4) - The impact of the implementing bill to the constitutional amendment is zero/negative indeterminate due to the requirement for a statewide referendum. If the constitutional amendment does not pass, the impact is zero. If approved, the Conference adopted the following impact against non-school Ad Valorem: (\$644.7 M) in 2019-20, (\$662.5 M) in 2020-21, and (\$680.7 M) in 2021-22.

(5) - The Conference adopted the proposed cash estimate and adopted the recurring impact to be at least the fifth year cash estimate. However, if the Governor reauthorizes the RAOs in 2018 and 2020, the recurring impact would be \$6.0m, including the local option impact.

(6) - The Conference adopted the low estimate as an at least as number.

(7) - The Conference adopted a zero / negative indeterminate impact since this is a joint resolution proposing an amendment to be submitted to the voters. If the constitutional amendment does not pass, the impact is zero. If approved, the Conference adopted the following impact against non-school Ad Valorem: (\$644.7 M) in 2019-20, (\$662.5 M) in 2020-21, and (\$680.7 M) in 2021-22.

**Measures Affecting Revenue and Tax Administration - 2017 Special Session A**  
**Increase/(Decrease) in \$ Millions**  
**FINAL**

7/11/2017

Chapter Law	BILL #	Issue	Tax	FY 17-18							
				GR		Trust		Local/Other		Total	
				Cash	Recur.	Cash	Recur.	Cash	Recur.	Cash	Recur.
2017-233	1A	Doc Stamp redirect from SEED to GR	Documentary Stamp Tax	75.0	75.0	(75.0)	(75.0)	0.0	0.0	0.0	0.0
2017-233	1A	Reduction of Marriage License Fee	Other Taxes and Fees	(0.1)	(0.1)	(0.9)	(1.0)	0.0	0.0	(1.0)	(1.1)
2017-233	1A	Shift Part Dissolution of Marriage Fee to GR	Article V	0.7	0.8	(0.7)	(0.8)	0.0	0.0	0.0	0.0
2017-234	3A	Required Local Effort (2)	Ad Valorem	*****See Note (2)*****							
2017-232	8A	Medical Marijuana (1)	Sales and Use Tax	(2.1)	(21.5)	(*)	(*)	(0.5)	(5.5)	(2.6)	(27.0)
			TOTAL	73.5	54.2	(76.6)	(76.8)	(0.5)	(5.5)	(3.6)	(28.1)
			VETOES	0.0	0.0	0.0	0.0	0.0	0.0	0.0	0.0
			TOTAL LESS VETOES	73.5	54.2	(76.6)	(76.8)	(0.5)	(5.5)	(3.6)	(28.1)

(1) - In FY 2016-17, there is a recurring total impact of (\$27.0m), of which (\$21.5m) is against GR, (\*) against Trust, and (\$5.5m) against local.

(2) - The RLE amount established by the Legislature for FY 2017-2018 results in school districts generating \$521 million less local funds from property taxes than they would have if the Legislature had determined the RLE amount by using the prior year's millage rate. However, HB3-A provides \$7,296.23 in total state and local funds per student, including some discretionary property taxes other than RLE, which is a \$100 increase over the total funds per student provided in Fiscal Year 2016-2017.

## 2017 REGULAR LEGISLATIVE SESSION - SUPPLEMENTAL APPROPRIATIONS

(Appropriations Listed are Effective for Fiscal Year 2017-18)

Bill Number	Chapter Law	Summary	General Revenue		Trust Fund		Total All Funds
			Recurring	Nonrecurring	Recurring	Nonrecurring	
SB 10*	2017-010	Water Resources		30,000,000		64,000,000	94,000,000
SB 18	2017-20	Relief of 'Survivor' and the Estate of 'Victim' by DCF				1,875,000	1,875,000
HB 181	2017-48	Natural Hazards			84,738	4,046	88,784
HB 293	2017-55	Middle Grades		50,000			50,000
SB 590	2017-117	Child Support and Parenting Time Plans	350,476	690,650			1,041,126
HB 615	2017-135	Professional Regulation				31,000	31,000
HB 727	2017-139	Accessibility of Places of Public Accommodation			5,000	155,000	160,000
HB 859	2017-87	Postsecondary Distance Education			225,534		225,534
SB 1018	2017-95	Pollution				25,000	25,000
HB 1121	2017-151	Child Welfare		250,000			250,000
SB 1520	2017-122	Termination of a Condominium Association			85,006	4,046	89,052
SB 2514	2017-129	Health Care				1,749,385,773	1,749,385,773
HB 5301	VETOED	State Agency Information Technology Reorganization		100,000			100,000
HB 5501	VETOED	Economic Programs			41,000,000		41,000,000
HB 6501	2017-57	Relief of J.D.S.		950,000			950,000
HB 6511	2017-58	Relief of L.T.		800,000			800,000
HB 6519	2017-60	Relief of Amie Draiemann O'Brien				1,116,940	1,116,940
HB 6539	2017-61	Relief of Eddie Weekley and Charlotte Williams		1,000,000			1,000,000
HB 7022	2017-88	Public Employees	109,675,610		73,540,216	507,546	183,723,372
HB 7059	2017-164	Juvenile Justice	2,978,012	2,978,012			5,956,024
HB 7069	2017-116	Education	413,950,000	5,000,000			418,950,000
HB 7077	2017-63	Gulf Coast Economic Corridor		300,000,000			300,000,000
HB 7109	2017-036	Taxation		290,580			290,580
HB 7109	2017-036	Taxation		391,018			391,018
HB 7115	2017-69	Arthur G. Dozier School for Boys		1,200,000			1,200,000
		<b>SUBTOTAL</b>	526,954,098	343,700,260	114,940,494	1,817,104,351	2,802,699,203
		<b>Less Vetoes</b>		100,000	41,000,000	0	41,100,000
		<b>TOTAL REGULAR SESSION</b>	526,954,098	343,600,260	73,940,494	1,817,104,351	2,761,599,203

\* SB 10 appropriations for Fiscal Year 2017-18 consist of a \$30 million General Revenue appropriation for transfer to the Water Resource Protection and Sustainability Trust Fund which has a corresponding \$30 million in appropriation (double budget) to spend the \$30 million cash from General Revenue. SB 10 also includes a recurring trust fund appropriation of \$64 million that is effective Fiscal Year 2018-19 which does not contain a double budget amount.

**2017 SPECIAL SESSION A - SUPPLEMENTAL APPROPRIATIONS**

Bill Number	Chapter Law	Summary	General Revenue		Trust Fund		Total All Funds
			Recurring	Nonrecurring	Recurring	Nonrecurring	
HB 1A	2017-233	Economic Development - Department of Economic Opportunity		51,016,115	66,000,000	86,000,000	203,016,115
HB 1A	2017-233	Economic Development - Department of Transportation				25,000,000	25,000,000
HB 1A	2017-233	Economic Development - Department of Education	9,107,052	49,876,833			58,983,885
HB 3A	2017-234	Florida Education Finance Program	10,936,987,619	(63,240,813)	582,314,911	217,200,000	11,673,261,717
SB 8A	2017-232	Medical Use of Marijuana - Driver Education and Law Enforcement Training			100,000	5,000,000	5,100,000
SB 8A	2017-232	Medical Use of Marijuana - Department of Health		4,750,000	4,055,292	1,238,148	10,043,440
<b>TOTAL SPECIAL SESSION A</b>			<b>10,946,094,671</b>	<b>42,402,135</b>	<b>652,470,203</b>	<b>334,438,148</b>	<b>11,975,405,157</b>
<b>TOTAL</b>			<b>11,473,048,769</b>	<b>386,102,395</b>	<b>767,410,697</b>	<b>2,151,542,499</b>	<b>14,778,104,360</b>



**TRUTH IN BONDING STATEMENT  
IN SUPPORT OF THE 2017-18 GENERAL APPROPRIATIONS ACT**

**Additional authorizations made in support of the 2017-18 General Appropriations Act:**

**Turnpike Revenue Bonds**

The State of Florida is proposing to issue \$476.44 million in debt or obligation for Florida Turnpike construction projects. The debt or obligation is expected to be repaid over a period of 30 years. At a forecasted interest rate of 5.0%, the total interest paid over the life of the debt will be \$451.65 million.

**Right-of-Way Bonds**

The State of Florida is proposing to issue \$65.57 million of new debt or obligation for Advanced Right-of-Way Acquisition and Bridge Construction. When coupled with bonds included in the Truth-in-Bonding Statement in Support of the 2016-17 General Appropriations Act (as reported in the Fiscal Analysis in Brief, 2016 Legislative Session) that were not issued, the State of Florida is proposing to issue a total of \$403.75 million of debt or obligation for Advanced Right-of-Way Acquisition and Bridge Construction in Fiscal Year 2017-18. The combined debt or obligation is expected to be repaid over a period of 30 years. At a forecasted interest rate of 5.0%, the total interest paid over the life of this debt will be \$382.76 million.

**Transportation Financing Corporation**

The State of Florida is proposing to issue \$10.96 million of debt or obligation for a construction project. The debt or obligation is expected to be repaid over a period of 15 years. At a forecasted interest rate of 5.0%, the total interest paid over the life of the debt will be \$3.38 million.

**Additional authorization affecting future budget years:**

**Florida Forever Bonds**

Chapter 2017-10, Laws of Florida, authorizes future bond issuances in an amount up to \$800 million of debt or obligation for the purpose of constructing the Everglades Agricultural Area Reservoir, a fixed capital outlay project. Subject to future specific appropriation of annual debt service, this project may be funded in whole or in part by the sale of bonds or other debt or obligation, the debt service to be paid from funds appropriated from the Land Acquisition Trust Fund designated for such purpose beginning in Fiscal Year 2018-19.

**THE MOST RECENT OFFICIAL SUMMARY OF OUTSTANDING STATE DEBT**

As reported by the Division of Bond Finance in the State of Florida 2016 Debt Report released in December 2016, total State direct debt outstanding as of June 30, 2016, was \$24.1 billion. Of this amount, net tax-supported debt for programs supported by state tax revenues or tax-like revenues totaled \$20.1 billion while self-supporting debt, representing debt secured by revenues generated from operating bond-financed facilities, totaled \$4.0 billion.